



SEAT CUPRA CHAMPIONSHIP

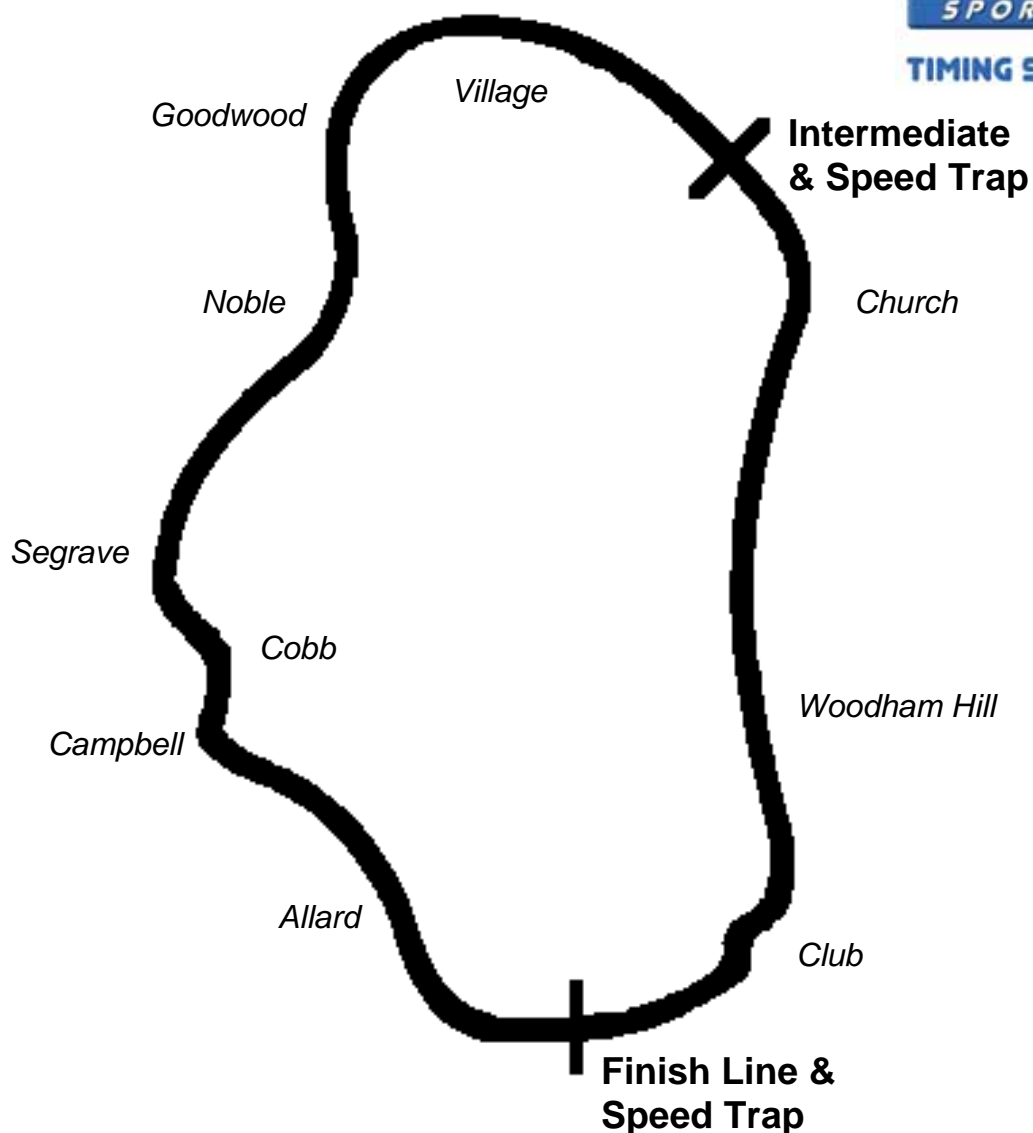
**Rounds 7 & 8
Thruxton**

17th / 18th May 2008



Results Provided by Timing Solutions Ltd
www.tsl-timing.com

THRUXTON



Circuit Length: 2.356 miles / 3791.6 metres
Intermediate: 2247 metres
Pit In: 3697 metres
Pit Out: 100 metres after Finish Line
Pit In – Pit Out: 219 metres, @ 60kph = 13.1 seconds, @ 80kph = 9.8 seconds

SEAT Cupra Championship

QUALIFYING ROUND 7 - CLASSIFICATION

POS	NO	CL	NAME	NAT	ENTRY	TIME	ON	LAPS	GAP	DIFF	MPH
1	1		Jonathan ADAM		Total Control Racing	1:18.899	5	5			107.49
2	7		Daniel WELCH		Marriott / Welch Motorsport	1:18.913	4	9	0.014	0.014	107.47
3	25		Robert LAWSON		Bardon / JHR	1:18.953	8	8	0.054	0.040	107.42
4	3		Andrew HERRON		Brian Herron Plant / JHR	1:19.158	4	7	0.259	0.205	107.14
5	2		Carl BREEZE		Blue Chip / Welch Motorsport	1:19.189	4	9	0.290	0.031	107.10
6	34		Martin BYFORD		AB Glass / Z Speed Racing	1:19.329	7	10	0.430	0.140	106.91
7	11		Jeremy GUMBLEY		JeremyGumbley.com / Welch Motorsport	1:20.087	10	10	1.188	0.758	105.90
8	8		James APPLEBY		Hardinge Machine Tools	1:20.368	6	10	1.469	0.281	105.53
9	44		Freddy NORDSTROM		PlumberTraining.com / Advent Motorsport	1:20.528	5	6	1.629	0.160	105.32
10	42		David GREEN		Daniels Motorsport	1:20.650	8	8	1.751	0.122	105.16
11	32		Daniel ROWBOTTOM		DRM M-sport	1:21.040	6	9	2.141	0.390	104.65
12	14		David NYE		DW Nye Limited / Daniels Motorsport	1:21.472	8	10	2.573	0.432	104.10
13	9		Jamie ACKERS		Total Control Racing	1:21.994	8	8	3.095	0.522	103.44
14	12		Steve MITCHELL		J P Motorsport	1:24.797	10	10	5.898	2.803	100.02

Weather / Track : Cloudy / Dry

These results are provisional until the conclusion of any judicial and technical matters.

Thruxton
 Circuit Length = 2.3560 miles
 Start: 10:46 End: 11:07

Clerk of Course :		Timekeeper :
-------------------	--	--------------

SEAT Cupra Championship

QUALIFYING ROUND 7 - SECTOR ANALYSIS

1	Jonathan ADAM Total Control Racing										
1-	Out	73.4	44.115	95.1	2:06.802	4-	Out	118.1	36.681	99.3	1:31.421
2-	1:01.453	111.1	41.745	86.3	1:43.198	5-	48.118	128.8	30.781	100.0	1:18.899
3-	54.544	123.6	In		3:27.614P						
2	Carl BREEZE Blue Chip / Welch Motorsport										
1-	Out	107.9	In		4:12.328P	6-	1:04.682	103.6	In		5:06.756P
2-	Out	120.1	37.073	97.7	1:35.789	7-	Out	115.9	34.037	99.9	1:27.435
3-	48.776	128.3	30.996	98.5	1:19.772	8-	48.197	129.6	31.046	99.0	1:19.243
4-	48.269	128.1	30.920	98.4	1:19.189	9-	48.273	128.8	30.926	99.9	1:19.199
5-	48.370	129.6	30.955	99.7	1:19.325						
3	Andrew HERRON Brian Herron Plant / JHR										
1-	Out	58.4	58.633	56.2	2:49.790	5-	48.306	128.3	In		5:55.610P
2-	1:09.695	74.6	41.740	98.1	1:51.435	6-	Out	93.3	40.239	97.8	1:47.247
3-	48.797	126.9	31.473	100.2	1:20.270	7-	48.348	129.1	30.888	99.6	1:19.236
4-	48.102	128.8	31.056	98.8	1:19.158						
7	Daniel WELCH Marriott / Welch Motorsport										
1-	Out	63.1	In		5:06.091P	6-	Out	101.2	36.684	99.0	1:38.989
2-	Out	113.2	35.619	98.3	1:43.181	7-	48.222	128.8	31.030	98.1	1:19.252
3-	48.603	129.6	31.484	98.8	1:20.087	8-	48.174	128.6	30.828	98.0	1:19.002
4-	48.187	129.8	30.726	98.0	1:18.913	9-	48.450	128.8	30.713	98.5	1:19.163
5-	52.158	120.9	In		3:22.930P						
8	James APPLEBY Hardinge Machine Tools										
1-	Out	66.1	56.790	49.6	2:26.499	6-	48.360	127.6	32.008	98.0	1:20.368
2-	1:13.734	109.1	46.863	94.3	2:00.597	7-	1:04.472	89.7	In		5:06.014P
3-	52.958	120.5	39.614	98.5	1:32.572	8-	Out	110.9	45.562	96.4	1:47.661
4-	49.385	126.4	33.924	97.8	1:23.309	9-	52.600	124.3	34.516	98.4	1:27.116
5-	49.110	128.1	33.004	98.4	1:22.114	10-	49.985	127.1	33.256	99.0	1:23.241
9	Jamie ACKERS Total Control Racing										
1-	Out	73.8	47.637	75.5	2:11.628	5-	50.153	126.4	32.896	98.5	1:23.049
2-	1:08.806	93.3	42.932	79.0	1:51.738	6-	52.087	99.4	In		5:24.052P
3-	1:05.629	98.7	In		3:36.624P	7-	Out	122.7	34.257	98.0	1:31.614
4-	Out	106.7	36.041	97.7	1:47.750	8-	49.467	126.6	32.527	99.0	1:21.994
11	Jeremy GUMBLEY JeremyGumbley.com / Welch Motorsport										
1-	Out	85.9	42.844	90.6	1:57.178	6-	Out	117.9	34.729	98.1	1:28.198
2-	57.656	123.6	35.887	96.7	1:33.543	7-	1:07.223	62.3	In		5:43.658P
3-	51.676	119.2	38.308	96.7	1:29.984	8-	Out	125.2	32.315	97.7	1:24.213
4-	48.982	127.6	31.246	98.5	1:20.228	9-	48.772	128.1	31.507	98.8	1:20.279
5-	51.892	115.3	In		3:07.492P	10-	48.597	128.3	31.490	98.8	1:20.087
12	Steve MITCHELL J P Motorsport										
1-	Out	65.7	55.049	64.5	2:24.618	6-	51.778	119.6	34.597	94.8	1:26.375
2-	1:09.035	100.3	In		4:06.790P	7-	51.999	120.5	35.897	93.7	1:27.896
3-	Out	113.6	37.890	91.8	1:35.915	8-	53.983	120.7	In		3:16.444P
4-	52.597	122.9	34.733	96.4	1:27.330	9-	Out	123.1	33.367	95.6	1:32.040
5-	51.797	119.8	33.688	96.6	1:25.485	10-	51.211	124.0	33.586	96.6	1:24.797
14	David NYE DW Nye Limited / Daniels Motorsport										
1-	Out	74.7	In		6:08.970P	6-	Out	125.0	34.375	97.3	1:28.471
2-	Out	83.0	39.165	96.6	1:40.575	7-	48.984	128.1	32.890	95.7	1:21.874
3-	54.829	83.5	41.584	96.7	1:36.413	8-	48.739	126.9	32.733	96.4	1:21.472
4-	50.321	128.1	33.318	97.7	1:23.639	9-	49.049	128.3	32.635	96.3	1:21.684
5-	53.312	84.0	In		2:24.541P	10-	49.700	128.1	32.297	97.8	1:21.997
25	Robert LAWSON Bardon / JHR										
1-	Out	67.8	In		5:48.700P	5-	51.189	117.3	In		4:09.380P
2-	Out	90.2	37.742	90.1	1:39.092	6-	Out	98.1	38.608	99.7	1:31.345
3-	56.766	84.9	38.313	98.5	1:35.079	7-	48.135	127.6	31.566	99.7	1:19.701

Thruxton
Circuit Length = 2.3560 miles
Start: 10:46 End: 11:07

Weather / Track : Cloudy / Dry

SEAT Cupra Championship

QUALIFYING ROUND 7 - SECTOR ANALYSIS

4 -	48.221	128.3	30.947	100.0	1:19.168	8 -	48.214	127.3	30.739	99.7	1:18.953
32	Daniel ROWBOTTOM					DRM M-sport					
1 -	Out	66.6	52.202	72.0	2:20.458	6 -	49.361	126.4	31.679	98.3	1:21.040
2 -	1:03.059	100.9	In		4:05.956P	7 -	52.774	122.7	In		3:53.768P
3 -	Out	114.3	35.865	84.8	1:34.028	8 -	Out	122.7	33.367	98.3	1:27.532
4 -	52.464	126.1	32.263	98.8	1:24.727	9 -	48.947	128.1	34.214	97.5	1:23.161
5 -	50.434	124.3	31.802	98.1	1:22.236						
34	Martin BYFORD					AB Glass / Z Speed Racing					
1 -	Out	87.2	43.571	77.0	1:56.185	6 -	1:02.063	94.8	38.227	98.3	1:40.290
2 -	1:10.962	84.3	35.623	96.4	1:46.585	7 -	48.497	128.3	30.832	99.1	1:19.329
3 -	49.406	127.1	In		3:42.917P	8 -	1:01.030	100.3	In		4:19.803P
4 -	Out	123.1	32.717	98.8	1:29.895	9 -	Out	101.5	39.304	99.3	1:38.420
5 -	48.527	127.6	31.025	99.3	1:19.552	10 -	49.119	125.4	31.222	95.9	1:20.341
42	David GREEN					Daniels Motorsport					
1 -	Out	69.4	55.064	80.2	2:22.875	5 -	50.036	127.1	31.750	98.5	1:21.786
2 -	1:12.729	91.7	In		5:00.861P	6 -	49.153	128.8	31.592	98.5	1:20.745
3 -	Out	112.4	35.934	97.0	1:37.371	7 -	55.537	102.0	38.596	98.1	1:34.133
4 -	52.954	122.2	32.700	98.4	1:25.654	8 -	49.129	128.8	31.521	99.1	1:20.650
44	Freddy NORDSTROM					PlumberTraining.com / Advent Motorsport					
1 -	Out	76.1	48.567	64.4	2:17.359	4 -	Out	118.1	33.762	98.8	1:29.309
2 -	1:06.565	115.9	37.406	85.7	1:43.971	5 -	49.032	127.6	31.496	97.5	1:20.528
3 -	54.652	119.8	In		4:04.587P	6 -	49.091	124.7	37.114	99.1	1:26.205

Weather / Track : Cloudy / Dry

SEAT Cupra Championship

QUALIFYING ROUND 7 - SPEED TRAPS

SECTOR 1				SECTOR 2			FINISH LINE			
POS	NO	NAME	MPH	NO	NAME	MPH	NO	NAME	MPH	
1	7	Daniel WELCH	129.8				3	Andrew HERRON	100.2	
2	2	Carl BREEZE	129.6				1	Jonathan ADAM	100.0	
3	3	Andrew HERRON	129.1				25	Robert LAWSON	100.0	
4	1	Jonathan ADAM	128.8				2	Carl BREEZE	99.9	
5	42	David GREEN	128.8				34	Martin BYFORD	99.3	
6	11	Jeremy GUMBLEY	128.3				42	David GREEN	99.1	
7	14	David NYE	128.3				44	Freddy NORDSTROM	99.1	
8	25	Robert LAWSON	128.3				7	Daniel WELCH	99.0	
9	34	Martin BYFORD	128.3				8	James APPLEBY	99.0	
10	8	James APPLEBY	128.1				9	Jamie ACKERS	99.0	
11	32	Daniel ROWBOTTOM	128.1				11	Jeremy GUMBLEY	98.8	
12	44	Freddy NORDSTROM	128.1				32	Daniel ROWBOTTOM	98.8	
13	9	Jamie ACKERS	126.6				14	David NYE	97.8	
14	12	Steve MITCHELL	124.0				12	Steve MITCHELL	96.6	

Weather / Track : Cloudy / Dry

www.tsl-timing.com

Thruxton
 Circuit Length = 2.3560 miles
 Start: 10:46 End: 11:07

Printed - 11.08 Saturday, 17 May 2008


SEAT Cupra Championship

QUALIFYING ROUND 7 - BEST SECTORS

SECTOR 1			SECTOR 2			IDEAL / BEST COMPARISON							
POS	NO	NAME	TIME	NO	NAME	TIME	POS	NO	NAME	IDEAL	BEST	DIFF	
1	3	HERRON	48.102	7	WELCH	30.713	1	25	LAWSON	1:18.874	1:18.953	0.079	
2	1	ADAM	48.118	25	LAWSON	30.739	2	7	WELCH	1:18.887	1:18.913	0.026	
3	25	LAWSON	48.135	1	ADAM	30.781	3	1	ADAM	1:18.899	1:18.899	0.000	
4	7	WELCH	48.174	34	BYFORD	30.832	4	3	HERRON	1:18.990	1:19.158	0.168	
5	2	BREEZE	48.197	3	HERRON	30.888	5	2	BREEZE	1:19.117	1:19.189	0.072	
6	8	APPLEBY	48.360	2	BREEZE	30.920	6	34	BYFORD	1:19.329	1:19.329	0.000	
7	34	BYFORD	48.497	11	GUMBLEY	31.246	7	11	GUMBLEY	1:19.843	1:20.087	0.244	
8	11	GUMBLEY	48.597	44	NORDSTROM	31.496	8	8	APPLEBY	1:20.368	1:20.368	0.000	
9	14	NYE	48.739	42	GREEN	31.521	9	44	NORDSTROM	1:20.393	1:20.528	0.135	
10	44	NORDSTROM	48.897	32	ROWBOTTOM	31.679	10	32	ROWBOTTOM	1:20.626	1:21.040	0.414	
11	32	ROWBOTTOM	48.947	8	APPLEBY	32.008	11	42	GREEN	1:20.650	1:20.650	0.000	
12	42	GREEN	49.129	14	NYE	32.297	12	14	NYE	1:21.036	1:21.472	0.436	
13	9	ACKERS	49.467	9	ACKERS	32.527	13	9	ACKERS	1:21.994	1:21.994	0.000	
14	12	MITCHELL	51.211	12	MITCHELL	33.367	14	12	MITCHELL	1:24.578	1:24.797	0.219	
										Perfect lap		1:18.815	

SEAT Cupra Championship

ROUND 7 - GRID

ROW 7	1:21.994 9 Jamie ACKERS	1:24.797 12 Steve MITCHELL
ROW 6	1:21.040 32 Daniel ROWBOTTOM	1:21.472 14 David NYE
ROW 5	1:20.528 44 Freddy NORDSTROM	1:20.650 42 David GREEN
ROW 4	1:20.087 11 Jeremy GUMBLEY	1:20.368 8 James APPLEBY
ROW 3	1:19.189 2 Carl BREEZE	1:19.329 34 Martin BYFORD
ROW 2	1:18.953 25 Robert LAWSON	1:19.158 3 Andrew HERRON
ROW 1	1:18.899 1 Jonathan ADAM	1:18.913 7 Daniel WELCH
Pole		
		

Thruxton
Circuit Length = 2.3560 miles

Clerk of Course :		Timekeeper :

SEAT Cupra Championship

QUALIFYING ROUND 8 - CLASSIFICATION

POS	NO	CL	NAME	NAT	ENTRY	TIME	ON	LAPS	GAP	DIFF	MPH
1	25		Robert LAWSON		Bardon / JHR	1:18.468	4	4			108.08
2	3		Andrew HERRON		Brian Herron Plant / JHR	1:18.694	4	4	0.226	0.226	107.77
3	7		Daniel WELCH		Marriott / Welch Motorsport	1:18.805	4	8	0.337	0.111	107.62
4	1		Jonathan ADAM		Total Control Racing	1:18.824	5	10	0.356	0.019	107.60
5	34		Martin BYFORD		AB Glass / Z Speed Racing	1:19.023	4	6	0.555	0.199	107.33
6	2		Carl BREEZE		Blue Chip / Welch Motorsport	1:19.144	4	9	0.676	0.121	107.16
7	42		David GREEN		Daniels Motorsport	1:19.770	7	7	1.302	0.626	106.32
8	44		Freddy NORDSTROM		PlumberTraining.com / Advent Motorsport	1:19.869	6	8	1.401	0.099	106.19
9	8		James APPLEBY		Hardinge Machine Tools	1:20.152	5	11	1.684	0.283	105.81
10	14		David NYE		DW Nye Limited / Daniels Motorsport	1:20.372	7	12	1.904	0.220	105.52
11	9		Jamie ACKERS		Total Control Racing	1:20.377	10	10	1.909	0.005	105.52
12	11		Jeremy GUMBLEY		JeremyGumbley.com / Welch Motorsport	1:20.622	4	10	2.154	0.245	105.20
13	32		Daniel ROWBOTTOM		DRM M-sport	1:21.296	7	9	2.828	0.674	104.32
14	12		Steve MITCHELL		J P Motorsport	1:24.670	6	11	6.202	3.374	100.17

Weather / Track : Cloudy / Dry

These results are provisional until the conclusion of any judicial and technical matters.

Thruxton
Circuit Length = 2.3560 miles
Start: 14:42 End: 15:04

Clerk of Course :

Timekeeper :

SEAT Cupra Championship

QUALIFYING ROUND 8 - SECTOR ANALYSIS

1	Jonathan ADAM Total Control Racing										
1-	Out	91.3	40.986	96.1	1:51.316	6-	52.890	114.9	In	3:36.399P	
2-	58.101	97.3	38.540	97.3	1:36.641	7-	Out	122.2	32.040	100.0	1:32.274
3-	55.379	105.2	In		3:39.730P	8-	48.117	128.8	30.885	99.6	1:19.002
4-	Out	81.7	41.248	100.0	1:36.432	9-	50.625	125.2	32.111	99.9	1:22.736
5-	48.030	128.6	30.794	100.5	1:18.824	10-	48.262	128.3	30.839	99.4	1:19.101
2	Carl BREEZE Blue Chip / Welch Motorsport										
1-	Out	118.8	In		3:47.549P	6-	48.435	126.9	30.973	99.6	1:19.408
2-	Out	123.1	35.142	99.7	1:32.475	7-	55.583	114.1	In		5:18.159P
3-	54.037	120.1	34.439	100.0	1:28.476	8-	Out	121.6	37.009	99.7	1:30.842
4-	48.355	127.6	30.789	100.0	1:19.144	9-	49.050	126.9	31.283	99.3	1:20.333
5-	48.390	128.6	30.939	99.9	1:19.329						
3	Andrew HERRON Brian Herron Plant / JHR										
1-	Out	66.4	53.697	67.6	2:19.303	3-	48.571	127.3	31.306	100.5	1:19.877
2-	1:05.817	100.6	37.537	99.0	1:43.354	4-	47.959	128.3	30.735	99.1	1:18.694
7	Daniel WELCH Marriott / Welch Motorsport										
1-	Out	73.7	In		5:09.423P	5-	57.349	112.8	In		3:38.421P
2-	Out	123.4	33.424	97.1	1:34.016	6-	Out	112.2	34.832	100.2	1:37.026
3-	48.166	124.0	30.664	98.8	1:18.830	7-	48.001	128.8	30.809	98.7	1:18.810
4-	47.988	129.8	30.817	98.4	1:18.805	8-	48.220	127.1	31.095	98.1	1:19.315
8	James APPLEBY Hardinge Machine Tools										
1-	Out	102.3	41.109	81.7	1:49.955	7-	Out	117.3	36.822	96.6	1:33.081
2-	58.443	110.4	39.259	94.0	1:37.702	8-	50.712	125.9	33.418	98.4	1:24.130
3-	52.125	124.0	34.916	97.1	1:27.041	9-	48.332	128.1	32.184	98.3	1:20.516
4-	49.787	126.9	33.451	98.4	1:23.238	10-	48.866	127.6	31.857	98.4	1:20.723
5-	48.207	128.3	31.945	98.3	1:20.152	11-	48.708	127.1	32.492	97.4	1:21.200
6-	55.959	105.2	In		4:14.240P						
9	Jamie ACKERS Total Control Racing										
1-	Out	94.1	42.577	83.4	1:54.730	6-	48.835	127.1	31.564	99.4	1:20.399
2-	1:01.288	105.0	40.217	83.7	1:41.505	7-	1:01.961	106.5	In		3:51.786P
3-	1:01.726	102.9	In		3:40.409P	8-	Out	119.2	35.664	98.8	1:33.259
4-	Out	110.0	39.365	98.0	1:40.793	9-	48.851	125.9	31.706	98.7	1:20.557
5-	49.552	126.1	31.871	99.4	1:21.423	10-	48.758	127.1	31.619	98.8	1:20.377
11	Jeremy GUMBLEY JeremyGumbley.com / Welch Motorsport										
1-	Out	85.8	42.526	78.3	1:55.669	6-	Out	127.1	32.079	99.3	1:23.846
2-	59.450	122.7	36.412	97.3	1:35.862	7-	48.485	128.8	In		3:57.815P
3-	49.194	127.8	33.465	98.5	1:22.659	8-	Out	115.3	33.206	98.4	1:26.160
4-	49.117	126.6	31.505	98.8	1:20.622	9-	48.592	126.6	38.720	82.3	1:27.312
5-	50.247	122.9	In		3:12.745P	10-	51.034	117.7	32.644	96.8	1:23.678
12	Steve MITCHELL J P Motorsport										
1-	Out	87.3	41.968	84.8	1:53.474	7-	51.285	122.0	33.480	95.6	1:24.765
2-	58.938	104.0	In		4:07.007P	8-	51.432	122.7	In		3:27.938P
3-	Out	121.8	35.960	93.9	1:33.408	9-	Out	123.4	36.813	96.6	1:31.076
4-	51.965	123.1	34.112	97.0	1:26.077	10-	52.519	120.3	38.048	79.4	1:30.567
5-	51.997	117.9	33.990	98.1	1:25.987	11-	53.364	119.8	34.366	95.2	1:27.730
6-	51.321	124.0	33.349	95.7	1:24.670						
14	David NYE DW Nye Limited / Daniels Motorsport										
1-	Out	86.8	44.866	87.7	1:57.991	7-	48.407	130.1	31.965	96.6	1:20.372
2-	59.753	103.1	38.296	92.6	1:38.049	8-	49.756	124.0	31.976	96.8	1:21.732
3-	56.637	107.5	40.871	92.1	1:37.508	9-	48.818	128.1	32.125	95.9	1:20.943
4-	52.837	123.4	In		4:18.368P	10-	49.216	127.6	33.436	92.6	1:22.652
5-	Out	118.1	35.780	97.8	1:31.088	11-	49.732	125.9	32.312	93.5	1:22.044
6-	49.009	129.1	31.936	97.0	1:20.945	12-	49.400	128.1	32.274	96.8	1:21.674

Thruxton
Circuit Length = 2.3560 miles
Start: 14:42 End: 15:04

Weather / Track : Cloudy / Dry

SEAT Cupra Championship

QUALIFYING ROUND 8 - SECTOR ANALYSIS

25	Robert LAWSON		Bardon / JHR								
1-	Out	87.5	43.773	82.6	1:54.100	3-	48.341	115.3	48.256	100.6	1:36.597
2-	1:01.230	85.6	41.495	100.0	1:42.725	4-	47.648	126.9	30.820	99.9	1:18.468
32	Daniel ROWBOTTOM		DRM M-sport								
1-	Out	86.0	44.278	82.0	2:08.188	6-	48.956	126.9	32.787	98.7	1:21.743
2-	1:01.902	88.5	In		4:01.893P	7-	49.184	127.6	32.112	97.7	1:21.296
3-	Out	93.9	45.266	86.6	1:47.225	8-	50.642	123.6	In		3:00.531P
4-	53.884	127.6	32.423	98.8	1:26.307	9-	Out	90.4	43.398	76.2	1:49.380
5-	49.543	127.8	32.175	98.7	1:21.718						
34	Martin BYFORD		AB Glass / Z Speed Racing								
1-	Out	101.1	38.555	90.1	1:48.008	4-	48.179	127.8	30.844	99.0	1:19.023
2-	53.483	116.3	In		3:35.991P	5-	1:02.727	90.9	41.493	99.3	1:44.220
3-	Out	124.3	32.683	99.4	1:27.370	6-	48.158	128.6	31.031	98.7	1:19.189
42	David GREEN		Daniels Motorsport								
1-	Out	69.3	47.270	87.8	2:03.965	5-	54.274	116.3	35.016	98.7	1:29.290
2-	58.754	106.2	In		4:02.054P	6-	49.766	126.4	31.577	99.0	1:21.343
3-	Out	108.2	37.077	99.4	1:42.674	7-	48.441	127.8	31.329	98.7	1:19.770
4-	49.856	126.4	31.797	99.4	1:21.653						
44	Freddy NORDSTROM		PlumberTraining.com / Advent Motorsport								
1-	Out	91.4	43.525	88.7	1:52.875	5-	48.491	128.8	31.627	98.1	1:20.118
2-	59.838	116.9	In		3:52.181P	6-	48.612	128.6	31.257	99.3	1:19.869
3-	Out	125.7	33.611	98.1	1:27.351	7-	54.771	122.2	34.174	99.3	1:28.945
4-	48.925	129.3	31.710	99.0	1:20.635	8-	49.058	129.1	31.371	99.0	1:20.429

SEAT Cupra Championship

QUALIFYING ROUND 8 - SPEED TRAPS

SECTOR 1				SECTOR 2			FINISH LINE			
POS	NO	NAME	MPH	NO	NAME	MPH	NO	NAME	MPH	
1	14	David NYE	130.1				25	Robert LAWSON	100.6	
2	7	Daniel WELCH	129.8				1	Jonathan ADAM	100.5	
3	44	Freddy NORDSTROM	129.3				3	Andrew HERRON	100.5	
4	1	Jonathan ADAM	128.8				7	Daniel WELCH	100.2	
5	11	Jeremy GUMBLEY	128.8				2	Carl BREEZE	100.0	
6	2	Carl BREEZE	128.6				9	Jamie ACKERS	99.4	
7	34	Martin BYFORD	128.6				34	Martin BYFORD	99.4	
8	3	Andrew HERRON	128.3				42	David GREEN	99.4	
9	8	James APPLEBY	128.3				11	Jeremy GUMBLEY	99.3	
10	32	Daniel ROWBOTTOM	127.8				44	Freddy NORDSTROM	99.3	
11	42	David GREEN	127.8				32	Daniel ROWBOTTOM	98.8	
12	9	Jamie ACKERS	127.1				8	James APPLEBY	98.4	
13	25	Robert LAWSON	126.9				12	Steve MITCHELL	98.1	
14	12	Steve MITCHELL	124.0				14	David NYE	97.8	

Weather / Track : Cloudy / Dry

www.tsl-timing.com

Thruxton
 Circuit Length = 2.3560 miles
 Start: 14:42 End: 15:04

Printed - 15.05 Saturday, 17 May 2008

SEAT Cupra Championship

QUALIFYING ROUND 8 - BEST SECTORS

SECTOR 1			SECTOR 2			IDEAL / BEST COMPARISON						
POS	NO	NAME	TIME	NO	NAME	TIME	POS	NO	NAME	IDEAL	BEST	DIFF
1	25	LAWSON	47.648	7	WELCH	30.664	1	25	LAWSON	1:18.468	1:18.468	0.000
2	3	HERRON	47.959	3	HERRON	30.735	2	7	WELCH	1:18.652	1:18.805	0.153
3	7	WELCH	47.988	2	BREEZE	30.789	3	3	HERRON	1:18.694	1:18.694	0.000
4	1	ADAM	48.030	1	ADAM	30.794	4	1	ADAM	1:18.824	1:18.824	0.000
5	34	BYFORD	48.158	25	LAWSON	30.820	5	34	BYFORD	1:19.002	1:19.023	0.021
6	8	APPLEBY	48.207	34	BYFORD	30.844	6	2	BREEZE	1:19.144	1:19.144	0.000
7	2	BREEZE	48.355	44	NORDSTROM	31.257	7	44	NORDSTROM	1:19.748	1:19.869	0.121
8	14	NYE	48.407	42	GREEN	31.329	8	42	GREEN	1:19.770	1:19.770	0.000
9	42	GREEN	48.441	11	GUMBLEY	31.505	9	11	GUMBLEY	1:19.990	1:20.622	0.632
10	11	GUMBLEY	48.485	9	ACKERS	31.564	10	8	APPLEBY	1:20.064	1:20.152	0.088
11	44	NORDSTROM	48.491	8	APPLEBY	31.857	11	9	ACKERS	1:20.322	1:20.377	0.055
12	9	ACKERS	48.758	14	NYE	31.936	12	14	NYE	1:20.343	1:20.372	0.029
13	32	ROWBOTTOM	48.956	32	ROWBOTTOM	32.112	13	32	ROWBOTTOM	1:21.068	1:21.296	0.228
14	12	MITCHELL	51.285	12	MITCHELL	33.349	14	12	MITCHELL	1:24.634	1:24.670	0.036
Perfect lap										1:18.312		

Weather / Track : Cloudy / Dry


www.tsl-timing.com

Thruxton
 Circuit Length = 2.3560 miles
 Start: 14:42 End: 15:04

Printed - 15.05 Saturday, 17 May 2008

SEAT Cupra Championship

ROUND 8 - GRID

ROW 7	1:21.296 32 Daniel ROWBOTTOM	1:24.670 12 Steve MITCHELL
ROW 6	1:20.377 9 Jamie ACKERS	1:20.622 11 Jeremy GUMBLEY
ROW 5	1:20.152 8 James APPLEBY	1:20.372 14 David NYE
ROW 4	1:19.770 42 David GREEN	1:19.869 44 Freddy NORDSTROM
ROW 3	1:19.023 34 Martin BYFORD	1:19.144 2 Carl BREEZE
ROW 2	1:18.805 7 Daniel WELCH	1:18.824 1 Jonathan ADAM
ROW 1	1:18.468 25 Robert LAWSON	1:18.694 3 Andrew HERRON
Pole		
		

Thruxton
Circuit Length = 2.3560 miles

Clerk of Course :		Timekeeper :

SEAT Cupra Championship

ROUND 7 - CLASSIFICATION

POS	NO	CL	NAME	NAT	ENTRY	LAPS	TIME	GAP	DIFF	MPH	BEST	ON
1	1		Jonathan ADAM		Total Control Racing	15	24:26.233			86.76	1:19.681	7
2	7		Daniel WELCH		Marriott / Welch Motorsport	15	24:26.552	0.319	0.319	86.75	1:19.498	8
3	25		Robert LAWSON		Bardon / JHR	15	24:32.081	5.848	5.529	86.42	1:20.187	10
4	2		Carl BREEZE		Blue Chip / Welch Motorsport	15	24:34.920	8.687	2.839	86.25	1:20.399	7
5	34		Martin BYFORD		AB Glass / Z Speed Racing	15	24:35.187	8.954	0.267	86.24	1:20.349	7
6	3		Andrew HERRON		Brian Herron Plant / JHR	15	24:35.365	9.132	0.178	86.23	1:20.233	7
7	42		David GREEN		Daniels Motorsport	15	24:44.122	17.889	8.757	85.72	1:20.640	9
8	8		James APPLEBY		Hardinge Machine Tools	15	24:44.935	18.702	0.813	85.67	1:20.998	11
9	11		Jeremy GUMBLEY		JeremyGumbley.com / Welch Motorsport	15	24:45.721	19.488	0.786	85.63	1:20.918	9
10	9		Jamie ACKERS		Total Control Racing	15	24:46.267	20.034	0.546	85.59	1:20.558	8
11	44		Freddy NORDSTROM		PlumberTraining.com / Advent Motorsport	15	24:46.322	20.089	0.055	85.59	1:20.975	7
12	14		David NYE		DW Nye Limited / Daniels Motorsport	15	24:46.526	20.293	0.204	85.58	1:20.861	10
NOT CLASSIFIED												
DNF	32		Daniel ROWBOTTOM		DRM M-sport	9	18:20.141	6 laps	6 laps	69.38	1:23.250	7
DNF	12		Steve MITCHELL		J P Motorsport	0						
FASTEST LAP												
	7		Daniel WELCH		Marriott / Welch Motorsport	8	1:19.498			106.68 mph	171.69 kph	

Weather / Track : Sunny / Dry

These results are provisional until the conclusion of any judicial and technical matters.

Thruxton
 Circuit Length = 2.3560 miles
 Start: 12:15 End: 12:40

Clerk of Course :	Timekeeper :
-------------------	--------------

SEAT Cupra Championship

ROUND 7 - SECTOR ANALYSIS

1	Jonathan ADAM										Total Control Racing				
1-		128.6		30.803	97.4		1:25.603	9-	48.922	127.1		31.047	98.3		1:19.969
2-	1:16.362	63.3		56.556	56.3		2:12.918	10-	48.716	127.6		31.365	97.8		1:20.081
3-	1:19.685	64.7		57.159	52.3		2:16.844	11-	48.854	127.3		31.224	98.7		1:20.078
4-	1:26.479	68.3		53.894	58.3		2:20.373	12-	48.804	126.9		31.263	98.3		1:20.067
5-	1:20.037	68.5		52.984	54.6		2:13.021	13-	49.082	127.3		31.228	98.1		1:20.310
6-	1:18.167	76.8		38.411	98.8		1:56.578	14-	49.085	126.9		31.160	97.8		1:20.245
7-	48.575	127.1		31.106	99.3		1:19.681	15-	48.997	127.3		31.330	98.1		1:20.327
8-	48.944	126.4		31.194	98.5		1:20.138								
2	Carl BREEZE										Blue Chip / Welch Motorsport				
1-		127.8		31.749	99.7		1:27.186	9-	49.281	126.4		31.308	98.3		1:20.589
2-	1:17.021	66.0		57.888	59.2		2:14.909	10-	49.286	127.8		31.366	99.0		1:20.652
3-	1:19.449	59.3		56.692	53.9		2:16.141	11-	49.462	126.1		31.521	98.7		1:20.983
4-	1:27.116	61.6		54.556	60.7		2:21.672	12-	49.226	126.4		31.462	98.7		1:20.688
5-	1:19.686	70.0		52.717	55.9		2:12.403	13-	49.492	126.1		31.492	99.1		1:20.984
6-	1:17.127	76.8		37.653	99.3		1:54.780	14-	49.497	125.9		31.440	98.7		1:20.937
7-	49.123	125.4		31.276	99.0		1:20.399	15-	49.670	125.9		32.196	94.7		1:21.866
8-	49.566	126.6		31.165	99.4		1:20.731								
3	Andrew HERRON										Brian Herron Plant / JHR				
1-		129.1		31.872	94.4		1:29.030	9-	49.113	128.1		31.474	99.0		1:20.587
2-	1:16.790	62.1		58.775	61.6		2:15.565	10-	49.067	128.1		31.432	99.7		1:20.499
3-	1:18.518	59.0		56.867	61.2		2:15.385	11-	49.206	127.3		31.407	98.7		1:20.613
4-	1:28.169	59.1		53.957	61.9		2:22.126	12-	49.633	126.9		31.587	98.3		1:21.220
5-	1:19.410	63.0		52.306	64.2		2:11.716	13-	49.358	125.9		31.647	97.0		1:21.005
6-	1:16.289	81.5		37.793	100.0		1:54.082	14-	49.382	125.7		31.732	98.1		1:21.114
7-	48.754	128.3		31.479	99.3		1:20.233	15-	49.344	126.4		31.651	96.6		1:20.995
8-	49.469	127.6		31.726	99.4		1:21.195								
7	Daniel WELCH										Marriott / Welch Motorsport				
1-		128.3		30.801	100.2		1:26.046	9-	48.689	128.1		30.838	98.4		1:19.527
2-	1:16.397	64.8		56.879	57.6		2:13.276	10-	48.721	127.8		31.147	97.0		1:19.868
3-	1:20.079	65.7		56.487	55.3		2:16.566	11-	48.917	127.6		31.078	99.0		1:19.995
4-	1:26.760	69.8		53.788	58.3		2:20.548	12-	48.611	127.8		31.169	99.0		1:19.780
5-	1:20.160	70.7		52.756	51.0		2:12.916	13-	49.422	125.2		31.161	99.3		1:20.583
6-	1:17.928	74.2		38.499	98.7		1:56.427	14-	49.086	125.9		31.057	98.7		1:20.143
7-	49.438	115.5		31.699	97.7		1:21.137	15-	48.884	127.6		31.358	97.4		1:20.242
8-	48.467	127.3		31.031	97.8		1:19.498								
8	James APPLEBY										Hardinge Machine Tools				
1-		128.8		32.430	97.0		1:30.324	9-	49.183	126.6		31.870	98.5		1:21.053
2-	1:18.607	67.6		58.610	56.4		2:17.217	10-	49.252	126.9		31.957	97.5		1:21.209
3-	1:19.286	57.7		56.168	55.9		2:15.454	11-	49.164	128.1		31.834	98.5		1:20.998
4-	1:29.549	59.4		53.159	67.9		2:22.708	12-	49.544	127.1		32.501	97.8		1:22.045
5-	1:19.359	70.6		51.609	63.3		2:10.968	13-	49.741	127.3		31.925	96.6		1:21.666
6-	1:15.915	77.9		37.567	99.4		1:53.482	14-	49.995	125.2		32.727	96.7		1:22.722
7-	49.103	127.6		31.970	97.8		1:21.073	15-	50.143	125.2		32.329	96.0		1:22.472
8-	49.556	127.3		31.988	97.8		1:21.544								
9	Jamie ACKERS										Total Control Racing				
1-		125.7		32.317	85.5		1:32.320	9-	49.230	127.1		31.628	98.0		1:20.858
2-	1:18.797	68.7		1:00.503	56.8		2:19.300	10-	49.166	127.1		31.811	97.3		1:20.977
3-	1:16.754	55.9		57.168	60.5		2:13.922	11-	49.377	126.6		32.004	97.0		1:21.381
4-	1:28.906	57.3		54.745	62.3		2:23.651	12-	49.703	125.0		31.876	97.7		1:21.579
5-	1:18.770	80.1		51.766	72.2		2:10.536	13-	49.700	125.4		32.005	95.6		1:21.705
6-	1:15.228	79.1		37.105	96.7		1:52.333	14-	49.733	125.7		31.924	97.1		1:21.657
7-	50.227	125.7		31.711	97.7		1:21.938	15-	51.110	122.9		32.442	94.7		1:23.552
8-	49.014	127.3		31.544	98.8		1:20.558								
11	Jeremy GUMBLEY										JeremyGumbley.com / Welch Motorsport				
1-		128.6		32.296	92.6		1:29.265	9-	49.208	126.9		31.710	98.4		1:20.918
2-	1:17.493	66.9		58.652	56.9		2:16.145	10-	49.096	127.3		31.889	97.3		1:20.985

Thruxton
Circuit Length = 2.3560 miles
Start: 12:15 End: 12:40

Weather / Track : Sunny / Dry

SEAT Cupra Championship

ROUND 7 - SECTOR ANALYSIS

3-	1:19.006	63.5	56.494	59.5	2:15.500	11-	49.279	125.9	32.182	95.6	1:21.461
4-	1:29.301	61.5	52.778	58.0	2:22.079	12-	50.887	125.2	31.919	99.4	1:22.806
5-	1:20.007	68.6	51.687	64.9	2:11.694	13-	49.726	123.8	31.819	99.1	1:21.545
6-	1:16.273	82.2	37.813	98.3	1:54.086	14-	49.918	123.8	33.852	92.6	1:23.770
7-	49.129	127.8	32.125	97.0	1:21.254	15-	50.353	126.4	32.924	92.6	1:23.277
8-	49.212	126.4	31.724	98.4	1:20.936						
14	David NYE DW Nye Limited / Daniels Motorsport										
1-		122.7	33.114	95.2	1:45.400	9-	49.044	125.4	31.970	97.3	1:21.014
2-	1:08.459	67.1	59.884	51.2	2:08.343	10-	48.928	128.8	31.933	95.1	1:20.861
3-	1:16.756	53.5	57.650	59.0	2:14.406	11-	49.379	128.1	32.222	97.3	1:21.601
4-	1:29.024	58.9	53.654	68.1	2:22.678	12-	49.117	125.9	31.944	97.8	1:21.061
5-	1:19.419	85.1	50.646	75.9	2:10.065	13-	49.410	124.3	32.377	97.3	1:21.787
6-	1:15.154	79.0	36.858	98.7	1:52.012	14-	49.391	126.1	32.857	94.9	1:22.248
7-	49.715	126.6	32.124	98.1	1:21.839	15-	49.851	127.1	32.159	97.0	1:22.010
8-	49.429	126.9	31.772	98.0	1:21.201						
25	Robert LAWSON Bardon / JHR										
1-		129.6	31.373	97.7	1:27.072	9-	49.094	126.4	31.254	97.5	1:20.348
2-	1:16.519	65.1	57.231	51.8	2:13.750	10-	48.818	127.8	31.369	97.3	1:20.187
3-	1:19.934	64.0	56.270	56.2	2:16.204	11-	49.301	125.9	31.541	97.8	1:20.842
4-	1:27.645	62.8	53.970	58.0	2:21.615	12-	48.911	126.1	31.318	97.8	1:20.229
5-	1:20.235	69.5	52.785	56.9	2:13.020	13-	49.412	125.9	31.806	98.1	1:21.218
6-	1:17.008	72.5	37.778	100.0	1:54.786	14-	49.592	125.7	31.344	98.7	1:20.936
7-	48.788	125.2	31.997	98.7	1:20.785	15-	49.304	126.9	31.573	98.1	1:20.877
8-	49.055	127.3	31.157	98.3	1:20.212						
32	Daniel ROWBOTTOM DRM M-sport										
1-					1:35.324	6-					1:48.573
2-					2:17.126	7-					1:23.250
3-					2:14.300	8-					1:23.350
4-			In		3:10.969P	9-					1:25.287
5-	Out				1:28.540						
34	Martin BYFORD AB Glass / Z Speed Racing										
1-		126.1	31.449	98.0	1:28.231	9-	49.054	128.1	31.530	96.4	1:20.584
2-	1:17.067	63.1	58.368	62.8	2:15.435	10-	49.180	128.1	31.430	99.0	1:20.610
3-	1:19.087	59.5	56.649	57.4	2:15.736	11-	49.348	126.9	31.585	97.7	1:20.933
4-	1:27.940	62.0	54.037	67.0	2:21.977	12-	49.523	125.9	31.268	98.4	1:20.791
5-	1:19.549	65.4	52.182	62.7	2:11.731	13-	49.320	125.2	31.761	97.4	1:21.081
6-	1:16.730	79.0	37.660	99.3	1:54.390	14-	49.197	126.4	31.738	97.3	1:20.935
7-	48.901	127.6	31.448	99.3	1:20.349	15-	49.345	125.0	32.175	94.1	1:21.520
8-	49.563	126.9	31.321	97.8	1:20.884						
42	David GREEN Daniels Motorsport										
1-		127.6	32.286	97.0	1:30.000	9-	49.218	127.8	31.422	98.4	1:20.640
2-	1:18.136	62.6	58.317	58.0	2:16.453	10-	49.663	125.7	31.650	99.3	1:21.313
3-	1:19.198	60.0	56.246	55.6	2:15.444	11-	49.170	127.8	31.638	98.4	1:20.808
4-	1:29.355	61.9	52.549	62.9	2:21.904	12-	50.188	127.1	31.974	96.1	1:22.162
5-	1:20.215	70.7	52.053	66.2	2:12.268	13-	49.771	125.7	31.862	98.3	1:21.633
6-	1:15.814	84.1	37.768	97.4	1:53.582	14-	49.910	124.5	33.884	96.1	1:23.794
7-	49.053	128.3	31.757	98.5	1:20.810	15-	49.932	125.0	32.223	96.1	1:22.155
8-	49.581	126.6	31.575	98.0	1:21.156						
44	Freddy NORDSTROM PlumberTraining.com / Advent Motorsport										
1-		127.8	32.237	89.0	1:31.286	9-	49.478	127.8	31.805	98.0	1:21.283
2-	1:18.866	63.1	58.603	59.7	2:17.469	10-	49.209	128.6	31.778	98.5	1:20.987
3-	1:18.801	57.0	57.149	64.5	2:15.950	11-	49.291	128.8	31.910	97.4	1:21.201
4-	1:28.894	59.3	54.673	65.2	2:23.567	12-	49.384	127.8	32.299	97.7	1:21.683
5-	1:18.340	76.4	51.831	70.9	2:10.171	13-	49.992	128.1	31.674	98.5	1:21.666
6-	1:14.895	81.9	37.420	97.8	1:52.315	14-	50.123	127.1	32.478	95.2	1:22.601
7-	49.367	128.8	31.608	98.7	1:20.975	15-	50.739	126.1	33.002	95.2	1:23.741
8-	49.264	129.1	32.163	98.3	1:21.427						

Thruxton
Circuit Length = 2.3560 miles
Start: 12:15 End: 12:40

Weather / Track : Sunny / Dry

SEAT Cupra Championship

ROUND 7 - SPEED TRAPS

SECTOR 1				SECTOR 2			FINISH LINE			
POS	NO	NAME	MPH	NO	NAME	MPH	NO	NAME	MPH	
1	25	Robert LAWSON	129.6				7	Daniel WELCH	100.2	
2	3	Andrew HERRON	129.1				3	Andrew HERRON	100.0	
3	44	Freddy NORDSTROM	129.1				25	Robert LAWSON	100.0	
4	8	James APPLEBY	128.8				2	Carl BREEZE	99.7	
5	14	David NYE	128.8				8	James APPLEBY	99.4	
6	1	Jonathan ADAM	128.6				11	Jeremy GUMBLEY	99.4	
7	11	Jeremy GUMBLEY	128.6				1	Jonathan ADAM	99.3	
8	7	Daniel WELCH	128.3				34	Martin BYFORD	99.3	
9	42	David GREEN	128.3				42	David GREEN	99.3	
10	34	Martin BYFORD	128.1				9	Jamie ACKERS	98.8	
11	2	Carl BREEZE	127.8				14	David NYE	98.7	
12	9	Jamie ACKERS	127.3				44	Freddy NORDSTROM	98.7	
13										

Weather / Track : Sunny / Dry

www.tsl-timing.com

Thruxton
 Circuit Length = 2.3560 miles
 Start: 12:15 End: 12:40

Printed - 12.42 Sunday, 18 May 2008

SEAT Cupra Championship

ROUND 7 - BEST SECTORS

SECTOR 1			SECTOR 2			IDEAL / BEST COMPARISON							
POS	NO	NAME	TIME	NO	NAME	TIME	POS	NO	NAME	IDEAL	BEST	DIFF	
1	7	WELCH	48.467	7	WELCH	30.801	1	7	WELCH	1:19.268	1:19.498	0.230	
2	1	ADAM	48.575	1	ADAM	30.803	2	1	ADAM	1:19.378	1:19.681	0.303	
3	3	HERRON	48.754	25	LAWSON	31.157	3	25	LAWSON	1:19.945	1:20.187	0.242	
4	25	LAWSON	48.788	2	BREEZE	31.165	4	3	HERRON	1:20.161	1:20.233	0.072	
5	34	BYFORD	48.901	34	BYFORD	31.268	5	34	BYFORD	1:20.169	1:20.349	0.180	
6	14	NYE	48.928	3	HERRON	31.407	6	2	BREEZE	1:20.288	1:20.399	0.111	
7	9	ACKERS	49.014	42	GREEN	31.422	7	42	GREEN	1:20.475	1:20.640	0.165	
8	42	GREEN	49.053	9	ACKERS	31.544	8	9	ACKERS	1:20.558	1:20.558	0.000	
9	11	GUMBLEY	49.096	44	NORDSTROM	31.608	9	14	NYE	1:20.700	1:20.861	0.161	
10	8	APPLEBY	49.103	11	GUMBLEY	31.710	10	11	GUMBLEY	1:20.806	1:20.918	0.112	
11	2	BREEZE	49.123	14	NYE	31.772	11	44	NORDSTROM	1:20.817	1:20.975	0.158	
12	44	NORDSTROM	49.209	8	APPLEBY	31.834	12	8	APPLEBY	1:20.937	1:20.998	0.061	
13	32	ROWBOTTOM		32	ROWBOTTOM		13	32	ROWBOTTOM		1:23.250	0.000	
										Perfect lap		1:19.268	

SEAT Cupra Champoionship

ROUND 7 - LAP CHART

Lap 1			Lap 2			Lap 3			Lap 4			Lap 5		
No	Behind	Laptime	No	Behind	Laptime	No	Behind	Laptime	No	Behind	Laptime	No	Behind	Laptime
1		1:25.603	1		2:12.918	1		2:16.844	1		2:20.373	1		2:13.021
7	0.443	1:26.046	7	0.801	2:13.276	7	0.523	2:16.566	7	0.698	2:20.548	7	0.593	2:12.916
25	1.469	1:27.072	25	2.301	2:13.750	25	1.661	2:16.204	25	2.903	2:21.615	25	2.902	2:13.020
2	1.583	1:27.186	2	3.574	2:14.909	2	2.871	2:16.141	2	4.170	2:21.672	2	3.552	2:12.403
34	2.628	1:28.231	34	5.145	2:15.435	34	4.037	2:15.736	34	5.641	2:21.977	34	4.351	2:11.731
3	3.427	1:29.030	3	6.074	2:15.565	3	4.615	2:15.385	3	6.368	2:22.126	3	5.063	2:11.716
11	3.662	1:29.265	11	6.889	2:16.145	11	5.545	2:15.500	11	7.251	2:22.079	11	5.924	2:11.694
42	4.397	1:30.000	42	7.932	2:16.453	42	6.532	2:15.444	42	8.063	2:21.904	42	7.310	2:12.268
8	4.721	1:30.324	8	9.020	2:17.217	8	7.630	2:15.454	8	9.965	2:22.708	8	7.912	2:10.968
44	5.683	1:31.286	44	10.234	2:17.469	44	9.340	2:15.950	44	12.534	2:23.567	44	9.684	2:10.171
9	6.717	1:32.320	9	13.099	2:19.300	9	10.177	2:13.922	9	13.455	2:23.651	9	10.970	2:10.536
32	9.721	1:35.324	32	13.929	2:17.126	32	11.385	2:14.300	14	15.089	2:22.678	14	12.133	2:10.065
14	19.797	1:45.400	14	15.222	2:08.343	14	12.784	2:14.406	32	1:01.981	3:10.969	32	17.500	1:28.540

SEAT Cupra Championship

ROUND 7 - LAP CHART

Lap 6			Lap 7			Lap 8			Lap 9			Lap 10		
No	Behind	Laptime	No	Behind	Laptime	No	Behind	Laptime	No	Behind	Laptime	No	Behind	Laptime
1		1:56.578	1		1:19.681	1		1:20.138	1		1:19.969	1		1:20.081
7	0.442	1:56.427	7	1.898	1:21.137	7	1.258	1:19.498	7	0.816	1:19.527	7	0.603	1:19.868
25	1.110	1:54.786	25	2.214	1:20.785	25	2.288	1:20.212	25	2.667	1:20.348	25	2.773	1:20.187
2	1.754	1:54.780	2	2.472	1:20.399	2	3.065	1:20.731	2	3.685	1:20.589	2	4.256	1:20.652
34	2.163	1:54.390	34	2.831	1:20.349	34	3.577	1:20.884	34	4.192	1:20.584	34	4.721	1:20.610
3	2.567	1:54.082	3	3.119	1:20.233	3	4.176	1:21.195	3	4.794	1:20.587	3	5.212	1:20.499
11	3.432	1:54.086	11	5.005	1:21.254	11	5.803	1:20.936	11	6.752	1:20.918	11	7.656	1:20.985
42	4.314	1:53.582	42	5.443	1:20.810	42	6.461	1:21.156	42	7.132	1:20.640	42	8.364	1:21.313
8	4.816	1:53.482	8	6.208	1:21.073	8	7.614	1:21.544	8	8.698	1:21.053	8	9.826	1:21.209
44	5.421	1:52.315	44	6.715	1:20.975	44	8.004	1:21.427	44	9.318	1:21.283	44	10.224	1:20.987
9	6.725	1:52.333	9	8.982	1:21.938	9	9.402	1:20.558	9	10.291	1:20.858	9	11.187	1:20.977
14	7.567	1:52.012	14	9.725	1:21.839	14	10.788	1:21.201	14	11.833	1:21.014	14	12.613	1:20.861
32	9.495	1:48.573	32	13.064	1:23.250	32	16.276	1:23.350	32	21.594	1:25.287			

SEAT Cupra Championship

ROUND 7 - LAP CHART

Lap 11			Lap 12			Lap 13			Lap 14			Lap 15		
No	Behind	Laptime	No	Behind	Laptime	No	Behind	Laptime	No	Behind	Laptime	No	Behind	Laptime
1		1:20.078	1		1:20.067	1		1:20.310	1		1:20.245	1		1:20.327
7	0.520	1:19.995	7	0.233	1:19.780	7	0.506	1:20.583	7	0.404	1:20.143	7	0.319	1:20.242
25	3.537	1:20.842	25	3.699	1:20.229	25	4.607	1:21.218	25	5.298	1:20.936	25	5.848	1:20.877
2	5.161	1:20.983	2	5.782	1:20.688	2	6.456	1:20.984	2	7.148	1:20.937	2	8.687	1:21.866
34	5.576	1:20.933	34	6.300	1:20.791	34	7.071	1:21.081	34	7.761	1:20.935	34	8.954	1:21.520
3	5.747	1:20.613	3	6.900	1:21.220	3	7.595	1:21.005	3	8.464	1:21.114	3	9.132	1:20.995
11	9.039	1:21.461	42	11.189	1:22.162	42	12.512	1:21.633	42	16.061	1:23.794	42	17.889	1:22.155
42	9.094	1:20.808	11	11.778	1:22.806	11	13.013	1:21.545	11	16.538	1:23.770	8	18.702	1:22.472
8	10.746	1:20.998	8	12.724	1:22.045	8	14.080	1:21.666	8	16.557	1:22.722	11	19.488	1:23.277
44	11.347	1:21.201	44	12.963	1:21.683	44	14.319	1:21.666	44	16.675	1:22.601	9	20.034	1:23.552
9	12.490	1:21.381	9	14.002	1:21.579	9	15.397	1:21.705	9	16.809	1:21.657	44	20.089	1:23.741
14	14.136	1:21.601	14	15.130	1:21.061	14	16.607	1:21.787	14	18.610	1:22.248	14	20.293	1:22.010

SEAT Cupra Championship

ROUND 7 - POSITION CHART

No	Name	Laps															
		Pos	1	2	3	4	5	6	7	8	9	10	11	12	13	14	15
1	ADAM	1	1	1	1	1	1	1	1	1	1	1	1	1	1	1	1
7	WELCH	2	7	7	7	7	7	7	7	7	7	7	7	7	7	7	7
25	LAWSON	3	25	25	25	25	25	25	25	25	25	25	25	25	25	25	25
2	BREEZE	4	2	2	2	2	2	2	2	2	2	2	2	2	2	2	2
34	BYFORD	5	34	34	34	34	34	34	34	34	34	34	34	34	34	34	34
3	HERRON	6	3	3	3	3	3	3	3	3	3	3	3	3	3	3	3
11	GUMBLEY	7	11	11	11	11	11	11	11	11	11	11	11	42	42	42	42
42	GREEN	8	42	42	42	42	42	42	42	42	42	42	42	11	11	11	8
8	APPLEBY	9	8	8	8	8	8	8	8	8	8	8	8	8	8	8	11
44	NORDSTROM	10	44	44	44	44	44	44	44	44	44	44	44	44	44	44	9
9	ACKERS	11	9	9	9	9	9	9	9	9	9	9	9	9	9	9	44
32	ROWBOTTOM	12	32	32	32	14	14	14	14	14	14	14	14	14	14	14	14
14	NYE	13	14	14	14	32	32	32	32	32	32	32	32	32	32	32	32

SEAT Cupra Championship

ROUND 8 - CLASSIFICATION - AMENDED

POS	NO	CL	NAME	NAT	ENTRY	LAPS	TIME	GAP	DIFF	MPH	BEST	ON
1	1		Jonathan ADAM		Total Control Racing	12	16:08.799			105.05	1:19.307	2
2	3		Andrew HERRON		Brian Herron Plant / JHR	12	16:14.360	5.561	5.561	104.45	1:19.618	2
3	34		Martin BYFORD		AB Glass / Z Speed Racing	12	16:19.310	10.511	4.950	103.92	1:19.782	4
4	25		Robert LAWSON		Bardon / JHR	12	16:20.159	11.360	0.849	103.83	1:19.567	8
5	44		Freddy NORDSTROM		PlumberTraining.com / Advent Motorsport	12	16:20.942	12.143	0.783	103.75	1:20.190	4
6	11		Jeremy GUMBLEY		JeremyGumbley.com / Welch Motorsport	12	16:21.155	12.356	0.213	103.73	1:20.528	7
7	7		Daniel WELCH		Marriott / Welch Motorsport	12	16:32.197	23.398	11.042	102.57	1:19.401	5
8	9		Jamie ACKERS		Total Control Racing	12	16:32.794	23.995	0.597	102.51	1:21.074	3
9	32		Daniel ROWBOTTOM		DRM M-sport	12	16:33.461	24.662	0.667	102.44	1:20.884	6
10	42		David GREEN		Daniels Motorsport	12	16:35.607	26.808	2.146	102.22	1:20.732	4
11	8		James APPLEBY		Hardinge Machine Tools	12	16:36.693	27.894	1.086	102.11	1:20.894	5
12	14		David NYE		DW Nye Limited / Daniels Motorsport	12	16:37.439	28.640	0.746	102.04	1:20.772	10
13	2		Carl BREEZE		Blue Chip / Welch Motorsport	12	16:40.471	31.672	3.032	101.73	1:20.544	5

FASTEST LAP

1	Jonathan ADAM	Total Control Racing	2	1:19.307	106.94 mph	172.11 kph
---	----------------------	----------------------	---	----------	------------	------------

Car 25 - 8 Second penalty - gaining unfair advantage C (d) 13

Weather / Track : Sunny / Dry

These results are provisional until the conclusion of any judicial and technical matters.

Thruxton

Circuit Length = 2.3560 miles

Start: 17:33 End: 17:50

Clerk of Course :

Timekeeper :

SEAT Cupra Championship

ROUND 8 - SECTOR ANALYSIS

1	Jonathan ADAM										Total Control Racing				
1-		128.1		31.003	99.4	1:27.094	7-	48.648	127.1		31.382	99.4	1:20.030		
2-	48.345	129.1		30.962	99.1	1:19.307	8-	49.063	126.1		31.488	99.6	1:20.551		
3-	48.641	128.1		31.034	99.1	1:19.675	9-	48.961	125.7		31.511	99.3	1:20.472		
4-	48.559	127.8		31.240	99.1	1:19.799	10-	49.323	126.6		31.404	99.7	1:20.727		
5-	48.389	128.3		31.026	99.7	1:19.415	11-	49.141	126.6		31.342	99.9	1:20.483		
6-	48.632	127.6		31.109	99.9	1:19.741	12-	49.612	125.9		31.893	99.1	1:21.505		
2	Carl BREEZE										Blue Chip / Welch Motorsport				
1-		128.3		31.317	97.8	1:33.419	7-	49.841	125.9		31.278	99.0	1:21.119		
2-	49.179	126.6		31.468	98.8	1:20.647	8-	49.330	127.1		46.194	93.5	1:35.524		
3-	48.898	127.3		31.821	96.8	1:20.719	9-	50.459	126.1		31.710	99.0	1:22.169		
4-	49.482	126.1		31.739	98.7	1:21.221	10-	49.375	127.1		31.614	98.4	1:20.989		
5-	49.159	127.3		31.385	98.7	1:20.544	11-	49.664	125.4		31.679	98.4	1:21.343		
6-	49.560	127.1		31.856	97.7	1:21.416	12-	49.656	126.4		31.705	99.0	1:21.361		
3	Andrew HERRON										Brian Herron Plant / JHR				
1-		129.3		31.247	99.1	1:27.665	7-	49.400	127.3		31.420	98.0	1:20.820		
2-	48.518	128.3		31.100	99.6	1:19.618	8-	49.104	126.4		32.709	91.3	1:21.813		
3-	48.376	129.1		31.250	99.0	1:19.626	9-	49.981	126.6		31.369	97.8	1:21.350		
4-	48.633	128.6		31.260	98.8	1:19.893	10-	48.990	127.1		31.328	99.6	1:20.318		
5-	48.837	128.6		31.322	99.1	1:20.159	11-	49.735	126.1		31.298	99.9	1:21.033		
6-	49.069	128.1		31.424	99.0	1:20.493	12-	50.039	125.9		31.533	97.3	1:21.572		
7	Daniel WELCH										Marriott / Welch Motorsport				
1-		128.3		31.624	99.1	1:31.318	7-	48.602	128.1		30.971	98.3	1:19.573		
2-	48.842	129.1		30.962	99.7	1:19.804	8-	48.948	127.1		31.241	97.7	1:20.189		
3-	48.983	127.8		31.407	97.8	1:20.390	9-	49.486	126.9		31.119	96.3	1:20.605		
4-	48.352	128.3		31.199	98.4	1:19.551	10-	49.215	126.6		31.107	98.1	1:20.322		
5-	48.302	128.3		31.099	97.8	1:19.401	11-	50.162	126.9		31.351	97.0	1:21.513		
6-	48.546	127.6		31.134	99.4	1:19.680	12-	57.938	109.7		41.913	67.0	1:39.851		
8	James APPLEBY										Hardinge Machine Tools				
1-		128.6		32.072	99.0	1:31.145	7-	49.217	127.3		31.710	97.3	1:20.927		
2-	49.475	128.3		31.707	99.0	1:21.182	8-	49.309	125.7		37.698	92.6	1:27.007		
3-	49.341	127.8		32.135	96.3	1:21.476	9-	52.040	126.4		32.094	97.4	1:24.134		
4-	49.558	127.1		32.132	98.1	1:21.690	10-	49.366	127.1		31.934	98.7	1:21.300		
5-	48.961	127.8		31.933	98.1	1:20.894	11-	49.632	126.9		32.355	97.1	1:21.987		
6-	49.348	127.6		32.114	97.1	1:21.462	12-	51.400	126.6		32.089	98.3	1:23.489		
9	Jamie ACKERS										Total Control Racing				
1-		127.6		32.033	99.7	1:31.596	7-	49.578	127.6		31.773	97.5	1:21.351		
2-	49.622	128.8		31.698	98.7	1:21.320	8-	50.060	126.6		31.876	97.8	1:21.936		
3-	49.446	128.1		31.628	97.3	1:21.074	9-	50.098	125.7		32.459	97.3	1:22.557		
4-	50.064	126.9		32.365	97.1	1:22.429	10-	50.053	126.4		32.117	97.5	1:22.170		
5-	50.272	126.9		32.068	97.7	1:22.340	11-	49.944	125.7		31.960	97.8	1:21.904		
6-	49.779	127.8		31.889	98.3	1:21.668	12-	50.378	126.1		32.071	97.0	1:22.449		
11	Jeremy GUMBLEY										JeremyGumbley.com / Welch Motorsport				
1-		127.6		31.713	98.3	1:29.650	7-	49.157	126.6		31.371	98.5	1:20.528		
2-	49.291	127.6		31.466	99.3	1:20.757	8-	49.290	126.9		31.864	98.3	1:21.154		
3-	51.029	127.1		31.242	97.3	1:22.271	9-	49.285	126.1		31.685	97.3	1:20.970		
4-	49.584	127.3		31.413	98.3	1:20.997	10-	49.254	126.4		31.541	99.0	1:20.795		
5-	49.436	128.3		31.508	97.8	1:20.944	11-	49.118	126.4		31.554	98.5	1:20.672		
6-	49.413	127.8		31.693	97.4	1:21.106	12-	49.810	123.4		31.501	97.0	1:21.311		
14	David NYE										DW Nye Limited / Daniels Motorsport				
1-		127.6		32.546	96.3	1:32.940	7-	49.399	125.9		32.340	91.8	1:21.739		
2-	49.634	115.5		32.997	97.8	1:22.631	8-	49.535	127.8		32.222	97.5	1:21.757		
3-	50.889	124.3		32.582	96.1	1:23.471	9-	50.086	127.6		31.949	98.0	1:22.035		
4-	50.417	127.8		32.107	98.1	1:22.524	10-	49.140	125.9		31.632	98.7	1:20.772		
5-	49.311	128.8		31.831	98.8	1:21.142	11-	49.520	126.4		33.703	93.3	1:23.223		
6-	49.172	124.3		31.655	98.7	1:20.827	12-	52.101	127.6		32.277	90.0	1:24.378		

Thruxton
Circuit Length = 2.3560 miles
Start: 17:33 End: 17:50

Weather / Track : Sunny / Dry

SEAT Cupra Championship

ROUND 8 - SECTOR ANALYSIS

25	Robert LAWSON				Bardon / JHR						
1-		125.2	31.165	99.1	1:28.344	7-	49.617	125.2	31.095	98.0	1:20.712
2-	48.765	128.8	31.089	99.3	1:19.854	8-	49.233	126.9	30.334	97.8	1:19.567
3-	48.833	127.6	31.253	98.3	1:20.086	9-	49.547	125.9	31.414	95.3	1:20.961
4-	48.668	127.6	31.399	98.5	1:20.067	10-	49.287	125.2	31.778	97.1	1:21.065
5-	48.630	126.9	31.024	98.7	1:19.654	11-	49.229	126.4	31.405	96.1	1:20.634
6-	48.929	125.9	31.281	97.8	1:20.210	12-	49.552	125.9	31.453	98.0	1:21.005
32	Daniel ROWBOTTOM				DRM M-sport						
1-		125.7	32.630	95.1	1:33.339	7-	48.934	127.3	32.028	97.5	1:20.962
2-	50.096	128.3	32.250	98.4	1:22.346	8-	49.581	124.5	32.368	98.4	1:21.949
3-	50.444	125.4	32.988	99.3	1:23.432	9-	49.868	127.6	32.252	98.0	1:22.120
4-	49.567	126.9	31.720	98.5	1:21.287	10-	49.190	127.1	32.125	98.1	1:21.315
5-	49.630	126.4	32.139	98.1	1:21.769	11-	50.496	124.0	32.085	98.4	1:22.581
6-	48.873	127.8	32.011	97.8	1:20.884	12-	49.439	125.2	32.038	98.1	1:21.477
34	Martin BYFORD				AB Glass / Z Speed Racing						
1-		128.3	31.158	98.8	1:28.060	7-	49.487	126.9	31.367	97.7	1:20.854
2-	48.410	129.1	31.423	97.5	1:19.833	8-	48.959	127.1	32.092	94.8	1:21.051
3-	48.527	129.1	31.268	97.7	1:19.795	9-	49.141	127.3	31.299	96.8	1:20.440
4-	48.469	128.6	31.313	97.3	1:19.782	10-	48.902	127.3	31.802	94.8	1:20.704
5-	48.541	127.8	31.309	98.5	1:19.850	11-	49.639	128.1	31.191	98.5	1:20.830
6-	49.081	127.1	31.411	97.4	1:20.492	12-	53.905	122.7	33.714	94.3	1:27.619
42	David GREEN				Daniels Motorsport						
1-		125.9	32.147	98.4	1:39.283	7-	49.404	126.6	31.975	96.6	1:21.379
2-	49.351	121.8	31.997	99.3	1:21.348	8-	49.695	127.6	31.840	98.4	1:21.535
3-	49.608	128.3	31.719	96.7	1:21.327	9-	50.913	126.9	31.671	97.5	1:22.584
4-	49.294	127.3	31.438	98.3	1:20.732	10-	49.951	123.8	31.695	97.0	1:21.646
5-	49.009	128.1	31.761	97.1	1:20.770	11-	49.675	125.2	31.946	98.5	1:21.621
6-	49.369	127.3	31.889	97.3	1:21.258	12-	50.412	125.7	31.712	97.7	1:22.124
44	Freddy NORDSTROM				PlumberTraining.com / Advent Motorsport						
1-		128.8	31.595	99.1	1:29.909	7-	49.564	125.0	31.960	98.5	1:21.524
2-	49.296	126.9	31.523	99.3	1:20.819	8-	49.298	127.6	31.932	98.1	1:21.230
3-	50.182	129.1	31.260	99.0	1:21.442	9-	49.091	128.1	31.893	98.1	1:20.984
4-	48.771	128.3	31.419	98.7	1:20.190	10-	49.128	128.6	31.880	97.8	1:21.008
5-	48.900	128.8	31.667	98.4	1:20.567	11-	48.968	128.6	31.677	97.7	1:20.645
6-	49.098	128.8	31.722	98.3	1:20.820	12-	50.161	123.8	31.643	98.5	1:21.804

SEAT Cupra Championship

ROUND 8 - SPEED TRAPS

SECTOR 1				SECTOR 2			FINISH LINE			
POS	NO	NAME	MPH	NO	NAME	MPH	NO	NAME	MPH	
1	3	Andrew HERRON	129.3				1	Jonathan ADAM	99.9	
2	1	Jonathan ADAM	129.1				3	Andrew HERRON	99.9	
3	7	Daniel WELCH	129.1				7	Daniel WELCH	99.7	
4	34	Martin BYFORD	129.1				9	Jamie ACKERS	99.7	
5	44	Freddy NORDSTROM	129.1				11	Jeremy GUMBLEY	99.3	
6	9	Jamie ACKERS	128.8				25	Robert LAWSON	99.3	
7	14	David NYE	128.8				32	Daniel ROWBOTTOM	99.3	
8	25	Robert LAWSON	128.8				42	David GREEN	99.3	
9	8	James APPLEBY	128.6				44	Freddy NORDSTROM	99.3	
10	2	Carl BREEZE	128.3				2	Carl BREEZE	99.0	
11	11	Jeremy GUMBLEY	128.3				8	James APPLEBY	99.0	
12	32	Daniel ROWBOTTOM	128.3				14	David NYE	98.8	
13	42	David GREEN	128.3				34	Martin BYFORD	98.8	

Weather / Track : Sunny / Dry

www.tsl-timing.com

Thruxton
 Circuit Length = 2.3560 miles
 Start: 17:33 End: 17:50

Printed - 17:51 Sunday, 18 May 2008

SEAT Cupra Championship

ROUND 8 - BEST SECTORS

SECTOR 1			SECTOR 2			IDEAL / BEST COMPARISON						
POS	NO	NAME	TIME	NO	NAME	TIME	POS	NO	NAME	IDEAL	BEST	DIFF
1	7	WELCH	48.302	25	LAWSON	30.334	1	25	LAWSON	1:18.964	1:19.567	0.603
2	1	ADAM	48.345	1	ADAM	30.962	2	7	WELCH	1:19.264	1:19.401	0.137
3	3	HERRON	48.376	7	WELCH	30.962	3	1	ADAM	1:19.307	1:19.307	0.000
4	34	BYFORD	48.410	3	HERRON	31.100	4	3	HERRON	1:19.476	1:19.618	0.142
5	25	LAWSON	48.630	34	BYFORD	31.158	5	34	BYFORD	1:19.568	1:19.782	0.214
6	44	NORDSTROM	48.771	11	GUMBLEY	31.242	6	44	NORDSTROM	1:20.031	1:20.190	0.159
7	32	ROWBOTTOM	48.873	44	NORDSTROM	31.260	7	2	BREEZE	1:20.176	1:20.544	0.368
8	2	BREEZE	48.898	2	BREEZE	31.278	8	11	GUMBLEY	1:20.360	1:20.528	0.168
9	8	APPLEBY	48.961	42	GREEN	31.438	9	42	GREEN	1:20.447	1:20.732	0.285
10	42	GREEN	49.009	9	ACKERS	31.628	10	32	ROWBOTTOM	1:20.593	1:20.884	0.291
11	11	GUMBLEY	49.118	14	NYE	31.632	11	8	APPLEBY	1:20.668	1:20.894	0.226
12	14	NYE	49.140	8	APPLEBY	31.707	12	14	NYE	1:20.772	1:20.772	0.000
13	9	ACKERS	49.446	32	ROWBOTTOM	31.720	13	9	ACKERS	1:21.074	1:21.074	0.000
Perfect lap										1:18.636		

SEAT Cupra Champoionship

ROUND 8 - LAP CHART

Lap 1			Lap 2			Lap 3			Lap 4			Lap 5		
No	Behind	Laptime	No	Behind	Laptime	No	Behind	Laptime	No	Behind	Laptime	No	Behind	Laptime
1		1:27.094	1		1:19.307	1		1:19.675	1		1:19.799	1		1:19.415
3	0.571	1:27.665	3	0.882	1:19.618	3	0.833	1:19.626	3	0.927	1:19.893	3	1.671	1:20.159
34	0.966	1:28.060	34	1.492	1:19.833	34	1.612	1:19.795	34	1.595	1:19.782	34	2.030	1:19.850
25	1.250	1:28.344	25	1.797	1:19.854	25	2.208	1:20.086	25	2.476	1:20.067	25	2.715	1:19.654
11	2.556	1:29.650	11	4.006	1:20.757	7	5.436	1:20.390	7	5.188	1:19.551	7	5.174	1:19.401
44	2.815	1:29.909	44	4.327	1:20.819	44	6.094	1:21.442	44	6.485	1:20.190	44	7.637	1:20.567
8	4.051	1:31.145	7	4.721	1:19.804	11	6.602	1:22.271	11	7.800	1:20.997	11	9.329	1:20.944
7	4.224	1:31.318	8	5.926	1:21.182	8	7.727	1:21.476	8	9.618	1:21.690	8	11.097	1:20.894
9	4.502	1:31.596	9	6.515	1:21.320	9	7.914	1:21.074	2	10.131	1:21.221	2	11.260	1:20.544
14	5.846	1:32.940	2	7.665	1:20.647	2	8.709	1:20.719	9	10.544	1:22.429	9	13.469	1:22.340
32	6.245	1:33.339	14	9.170	1:22.631	14	12.966	1:23.471	32	14.529	1:21.287	32	16.883	1:21.769
2	6.325	1:33.419	32	9.284	1:22.346	32	13.041	1:23.432	14	15.691	1:22.524	14	17.418	1:21.142
42	12.189	1:39.283	42	14.230	1:21.348	42	15.882	1:21.327	42	16.815	1:20.732	42	18.170	1:20.770

SEAT Cupra Championship

ROUND 8 - LAP CHART

Lap 6			Lap 7			Lap 8			Lap 9			Lap 10		
No	Behind	Laptime	No	Behind	Laptime	No	Behind	Laptime	No	Behind	Laptime	No	Behind	Laptime
1		1:19.741	1		1:20.030	1		1:20.551	1		1:20.472	1		1:20.727
3	2.423	1:20.493	3	3.213	1:20.820	25	2.882	1:19.567	25	3.371	1:20.961	25	3.709	1:21.065
34	2.781	1:20.492	34	3.605	1:20.854	34	4.105	1:21.051	34	4.073	1:20.440	7	4.022	1:20.322
25	3.184	1:20.210	25	3.866	1:20.712	7	4.294	1:20.189	7	4.427	1:20.605	34	4.050	1:20.704
7	5.113	1:19.680	7	4.656	1:19.573	3	4.475	1:21.813	3	5.353	1:21.350	3	4.944	1:20.318
44	8.716	1:20.820	44	10.210	1:21.524	44	10.889	1:21.230	44	11.401	1:20.984	44	11.682	1:21.008
11	10.694	1:21.106	11	11.192	1:20.528	11	11.795	1:21.154	11	12.293	1:20.970	11	12.361	1:20.795
8	12.818	1:21.462	8	13.715	1:20.927	9	18.102	1:21.936	9	20.187	1:22.557	9	21.630	1:22.170
2	12.935	1:21.416	2	14.024	1:21.119	8	20.171	1:27.007	32	22.004	1:22.120	32	22.592	1:21.315
9	15.396	1:21.668	9	16.717	1:21.351	32	20.356	1:21.949	14	22.982	1:22.035	14	23.027	1:20.772
32	18.026	1:20.884	32	18.958	1:20.962	14	21.419	1:21.757	8	23.833	1:24.134	8	24.406	1:21.300
14	18.504	1:20.827	14	20.213	1:21.739	42	22.020	1:21.535	42	24.132	1:22.584	42	25.051	1:21.646
42	19.687	1:21.258	42	21.036	1:21.379	2	28.997	1:35.524	2	30.694	1:22.169	2	30.956	1:20.989

SEAT Cupra Championship

ROUND 8 - LAP CHART

Lap 11			Lap 12		
No	Behind	Laptime	No	Behind	Laptime
1		1:20.483	1		1:21.505
25	3.860	1:20.634	25	3.360	1:21.005
34	4.397	1:20.830	3	5.561	1:21.572
7	5.052	1:21.513	34	10.511	1:27.619
3	5.494	1:21.033	44	12.143	1:21.804
44	11.844	1:20.645	11	12.356	1:21.311
11	12.550	1:20.672	7	23.398	1:39.851
9	23.051	1:21.904	9	23.995	1:22.449
32	24.690	1:22.581	32	24.662	1:21.477
14	25.767	1:23.223	42	26.808	1:22.124
8	25.910	1:21.987	8	27.894	1:23.489
42	26.189	1:21.621	14	28.640	1:24.378
2	31.816	1:21.343	2	31.672	1:21.361

SEAT Cupra Championship

ROUND 8 - POSITION CHART

No	Name	Laps Pos	1	2	3	4	5	6	7	8	9	10	11	12
			1	ADAM	1	1	1	1	1	1	1	1	1	1
3	HERRON	2	3	3	3	3	3	3	3	25	25	25	25	25
34	BYFORD	3	34	34	34	34	34	34	34	34	34	7	34	3
25	LAWSON	4	25	25	25	25	25	25	25	7	7	34	7	34
11	GUMBLEY	5	11	11	7	7	7	7	7	3	3	3	3	44
44	NORDSTROM	6	44	44	44	44	44	44	44	44	44	44	44	11
8	APPLEBY	7	8	7	11	11	11	11	11	11	11	11	11	7
7	WELCH	8	7	8	8	8	8	8	8	9	9	9	9	9
9	ACKERS	9	9	9	9	2	2	2	2	8	32	32	32	32
14	NYE	10	14	2	2	9	9	9	9	32	14	14	14	42
32	ROWBOTTOM	11	32	14	14	32	32	32	32	14	8	8	8	8
2	BREEZE	12	2	32	32	14	14	14	14	42	42	42	42	14
42	GREEN	13	42	42	42	42	42	42	42	2	2	2	2	2