



FORMULA RENAULT UK CHAMPIONSHIP

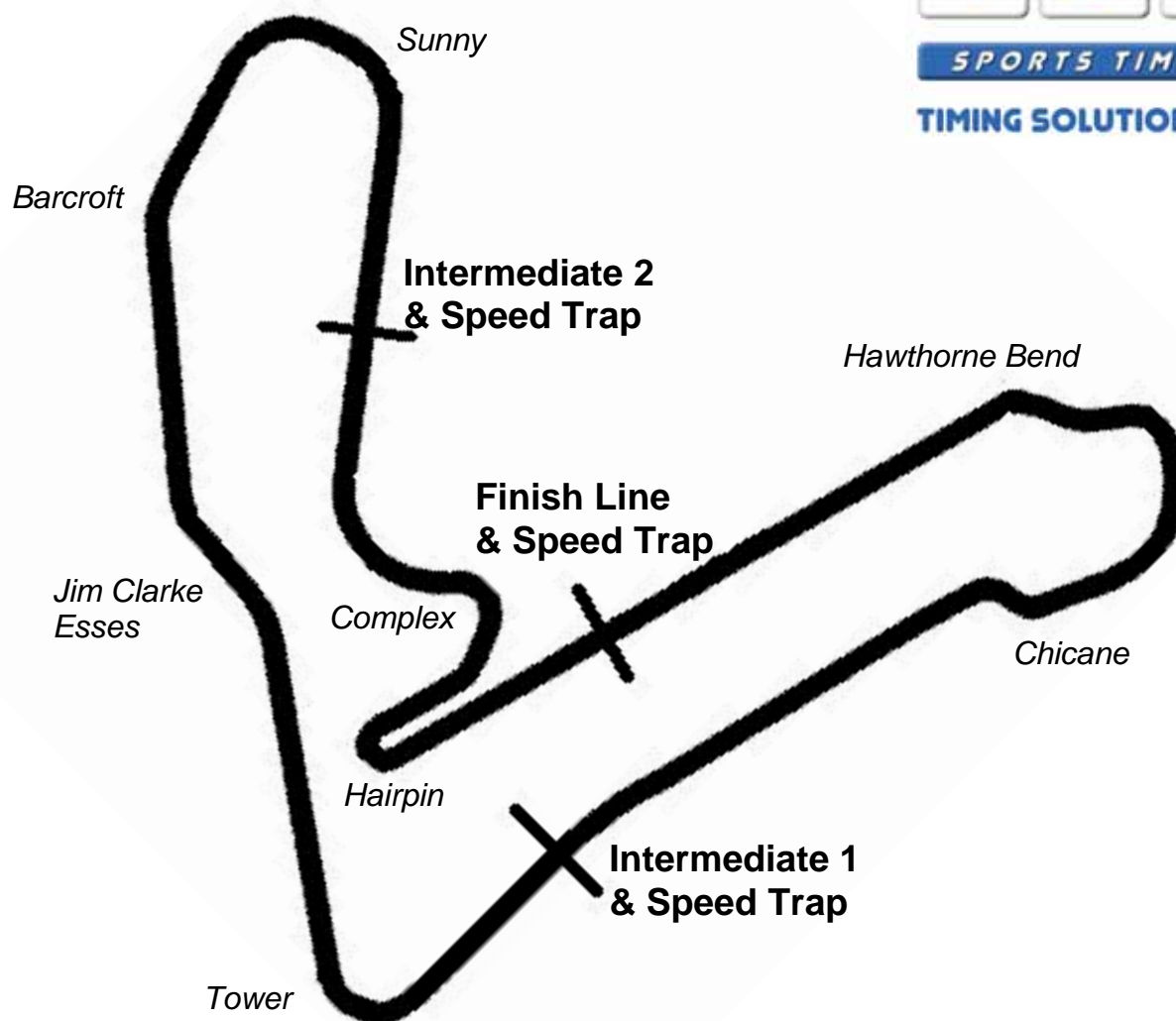
Round 9
Croft

31st May / 1st June 2008



Results Provided by Timing Solutions Ltd
www.tsl-timing.com

CROFT



Circuit Length:	2.1250 miles / 3419.9 metres
Intermediate 1:	1088 metres
Intermediate 2:	2562 metres
Pit In:	3280 metres
Pit Out:	126 metres after Finish Line

Formula Renault UK with Michelin

QUALIFYING - ROUND 9 - CLASSIFICATION

POS	NO	CL	NAME	NAT	ENTRY	TIME	ON	LAPS	GAP	DIFF	MPH
1	5		Adam CHRISTODOULOU	GBR	CR Scuderia Formula Renault	1:17.497	3	4			98.71
2	22		Alexander SIMS	GBR	Manor Competition	1:17.664	3	5	0.167	0.167	98.49
3	8		Riki CHRISTODOULOU	GBR	Fortec Motorsport	1:17.665	3	6	0.168	0.001	98.49
4	13		Jordan OAKES	GBR	Eurotek Motorsport	1:17.701	3	8	0.204	0.036	98.45
5	2	G	James CALADO	GBR	Fortec Motorsport	1:17.718	3	6	0.221	0.017	98.43
6	7	G	Dean STONEMAN	GBR	Alpine Motorsport	1:17.820	4	8	0.323	0.102	98.30
7	9	G	Oli WEBB	GBR	Fortec Motorsport	1:17.914	3	7	0.417	0.094	98.18
8	35		Kris LOANE	GBR	Manor Competition	1:17.997	4	8	0.500	0.083	98.07
9	1		Adriano BUZAID	BRA	Fortec Motorsport	1:18.040	3	5	0.543	0.043	98.02
10	23		Ryuji YAMAMOTO	JPN	CR Scuderia Formula Renault	1:18.106	6	9	0.609	0.066	97.94
11	24	G	Henry SURTEES	GBR	Manor Competition	1:18.190	3	7	0.693	0.084	97.83
12	20		Kieren CLARK	GBR	Apotex Scorpio Motorsport	1:18.323	3	8	0.826	0.133	97.67
13	25		Thomas HYLKEMA	NED	Mark Burdett Motorsport	1:18.399	5	9	0.902	0.076	97.57
14	38	G	Joshua SCOTT	AUS	Apotex Scorpio Motorsport	1:18.423	2	8	0.926	0.024	97.54
15	16	G	Tom ARMOUR	GBR	Manor Competition	1:18.434	5	9	0.937	0.011	97.53
16	3	G	ROSSI	GBR	Worswick Engineering	1:18.439	6	10	0.942	0.005	97.52
17	43	G	Scott JENKINS	GBR	CR Scuderia Formula Renault	1:18.481	4	9	0.984	0.042	97.47
18	6		Sten PENTUS	EST	CR Scuderia Formula Renault	1:18.484	6	9	0.987	0.003	97.47
19	26		Fredrik BLOMSTEDT	GBR	Mark Burdett Motorsport	1:18.566	4	8	1.069	0.082	97.36
20	33	G	Tom MUN	KOR	Apotex Scorpio Motorsport	1:19.256	4	9	1.759	0.690	96.52

Weather / Track : Sunny / Dry

These results are provisional until the conclusion of any judicial and technical matters.

Croft
Circuit Length = 2.1250 miles
Start: 14:12 End: 14:33

Clerk of Course :

Timekeeper :

Formula Renault UK with Michelin

QUALIFYING - ROUND 9 - SECTOR ANALYSIS

1	Adriano BUZAI				Fortec Motorsport											
1 -	Out	63.5	43.757	65.8	28.122	105.8	1:45.891	4 -	26.146	101.7	33.658	110.0	In	3:20.952 P		
2 -		24.110	125.7	31.837	113.9	22.210	106.1	1:18.157	5 -	Out	127.1	31.882	113.9	22.401	107.2	1:18.616
3 -		23.969	125.4	31.804	114.1	22.267	106.8	1:18.040								
2	James CALADO				Fortec Motorsport											
1 -	Out	72.4	41.393	86.3	23.732	106.5	1:40.488	4 -	23.950	126.1	31.702	113.9	22.199	106.8	1:17.851	
2 -		24.245	123.6	31.618	114.5	21.957	106.5	1:17.820	5 -	27.060	81.7	40.624	110.9	23.211	107.3	1:30.895
3 -		23.909	126.4	31.688	113.6	22.121	107.2	1:17.718	6 -	24.028	127.3	31.760	114.5	22.036	106.3	1:17.824
3	ROSSI				Worswick Engineering											
1 -	Out	80.5	35.450	80.8	25.910	104.3	1:32.863	6 -	24.075	125.9	31.985	113.2	22.379	107.3	1:18.439	
2 -		26.166	117.1	33.104	111.7	22.688	106.5	1:21.958	7 -	24.163	125.4	34.526	106.0	23.424	106.7	1:22.113
3 -		24.273	125.4	32.212	113.2	22.400	106.1	1:18.885	8 -	24.175	125.2	32.208	113.0	22.586	106.7	1:18.969
4 -		24.264	125.2	31.976	113.4	22.513	107.0	1:18.753	9 -	24.232	125.9	32.001	113.2	22.560	106.3	1:18.793
5 -		24.019	125.7	32.221	112.6	22.400	106.7	1:18.640	10 -	24.135	125.4	32.263	113.2	22.536	106.7	1:18.934
5	Adam CHRISTODOULOU				CR Scuderia Formula Renault											
1 -	Out	76.4	37.908	110.0	25.601	101.8	1:35.179	3 -	23.810	127.1	31.667	113.7	22.020	107.2	1:17.497	
2 -		25.959	116.7	32.041	113.9	22.038	106.8	1:20.038	4 -	23.849	126.9	31.972	113.9	21.949	107.0	1:17.770
6	Sten PENTUS				CR Scuderia Formula Renault											
1 -	Out	70.1	45.597	60.2	27.649	104.2	1:51.168	6 -	24.019	126.9	32.118	112.8	22.347	106.5	1:18.484	
2 -		26.935	120.7	34.463	46.6	26.906	105.1	1:28.304	7 -	24.178	126.4	32.453	112.0	22.512	106.7	1:19.143
3 -		24.354	125.0	32.165	113.0	22.257	105.6	1:18.776	8 -	26.597	113.4	33.421	112.4	22.891	105.6	1:22.909
4 -		24.136	126.4	32.572	112.4	22.376	105.8	1:19.084	9 -	24.192	126.9	32.093	113.0	22.286	106.5	1:18.571
5 -		24.168	125.7	32.300	113.2	22.319	106.5	1:18.787								
7	Dean STONEMAN				Alpine Motorsport											
1 -	Out	76.2	46.536	89.8	26.780	92.1	1:57.879	5 -	23.835	125.9	33.035	72.2	27.486	107.5	1:24.356	
2 -		26.963	122.5	34.123	109.5	23.539	107.3	1:24.625	6 -	23.969	126.1	31.993	113.6	22.264	107.2	1:18.226
3 -		24.196	125.9	31.547	113.9	22.160	107.7	1:17.903	7 -	23.969	126.9	32.046	113.4	22.567	107.2	1:18.582
4 -		23.924	126.4	31.778	113.2	22.118	107.3	1:17.820	8 -	39.239	66.1	50.174	80.3	25.164	76.7	1:54.577
8	Riki CHRISTODOULOU				Fortec Motorsport											
1 -	Out	79.3	45.450	81.1	28.706	105.5	1:49.606	4 -	23.933	126.6	31.590	113.6	22.227	106.5	1:17.750	
2 -		24.528	125.2	31.822	114.1	21.900	107.2	1:18.250	5 -	30.377	91.2	39.758	79.1	28.033	106.5	1:38.168
3 -		23.857	126.9	31.726	114.1	22.082	107.0	1:17.665	6 -	24.097	125.7	31.670	114.5	22.100	106.8	1:17.867
9	Oli WEBB				Fortec Motorsport											
1 -	Out	104.5	36.101	105.7	23.368	106.5	1:30.568	5 -	24.050	125.4	31.942	113.4	22.217	107.0	1:18.209	
2 -		24.716	121.8	32.085	112.8	22.226	106.7	1:19.027	6 -	24.067	125.7	32.853	111.8	23.200	106.8	1:20.120
3 -		24.086	125.2	31.747	114.3	22.081	107.5	1:17.914	7 -	24.213	126.9	31.929	114.1	22.502	106.7	1:18.644
4 -		24.081	125.7	31.946	113.6	22.257	107.2	1:18.284								
13	Jordan OAKES				Eurotek Motorsport											
1 -	Out	82.0	44.909	89.1	24.858	104.5	1:46.596	5 -	23.918	126.9	31.962	113.6	22.406	107.3	1:18.286	
2 -		25.058	124.3	32.746	113.2	22.428	106.3	1:20.232	6 -	23.827	126.9	31.851	114.1	22.409	106.8	1:18.087
3 -		23.922	126.4	31.619	114.5	22.160	106.5	1:17.701	7 -	25.704	124.3	32.374	113.0	23.084	107.0	1:21.162
4 -		23.868	126.4	31.639	114.3	22.396	106.7	1:17.903	8 -	24.126	126.4	33.183	110.9	23.343	105.6	1:20.652
16	Tom ARMOUR				Manor Competition											
1 -	Out	115.7	35.828	109.3	23.143	105.3	1:27.743	6 -	24.154	124.5	32.116	111.5	22.436	106.5	1:18.706	
2 -		24.646	123.8	32.509	111.8	22.387	105.6	1:19.542	7 -	31.680	75.1	45.553	80.7	26.115	105.3	1:43.348
3 -		24.219	124.3	32.520	112.2	22.186	106.0	1:18.925	8 -	24.323	124.5	32.085	112.2	22.535	105.8	1:18.943
4 -		24.192	124.5	32.071	113.2	22.378	105.8	1:18.641	9 -	24.111	125.9	32.067	112.8	22.637	106.1	1:18.815
5 -		24.137	124.7	32.039	112.8	22.258	106.1	1:18.434								
20	Kieren CLARK				Apotex Scorpio Motorsport											
1 -	Out	116.5	33.954	82.7	24.542	105.1	1:25.420	5 -	24.152	124.7	32.201	112.4	In	3:19.075 P		
2 -		24.824	124.3	34.609	109.5	22.574	105.3	1:22.007	6 -	Out	121.8	32.767	112.2	22.803	105.5	1:20.689
3 -		24.138	125.0	32.040	113.6	22.145	106.1	1:18.323	7 -	24.274	125.4	32.271	113.2	22.374	106.0	1:18.919

Croft
Circuit Length = 2.1250 miles
Start: 14:12 End: 14:33

Weather / Track : Sunny / Dry

Formula Renault UK with Michelin

QUALIFYING - ROUND 9 - SECTOR ANALYSIS

4 -	24.150	124.7	32.045	113.2	22.257	106.1	1:18.452	8 -	24.089	125.4	32.283	111.5	22.528	106.5	1:18.900
22	Alexander SIMS				Manor Competition										
1 -	Out	99.6	38.259	103.7	23.723	102.2	1:34.207	4 -	23.871	126.4	31.727	113.9	22.078	107.3	1:17.676
2 -	25.413	122.5	32.203	113.4	22.568	107.3	1:20.184	5 -	26.162	99.6	38.652	91.3	In		4:21.405 P
3 -	24.032	125.7	31.572	114.5	22.060	107.3	1:17.664								
23	Ryuji YAMAMOTO				CR Scuderia Formula Renault										
1 -	Out	66.6	56.640	53.8	25.192	104.8	1:55.508	6 -	23.962	126.6	31.853	113.2	22.291	106.8	1:18.106
2 -	25.842	122.2	32.742	112.8	22.579	105.8	1:21.163	7 -	24.007	125.9	32.191	113.2	22.362	107.3	1:18.560
3 -	24.074	126.1	32.231	113.2	22.342	106.1	1:18.647	8 -	24.276	126.4	32.190	112.6	23.198	106.3	1:19.664
4 -	24.091	125.9	32.049	113.6	22.273	106.0	1:18.413	9 -	24.106	126.9	32.216	112.0	22.616	106.8	1:18.938
5 -	24.017	126.1	32.018	112.8	22.263	106.7	1:18.298								
24	Henry SURTEES				Manor Competition										
1 -	Out	120.7	32.799	112.0	22.585	106.3	1:21.051	5 -	24.111	125.2	31.956	113.0	22.415	107.0	1:18.482
2 -	24.080	124.7	31.960	111.1	23.223	106.8	1:19.263	6 -	24.140	125.0	33.037	111.1	23.471	106.7	1:20.648
3 -	24.077	125.9	31.922	113.2	22.191	106.8	1:18.190	7 -	24.206	125.9	32.197	113.2	22.519	106.7	1:18.922
4 -	23.976	125.4	31.986	112.8	22.326	107.2	1:18.288								
25	Thomas HYLKEMA				Mark Burdett Motorsport										
1 -	Out	114.3	35.523	106.9	24.663	103.0	1:29.115	6 -	24.147	125.9	37.542	79.3	26.101	107.2	1:27.790
2 -	28.061	118.6	35.999	110.0	22.996	106.8	1:27.056	7 -	24.121	125.9	32.012	113.4	22.709	106.8	1:18.842
3 -	24.288	125.7	31.915	113.0	22.447	107.0	1:18.650	8 -	28.230	98.5	38.673	108.2	22.930	106.3	1:29.833
4 -	24.038	125.9	32.207	111.8	22.523	107.0	1:18.768	9 -	24.489	126.1	35.627	108.9	22.936	96.2	1:23.052
5 -	24.026	125.9	31.916	113.0	22.457	107.2	1:18.399								
26	Fredrik BLOMSTEDT				Mark Burdett Motorsport										
1 -	Out	120.5	32.515	112.4	22.494	105.6	1:22.568	5 -	24.196	125.9	36.378	85.6	24.637	106.1	1:25.211
2 -	25.043	123.6	32.397	95.7	24.357	106.1	1:21.797	6 -	24.309	124.5	32.401	111.8	22.531	107.0	1:19.241
3 -	24.227	124.7	32.108	113.6	22.246	106.7	1:18.581	7 -	26.587	108.8	39.608	95.2	24.480	106.3	1:30.675
4 -	24.109	125.7	32.042	113.6	22.415	106.8	1:18.566	8 -	24.373	125.4	32.323	113.7	22.595	106.5	1:19.291
33	Tom MUN				Apotex Scorpio Motorsport										
1 -	Out	78.6	40.331	109.1	23.494	104.8	1:38.950	6 -	24.293	124.3	32.480	111.8	22.559	105.8	1:19.332
2 -	24.752	124.7	32.784	111.8	23.778	105.5	1:21.314	7 -	24.392	124.0	32.562	111.7	22.768	105.5	1:19.722
3 -	26.550	113.6	36.539	106.2	22.994	105.5	1:26.083	8 -	24.391	125.2	32.399	113.0	22.550	105.5	1:19.340
4 -	24.325	124.5	32.417	112.2	22.514	105.1	1:19.256	9 -	24.502	125.4	32.695	112.6	22.865	105.6	1:20.062
5 -	24.298	124.0	32.498	112.2	22.586	105.6	1:19.382								
35	Kris LOANE				Manor Competition										
1 -	Out	120.5	33.111	112.6	22.710	106.5	1:26.228	5 -	24.131	125.4	31.776	114.1	22.302	106.7	1:18.209
2 -	24.309	126.4	32.268	113.6	22.292	106.7	1:18.869	6 -	24.038	125.7	31.866	113.2	22.334	106.1	1:18.238
3 -	24.089	125.9	31.838	113.9	22.172	106.3	1:18.099	7 -	28.378	99.0	41.521	88.7	24.484	106.0	1:34.383
4 -	24.036	125.9	31.790	113.9	22.171	106.1	1:17.997	8 -	24.215	125.9	31.963	113.6	22.377	106.7	1:18.555
38	Joshua SCOTT				Apotex Scorpio Motorsport										
1 -	Out	120.1	33.007	111.7	22.633	106.5	1:22.141	5 -	24.302	124.7	32.261	112.4	22.471	106.3	1:19.034
2 -	24.398	125.2	31.941	113.6	22.084	106.1	1:18.423	6 -	24.212	125.7	32.217	113.2	22.386	106.0	1:18.815
3 -	24.304	125.4	32.132	113.2	22.088	106.0	1:18.524	7 -	24.234	126.4	44.356	94.5	23.892	105.8	1:32.482
4 -	24.258	125.2	38.683	92.1	23.132	106.1	1:26.073	8 -	24.381	125.7	32.224	113.2	22.411	106.5	1:19.016
43	Scott JENKINS				CR Scuderia Formula Renault										
1 -	Out	89.8	42.388	80.1	24.635	98.2	1:38.821	6 -	Out	124.5	32.135	113.2	22.331	106.3	1:17.557
2 -	27.852	94.3	37.883	112.8	23.073	105.8	1:28.808	7 -	24.047	125.4	32.050	113.7	22.718	105.8	1:18.815
3 -	24.228	124.0	32.088	112.8	22.359	106.1	1:18.675	8 -	24.108	125.4	32.049	112.8	22.876	106.3	1:19.033
4 -	24.164	125.2	31.987	113.4	22.330	106.0	1:18.481	9 -	24.218	125.9	32.282	112.8	22.780	106.1	1:19.280
5 -	24.219	120.1	34.321	110.7	In		2:40.486 P								

Croft
Circuit Length = 2.1250 miles
Start: 14:12 End: 14:33

Weather / Track : Sunny / Dry

Formula Renault UK with Michelin
QUALIFYING - ROUND 9 - SPEED TRAPS

SECTOR 1				SECTOR 2			FINISH LINE			
POS	NO	NAME	MPH	NO	NAME	MPH	NO	NAME	MPH	
1	1	Adriano BUZAID	127.6	2	James CALADO	114.5	7	Dean STONEMAN	107.7	
2	2	James CALADO	127.3	8	Riki CHRISTODOULOU	114.5	9	Oli WEBB	107.5	
3	5	Adam CHRISTODOULOU	127.1	13	Jordan OAKES	114.5	2	James CALADO	107.3	
4	6	Sten PENTUS	126.9	22	Alexander SIMS	114.5	3	ROSSI	107.3	
5	7	Dean STONEMAN	126.9	1	Adriano BUZAID	114.3	13	Jordan OAKES	107.3	
6	8	Riki CHRISTODOULOU	126.9	9	Oli WEBB	114.3	22	Alexander SIMS	107.3	
7	9	Oli WEBB	126.9	35	Kris LOANE	114.1	23	Ryuji YAMAMOTO	107.3	
8	13	Jordan OAKES	126.9	5	Adam CHRISTODOULOU	113.9	1	Adriano BUZAID	107.2	
9	23	Ryuji YAMAMOTO	126.9	7	Dean STONEMAN	113.9	5	Adam CHRISTODOULOU	107.2	
10	22	Alexander SIMS	126.4	26	Fredrik BLOMSTEDT	113.7	8	Riki CHRISTODOULOU	107.2	
11	35	Kris LOANE	126.4	43	Scott JENKINS	113.7	24	Henry SURTEES	107.2	
12	38	Joshua SCOTT	126.4	20	Kieren CLARK	113.6	25	Thomas HYLKEMA	107.2	
13	25	Thomas HYLKEMA	126.1	23	Ryuji YAMAMOTO	113.6	26	Fredrik BLOMSTEDT	107.0	
14	3	ROSSI	125.9	38	Joshua SCOTT	113.6	6	Sten PENTUS	106.7	
15	16	Tom ARMOUR	125.9	3	ROSSI	113.4	35	Kris LOANE	106.7	
16	24	Henry SURTEES	125.9	25	Thomas HYLKEMA	113.4	16	Tom ARMOUR	106.5	
17	26	Fredrik BLOMSTEDT	125.9	6	Sten PENTUS	113.2	20	Kieren CLARK	106.5	
18	43	Scott JENKINS	125.9	16	Tom ARMOUR	113.2	38	Joshua SCOTT	106.5	
19	33	Tom MUN	125.7	24	Henry SURTEES	113.2	43	Scott JENKINS	106.3	
20	20	Kieren CLARK	125.4	33	Tom MUN	113.0	33	Tom MUN	105.8	

Weather / Track : Sunny / Dry

www.tsl-timing.com

Croft
 Circuit Length = 2.1250 miles
 Start: 14:12 End: 14:33

Printed - 14.35 Saturday, 31 May 2008

Formula Renault UK with Michelin

QUALIFYING - ROUND 9 - BEST SECTOR TIMES

SECTOR 1			SECTOR 2			SECTOR 3			IDEAL / BEST COMPARISON						
POS	NO	NAME	TIME	NO	NAME	TIME	NO	NAME	TIME	POS	NO	NAME	IDEAL	BEST	DIFF
1	5	CHRISTODOULOU	23.810	7	STONEMAN	31.547	8	CHRISTODOULOU	21.900	1	8	CHRISTODOULOU	1:17.347	1:17.665	0.318
2	13	OAKES	23.827	22	SIMS	31.572	5	CHRISTODOULOU	21.949	2	5	CHRISTODOULOU	1:17.426	1:17.497	0.071
3	7	STONEMAN	23.835	8	CHRISTODOULOU	31.590	2	CALADO	21.957	3	2	CALADO	1:17.484	1:17.718	0.234
4	8	CHRISTODOULOU	23.857	2	CALADO	31.618	22	SIMS	22.060	4	7	STONEMAN	1:17.500	1:17.820	0.320
5	22	SIMS	23.871	13	OAKES	31.619	9	WEBB	22.081	5	22	SIMS	1:17.503	1:17.664	0.161
6	2	CALADO	23.909	5	CHRISTODOULOU	31.667	38	SCOTT	22.084	6	13	OAKES	1:17.606	1:17.701	0.095
7	23	YAMAMOTO	23.962	9	WEBB	31.747	7	STONEMAN	22.118	7	9	WEBB	1:17.878	1:17.914	0.036
8	1	BUZOID	23.969	35	LOANE	31.776	20	CLARK	22.145	8	1	BUZOID	1:17.983	1:18.040	0.057
9	24	SURTEES	23.976	1	BUZOID	31.804	13	OAKES	22.160	9	35	LOANE	1:17.983	1:17.997	0.014
10	3	ROSSI	24.019	23	YAMAMOTO	31.853	35	LOANE	22.171	10	23	YAMAMOTO	1:18.078	1:18.106	0.028
11	6	PENTUS	24.019	25	HYLKEMA	31.915	16	ARMOUR	22.186	11	24	SURTEES	1:18.089	1:18.190	0.101
12	25	HYLKEMA	24.026	24	SURTEES	31.922	24	SURTEES	22.191	12	38	SCOTT	1:18.237	1:18.423	0.186
13	35	LOANE	24.036	38	SCOTT	31.941	1	BUZOID	22.210	13	20	CLARK	1:18.274	1:18.323	0.049
14	43	JENKINS	24.047	3	ROSSI	31.976	26	BLOMSTEDT	22.246	14	16	ARMOUR	1:18.336	1:18.434	0.098
15	9	WEBB	24.050	43	JENKINS	31.987	6	PENTUS	22.257	15	43	JENKINS	1:18.364	1:18.481	0.117
16	20	CLARK	24.089	16	ARMOUR	32.039	23	YAMAMOTO	22.263	16	6	PENTUS	1:18.369	1:18.484	0.115
17	26	BLOMSTEDT	24.109	20	CLARK	32.040	43	JENKINS	22.330	17	3	ROSSI	1:18.374	1:18.439	0.065
18	16	ARMOUR	24.111	26	BLOMSTEDT	32.042	3	ROSSI	22.379	18	25	HYLKEMA	1:18.388	1:18.399	0.011
19	38	SCOTT	24.212	6	PENTUS	32.093	25	HYLKEMA	22.447	19	26	BLOMSTEDT	1:18.397	1:18.566	0.169
20	33	MUN	24.293	33	MUN	32.399	33	MUN	22.514	20	33	MUN	1:19.206	1:19.256	0.050
											Perfect Lap		1:17.257		


Weather / Track : Sunny / Dry

www.tsl-timing.com

Croft
Circuit Length = 2.1250 miles
Start: 14:12 End: 14:33

Printed - 14.35 Saturday, 31 May 2008

Formula Renault UK with Michelin
ROUND 9 - GRID

ROW 10	1:18.566 26 Fredrik BLOMSTEDT	1:19.256 33 Tom MUN
ROW 9	1:18.481 43 Scott JENKINS	1:18.484 6 Sten PENTUS
ROW 8	1:18.434 16 Tom ARMOUR	1:18.439 3 ROSSI
ROW 7	1:18.399 25 Thomas HYLKEMA	1:18.423 38 Joshua SCOTT
ROW 6	1:18.190 24 Henry SURTEES	1:18.323 20 Kieren CLARK
ROW 5	1:18.040 1 Adriano BUZAID	1:18.106 23 Ryuji YAMAMOTO
ROW 4	1:17.914 9 Oli WEBB	1:17.997 35 Kris LOANE
ROW 3	1:17.718 2 James CALADO	1:17.820 7 Dean STONEMAN
ROW 2	1:17.665 8 Riki CHRISTODOULOU	1:17.701 13 Jordan OAKES
ROW 1	1:17.497 5 Adam CHRISTODOULOU	1:17.664 22 Alexander SIMS
Pole		
		

Croft
 Circuit Length = 2.1250 miles

Clerk of Course :

Timekeeper :

Formula Renault UK with Michelin

QUALIFYING - ROUND 10 - CLASSIFICATION

POS	NO	CL	NAME	NAT	ENTRY	TIME	ON	LAPS	GAP	DIFF	MPH
1	8		Riki CHRISTODOULOU	GBR	Fortec Motorsport	1:17.049	4	6			99.28
2	22		Alexander SIMS	GBR	Manor Competition	1:17.149	5	5	0.100	0.100	99.15
3	1		Adriano BUZAID	BRA	Fortec Motorsport	1:17.228	4	7	0.179	0.079	99.05
4	5		Adam CHRISTODOULOU	GBR	CR Scuderia Formula Renault	1:17.235	5	7	0.186	0.007	99.04
5	13		Jordan OAKES	GBR	Eurotek Motorsport	1:17.323	4	5	0.274	0.088	98.93
6	7	G	Dean STONEMAN	GBR	Alpine Motorsport	1:17.348	5	7	0.299	0.025	98.90
7	2	G	James CALADO	GBR	Fortec Motorsport	1:17.409	5	7	0.360	0.061	98.82
8	35		Kris LOANE	GBR	Manor Competition	1:17.556	4	5	0.507	0.147	98.63
9	9	G	Oli WEBB	GBR	Fortec Motorsport	1:17.717	5	7	0.668	0.161	98.43
10	24	G	Henry SURTEES	GBR	Manor Competition	1:17.785	3	6	0.736	0.068	98.34
11	43	G	Scott JENKINS	GBR	CR Scuderia Formula Renault	1:17.785	5	7	0.736	0.000	98.34
12	23		Ryuji YAMAMOTO	JPN	CR Scuderia Formula Renault	1:17.794	5	7	0.745	0.009	98.33
13	6		Sten PENTUS	EST	CR Scuderia Formula Renault	1:17.807	4	6	0.758	0.013	98.31
14	3	G	ROSSI	GBR	Worswick Engineering	1:17.937	5	9	0.888	0.130	98.15
15	20		Kieren CLARK	GBR	Apotex Scorpio Motorsport	1:17.938	4	6	0.889	0.001	98.15
16	25		Thomas HYLKEMA	NED	Mark Burdett Motorsport	1:17.944	5	7	0.895	0.006	98.14
17	26		Fredrik BLOMSTEDT	GBR	Mark Burdett Motorsport	1:17.966	4	6	0.917	0.022	98.11
18	16	G	Tom ARMOUR	GBR	Manor Competition	1:18.002	6	9	0.953	0.036	98.07
19	38	G	Joshua SCOTT	AUS	Apotex Scorpio Motorsport	1:18.277	4	6	1.228	0.275	97.72
20	33	G	Tom MUN	KOR	Apotex Scorpio Motorsport	1:18.521	5	8	1.472	0.244	97.42

Weather / Track : Sunny / Dry

These results are provisional until the conclusion of any judicial and technical matters.

Croft
Circuit Length = 2.1250 miles
Start: 17:48 End: 18:10

Clerk of Course :		Timekeeper :
-------------------	--	--------------

Formula Renault UK with Michelin

QUALIFYING - ROUND 10 - SECTOR ANALYSIS

1	Adriano BUZOID				Fortec Motorsport											
1 -	Out	120.3	38.219	99.6	23.415	109.5	1:30.734	5 -	23.752	127.1	31.551	114.9	22.087	109.6	1:17.390	
2 -		24.014	127.1	34.496	103.7	24.009	110.0	1:22.519	6 -	27.497	122.0	32.530	112.8	22.437	110.4	1:22.464
3 -		23.929	126.1	31.596	115.3	21.918	110.0	1:17.443	7 -	23.744	127.3	31.500	115.1	22.080	110.4	1:17.324
4 -		23.720	127.1	31.602	114.3	21.906	110.7	1:17.228								
2	James CALADO				Fortec Motorsport											
1 -	Out	121.1	35.435	95.9	23.523	109.6	1:26.326	5 -	24.008	126.4	31.566	114.9	21.835	110.0	1:17.409	
2 -		24.342	126.6	32.082	113.4	22.111	109.8	1:18.535	6 -	23.934	126.6	31.627	114.7	21.910	110.2	1:17.471
3 -		23.988	125.9	31.710	114.9	21.840	109.6	1:17.538	7 -	27.128	124.0	33.195	112.6	22.961	110.2	1:23.284
4 -		23.958	125.9	31.601	115.1	21.948	109.8	1:17.507								
3	ROSSI				Worswick Engineering											
1 -	Out	97.7	35.869	109.1	23.711	104.6	1:29.356	6 -	26.834	109.3	32.464	113.6	22.445	110.2	1:21.743	
2 -		26.967	100.9	33.779	111.1	22.612	109.8	1:23.358	7 -	24.127	125.7	31.889	113.7	22.321	110.4	1:18.337
3 -		24.048	125.4	31.928	113.6	22.916	109.6	1:18.892	8 -	23.966	125.9	31.840	113.7	22.279	109.8	1:18.085
4 -		24.116	126.9	32.029	114.5	22.339	109.8	1:18.484	9 -	24.041	125.7	31.991	113.6	22.337	110.0	1:18.369
5 -		24.052	126.1	31.677	114.7	22.208	109.8	1:17.937								
5	Adam CHRISTODOULOU				CR Scuderia Formula Renault											
1 -	Out	96.4	40.636	80.0	26.143	83.8	1:43.805	5 -	23.740	127.8	31.619	114.9	21.876	110.4	1:17.235	
2 -		29.128	104.4	33.890	114.1	22.283	110.5	1:25.301	6 -	23.725	128.3	31.643	114.9	22.008	109.8	1:17.376
3 -		23.822	127.8	31.868	114.7	22.157	110.5	1:17.847	7 -	27.814	119.6	37.773	104.9	23.689	85.9	1:29.276
4 -		27.131	120.1	32.646	114.3	21.891	110.7	1:21.668								
6	Sten PENTUS				CR Scuderia Formula Renault											
1 -	Out	76.8	41.945	82.4	25.243	107.5	1:45.982	4 -	23.893	127.1	31.888	114.1	22.026	109.3	1:17.807	
2 -		25.469	122.2	35.902	109.7	24.760	109.3	1:26.131	5 -	24.044	127.1	31.851	114.1	22.110	109.1	1:18.005
3 -		24.157	126.1	31.968	114.1	22.119	109.3	1:18.244	6 -	24.035	126.9	32.051	114.1	22.231	109.3	1:18.317
7	Dean STONEMAN				Alpine Motorsport											
1 -	Out	83.0	43.194	92.9	25.724	98.3	1:44.922	5 -	23.783	127.8	31.523	114.9	22.042	110.5	1:17.348	
2 -		32.059	95.7	35.725	109.8	23.618	110.7	1:31.402	6 -	31.842	86.9	37.442	109.7	22.790	111.1	1:32.074
3 -		24.033	126.9	31.575	115.1	22.038	110.7	1:17.646	7 -	23.834	127.3	32.362	111.1	22.366	110.7	1:18.562
4 -		23.811	127.1	31.471	115.1	22.123	110.7	1:17.405								
8	Riki CHRISTODOULOU				Fortec Motorsport											
1 -	Out	80.5	40.145	74.4	24.544	109.3	1:41.835	4 -	23.807	127.1	31.408	114.7	21.834	110.2	1:17.049	
2 -		24.221	125.9	31.731	114.3	21.872	109.8	1:17.824	5 -	23.875	126.9	31.427	114.7	21.981	110.5	1:17.283
3 -		23.880	126.1	31.600	114.5	21.855	110.0	1:17.335	6 -	27.779	104.2	38.339	87.6	23.737	109.8	1:29.855
9	Oli WEBB				Fortec Motorsport											
1 -	Out	91.9	34.881	111.8	23.051	109.5	1:34.363	5 -	23.895	127.1	31.731	114.5	22.091	110.2	1:17.717	
2 -		24.212	126.9	32.341	114.7	22.862	110.4	1:19.415	6 -	26.058	106.5	35.862	109.1	23.020	110.9	1:24.940
3 -		24.008	126.1	31.883	114.5	22.188	110.4	1:18.079	7 -	24.929	122.0	32.430	113.7	22.556	105.0	1:19.915
4 -		23.968	126.4	31.677	114.5	22.102	110.4	1:17.747								
13	Jordan OAKES				Eurotek Motorsport											
1 -	Out	80.1	50.129	82.3	28.710	104.8	1:59.356	4 -	23.742	127.3	31.520	114.9	22.061	109.8	1:17.323	
2 -		25.621	121.1	33.267	98.7	27.578	108.2	1:26.466	5 -	23.792	127.3	31.518	114.5	22.212	110.0	1:17.522
3 -		24.163	125.7	31.829	114.5	22.265	109.5	1:18.257								
16	Tom ARMOUR				Manor Competition											
1 -	Out	117.9	33.844	109.7	22.796	108.2	1:27.282	6 -	23.919	124.5	31.807	113.9	22.276	108.2	1:18.002	
2 -		24.374	124.0	32.175	113.4	22.260	109.3	1:18.809	7 -	24.046	124.7	31.873	113.2	22.450	108.6	1:18.369
3 -		25.335	96.7	39.416	108.9	22.658	108.7	1:27.409	8 -	24.101	125.2	31.778	113.7	22.471	109.1	1:18.350
4 -		23.994	124.7	32.367	113.6	22.612	109.8	1:18.973	9 -	23.943	125.7	31.813	113.6	22.451	108.6	1:18.207
5 -		23.970	125.0	31.964	113.6	22.191	109.3	1:18.125								
20	Kieren CLARK				Apotex Scorpio Motorsport											
1 -	Out	95.3	39.666	84.2	24.055	107.9	1:33.195	4 -	24.178	124.7	31.760	114.5	22.000	110.0	1:17.938	
2 -		29.456	89.7	35.667	113.6	22.316	108.7	1:27.439	5 -	24.046	125.2	31.952	112.8	22.222	109.6	1:18.220

Croft
Circuit Length = 2.1250 miles
Start: 17:48 End: 18:10

Weather / Track : Sunny / Dry

Formula Renault UK with Michelin

QUALIFYING - ROUND 10 - SECTOR ANALYSIS

3 -	24.077	125.0	31.898	113.9	22.151	109.5	1:18.126	6 -	24.762	122.2	32.323	113.2	22.453	108.9	1:19.538
22	Alexander SIMS				Manor Competition										
1 -	Out	114.9	36.399	99.4	23.785	107.2	1:30.641	4 -	27.311	117.1	32.463	114.3	22.301	110.4	1:22.075
2 -	26.682	114.3	32.932	113.4	23.332	110.4	1:22.946	5 -	23.808	126.6	31.431	114.7	21.910	110.5	1:17.149
3 -	23.936	125.0	31.553	114.9	22.231	110.9	1:17.720								
23	Ryuji YAMAMOTO				CR Scuderia Formula Renault										
1 -	Out	90.3	39.510	87.5	31.596	105.0	1:48.005	5 -	24.013	125.2	31.705	113.6	22.076	109.5	1:17.794
2 -	26.166	102.9	35.196	112.6	23.196	107.9	1:24.558	6 -	23.850	126.1	31.797	113.2	22.393	108.0	1:18.040
3 -	24.235	124.7	32.383	113.4	22.352	108.0	1:18.970	7 -	24.150	126.6	31.806	113.9	22.286	109.8	1:18.242
4 -	24.168	124.7	32.167	113.6	22.385	108.6	1:18.720								
24	Henry SURTEES				Manor Competition										
1 -	Out	84.9	34.249	112.2	23.186	108.6	1:33.141	4 -	24.046	126.6	31.798	113.6	22.264	110.0	1:18.108
2 -	24.167	125.2	31.831	113.7	22.348	110.2	1:18.346	5 -	23.967	126.4	31.817	113.9	22.289	109.5	1:18.073
3 -	23.904	126.4	31.661	114.3	22.220	109.6	1:17.785	6 -	24.092	126.1	31.958	113.2	22.468	110.0	1:18.518
25	Thomas HYLKEMA				Mark Burdett Motorsport										
1 -	Out	72.5	42.269	95.6	25.538	101.0	1:42.574	5 -	23.973	126.1	31.714	113.9	22.257	110.5	1:17.944
2 -	29.477	89.8	39.584	108.6	23.230	109.1	1:32.291	6 -	23.924	126.6	32.410	102.5	23.392	110.4	1:19.726
3 -	25.042	123.1	33.243	88.5	24.255	110.2	1:22.540	7 -	23.917	126.6	31.948	112.8	25.110	79.7	1:20.975
4 -	24.008	126.4	31.753	113.4	22.320	110.2	1:18.081								
26	Fredrik BLOMSTEDT				Mark Burdett Motorsport										
1 -	Out	74.1	40.889	89.6	24.700	107.7	1:44.215	4 -	24.089	125.0	31.705	114.3	22.172	109.3	1:17.966
2 -	30.250	84.8	41.401	100.2	22.924	108.4	1:34.575	5 -	24.181	125.2	31.661	113.7	22.136	109.6	1:17.978
3 -	24.212	124.5	31.935	114.1	22.177	108.7	1:18.324	6 -	24.007	125.4	32.043	111.5	24.007	110.0	1:20.057
33	Tom MUN				Apotex Scorpio Motorsport										
1 -	Out	115.9	34.239	109.7	23.699	108.4	1:27.621	5 -	24.171	125.0	32.019	113.7	22.331	108.9	1:18.521
2 -	24.832	124.3	36.322	102.0	23.973	108.6	1:25.127	6 -	24.047	125.4	32.411	113.4	22.470	108.9	1:18.928
3 -	24.491	125.2	33.524	105.2	24.281	109.3	1:22.296	7 -	24.209	125.9	32.114	112.2	22.497	109.3	1:18.820
4 -	24.220	125.7	32.323	112.2	22.474	109.3	1:19.017	8 -	24.151	125.4	32.067	113.0	22.395	108.9	1:18.613
35	Kris LOANE				Manor Competition										
1 -	Out	70.3	40.400	73.2	26.169	108.7	1:42.705	4 -	23.922	126.9	31.608	114.3	22.026	109.8	1:17.556
2 -	24.490	125.2	32.073	114.5	22.168	109.6	1:18.731	5 -	24.003	126.9	31.625	114.3	22.086	110.2	1:17.714
3 -	24.327	123.6	32.135	114.5	22.108	110.0	1:18.570								
38	Joshua SCOTT				Apotex Scorpio Motorsport										
1 -	Out	68.8	44.369	90.2	23.957	108.7	1:44.790	4 -	24.010	126.1	32.050	114.1	22.217	109.8	1:18.277
2 -	24.364	125.9	32.295	113.9	22.366	110.0	1:19.025	5 -	24.141	126.1	32.005	113.7	22.196	109.5	1:18.342
3 -	24.029	126.1	32.009	114.1	22.240	109.8	1:18.278	6 -	24.058	126.4	31.950	114.3	22.285	109.1	1:18.293
43	Scott JENKINS				CR Scuderia Formula Renault										
1 -	Out	76.3	37.647	77.9	24.910	105.8	1:34.803	5 -	23.904	125.9	31.611	113.2	22.270	109.3	1:17.785
2 -	26.467	80.0	34.832	113.0	22.440	108.9	1:23.739	6 -	23.869	125.4	31.672	113.9	22.434	109.5	1:17.975
3 -	24.060	124.7	32.781	111.1	22.484	108.7	1:19.325	7 -	23.864	125.7	31.721	113.6	22.424	110.0	1:18.009
4 -	24.358	123.8	31.688	114.3	22.112	109.5	1:18.158								

Formula Renault UK with Michelin
QUALIFYING - ROUND 10 - SPEED TRAPS

SECTOR 1				SECTOR 2			FINISH LINE		
POS	NO	NAME	MPH	NO	NAME	MPH	NO	NAME	MPH
1	5	Adam CHRISTODOULOU	128.3	1	Adriano BUZAI	115.3	7	Dean STONEMAN	111.1
2	7	Dean STONEMAN	127.8	2	James CALADO	115.1	9	Oli WEBB	110.9
3	8	Riki CHRISTODOULOU	127.6	7	Dean STONEMAN	115.1	22	Alexander SIMS	110.9
4	13	Jordan OAKES	127.6	5	Adam CHRISTODOULOU	114.9	1	Adriano BUZAI	110.7
5	1	Adriano BUZAI	127.3	13	Jordan OAKES	114.9	5	Adam CHRISTODOULOU	110.7
6	2	James CALADO	127.3	22	Alexander SIMS	114.9	8	Riki CHRISTODOULOU	110.5
7	6	Sten PENTUS	127.1	3	ROSSI	114.7	25	Thomas HYLKEMA	110.5
8	9	Oli WEBB	127.1	8	Riki CHRISTODOULOU	114.7	2	James CALADO	110.4
9	3	ROSSI	126.9	9	Oli WEBB	114.7	3	ROSSI	110.4
10	22	Alexander SIMS	126.9	20	Kieren CLARK	114.5	24	Henry SURTEES	110.2
11	35	Kris LOANE	126.9	35	Kris LOANE	114.5	35	Kris LOANE	110.2
12	23	Ryuji YAMAMOTO	126.6	24	Henry SURTEES	114.3	13	Jordan OAKES	110.0
13	24	Henry SURTEES	126.6	26	Fredrik BLOMSTEDT	114.3	20	Kieren CLARK	110.0
14	25	Thomas HYLKEMA	126.6	38	Joshua SCOTT	114.3	26	Fredrik BLOMSTEDT	110.0
15	38	Joshua SCOTT	126.4	43	Scott JENKINS	114.3	38	Joshua SCOTT	110.0
16	33	Tom MUN	125.9	6	Sten PENTUS	114.1	43	Scott JENKINS	110.0
17	43	Scott JENKINS	125.9	16	Tom ARMOUR	113.9	16	Tom ARMOUR	109.8
18	16	Tom ARMOUR	125.7	23	Ryuji YAMAMOTO	113.9	23	Ryuji YAMAMOTO	109.8
19	26	Fredrik BLOMSTEDT	125.4	25	Thomas HYLKEMA	113.9	6	Sten PENTUS	109.3
20	20	Kieren CLARK	125.2	33	Tom MUN	113.7	33	Tom MUN	109.3

Weather / Track : Sunny / Dry

www.tsl-timing.com

Croft
 Circuit Length = 2.1250 miles
 Start: 17:48 End: 18:10

Printed - 18.11 Saturday, 31 May 2008

Formula Renault UK with Michelin

QUALIFYING - ROUND 10 - BEST SECTOR TIMES

SECTOR 1			SECTOR 2			SECTOR 3			IDEAL / BEST COMPARISON						
POS	NO	NAME	TIME	NO	NAME	TIME	NO	NAME	TIME	POS	NO	NAME	IDEAL	BEST	DIFF
1	1	BUZAIID	23.720	8	CHRISTODOULOU	31.408	8	CHRISTODOULOU	21.834	1	8	CHRISTODOULOU	1:17.049	1:17.049	0.000
2	5	CHRISTODOULOU	23.725	22	SIMS	31.431	2	CALADO	21.835	2	22	SIMS	1:17.067	1:17.149	0.082
3	22	SIMS	23.726	7	STONEMAN	31.471	5	CHRISTODOULOU	21.876	3	1	BUZAIID	1:17.126	1:17.228	0.102
4	13	OAKES	23.731	1	BUZAIID	31.500	1	BUZAIID	21.906	4	5	CHRISTODOULOU	1:17.220	1:17.235	0.015
5	7	STONEMAN	23.783	13	OAKES	31.518	22	SIMS	21.910	5	7	STONEMAN	1:17.292	1:17.348	0.056
6	8	CHRISTODOULOU	23.807	2	CALADO	31.566	20	CLARK	22.000	6	13	OAKES	1:17.310	1:17.323	0.013
7	23	YAMAMOTO	23.850	35	LOANE	31.608	6	PENTUS	22.026	7	2	CALADO	1:17.335	1:17.409	0.074
8	43	JENKINS	23.864	43	JENKINS	31.611	35	LOANE	22.026	8	35	LOANE	1:17.556	1:17.556	0.000
9	6	PENTUS	23.893	5	CHRISTODOULOU	31.619	7	STONEMAN	22.038	9	43	JENKINS	1:17.587	1:17.785	0.198
10	9	WEBB	23.895	24	SURTEES	31.661	13	OAKES	22.061	10	23	YAMAMOTO	1:17.631	1:17.794	0.163
11	24	SURTEES	23.904	26	BLOMSTEDT	31.661	23	YAMAMOTO	22.076	11	9	WEBB	1:17.663	1:17.717	0.054
12	25	HYLKEMA	23.917	3	ROSSI	31.677	9	WEBB	22.091	12	6	PENTUS	1:17.770	1:17.807	0.037
13	16	ARMOUR	23.919	9	WEBB	31.677	43	JENKINS	22.112	13	24	SURTEES	1:17.785	1:17.785	0.000
14	35	LOANE	23.922	23	YAMAMOTO	31.705	26	BLOMSTEDT	22.136	14	26	BLOMSTEDT	1:17.804	1:17.966	0.162
15	2	CALADO	23.934	25	HYLKEMA	31.714	16	ARMOUR	22.191	15	20	CLARK	1:17.806	1:17.938	0.132
16	3	ROSSI	23.966	20	CLARK	31.760	38	SCOTT	22.196	16	3	ROSSI	1:17.851	1:17.937	0.086
17	26	BLOMSTEDT	24.007	16	ARMOUR	31.778	3	ROSSI	22.208	17	16	ARMOUR	1:17.888	1:18.002	0.114
18	38	SCOTT	24.010	6	PENTUS	31.851	24	SURTEES	22.220	18	25	HYLKEMA	1:17.888	1:17.944	0.056
19	20	CLARK	24.046	38	SCOTT	31.950	25	HYLKEMA	22.257	19	38	SCOTT	1:18.156	1:18.277	0.121
20	33	MUN	24.047	33	MUN	32.019	33	MUN	22.331	20	33	MUN	1:18.397	1:18.521	0.124
											Perfect Lap		1:16.962		


Weather / Track : Sunny / Dry

www.tsl-timing.com

Croft
Circuit Length = 2.1250 miles
Start: 17:48 End: 18:10

Printed - 18.12 Saturday, 31 May 2008

Formula Renault UK with Michelin
ROUND 10 - GRID

ROW 10	1:18.277 38 Joshua SCOTT	1:18.521 33 Tom MUN
ROW 9	1:17.966 26 Fredrik BLOMSTEDT	1:18.002 16 Tom ARMOUR
ROW 8	1:17.938 20 Kieren CLARK	1:17.944 25 Thomas HYLKEMA
ROW 7	1:17.807 6 Sten PENTUS	1:17.937 3 ROSSI
ROW 6	1:17.785 43 Scott JENKINS	1:17.794 23 Ryuji YAMAMOTO
ROW 5	1:17.717 9 Oli WEBB	1:17.785 24 Henry SURTEES
ROW 4	1:17.409 2 James CALADO	1:17.556 35 Kris LOANE
ROW 3	1:17.323 13 Jordan OAKES	1:17.348 7 Dean STONEMAN
ROW 2	1:17.228 1 Adriano BUZAID	1:17.235 5 Adam CHRISTODOULOU
ROW 1	1:17.049 8 Riki CHRISTODOULOU	1:17.149 22 Alexander SIMS
Pole		
		

Croft
 Circuit Length = 2.1250 miles

Clerk of Course :		Timekeeper :

Formula Renault UK with Michelin

ROUND 9 - CLASSIFICATION

POS	NO	CL	NAME	NAT	ENTRY	LAPS	TIME	GAP	DIFF	MPH	BEST	ON
1	5		Adam CHRISTODOULOU	GBR	CR Scuderia Formula Renault	15	21:08.485			90.46	1:18.206	6
2	22		Alexander SIMS	GBR	Manor Competition	15	21:08.987	0.502	0.502	90.42	1:18.166	6
3	8		Riki CHRISTODOULOU	GBR	Fortec Motorsport	15	21:09.923	1.438	0.936	90.35	1:18.129	6
4	2	G	James CALADO	GBR	Fortec Motorsport	15	21:10.411	1.926	0.488	90.32	1:18.179	9
5	7	G	Dean STONEMAN	GBR	Alpine Motorsport	15	21:17.249	8.764	6.838	89.84	1:18.554	7
6	13		Jordan OAKES	GBR	Eurotek Motorsport	15	21:18.190	9.705	0.941	89.77	1:18.512	7
7	9	G	Oli WEBB	GBR	Fortec Motorsport	15	21:18.819	10.334	0.629	89.72	1:18.669	7
8	35		Kris LOANE	GBR	Manor Competition	15	21:20.213	11.728	1.394	89.63	1:18.878	7
9	38	G	Joshua SCOTT	AUS	Apotex Scorpio Motorsport	15	21:21.492	13.007	1.279	89.54	1:18.626	13
10	43	G	Scott JENKINS	GBR	CR Scuderia Formula Renault	15	21:29.262	20.777	7.770	89.00	1:18.942	14
11	16	G	Tom ARMOUR	GBR	Manor Competition	15	21:32.601	24.116	3.339	88.77	1:19.554	13
12	3	G	ROSSI	GBR	Worswick Engineering	15	21:32.981	24.496	0.380	88.74	1:19.264	7
13	26		Fredrik BLOMSTEDT	GBR	Mark Burdett Motorsport	15	21:36.798	28.313	3.817	88.48	1:19.773	13
14	20		Kieren CLARK	GBR	Apotex Scorpio Motorsport	15	21:39.447	30.962	2.649	88.30	1:19.546	10
15	33	G	Tom MUN	KOR	Apotex Scorpio Motorsport	15	21:43.781	35.296	4.334	88.01	1:19.608	9
16	1		Adriano BUZAID	BRA	Fortec Motorsport	15	21:45.977	37.492	2.196	87.86	1:18.059	11
17	25		Thomas HYLKEMA	NED	Mark Burdett Motorsport	15	21:50.850	42.365	4.873	87.53	1:19.201	7
18	6		Sten PENTUS	EST	CR Scuderia Formula Renault	15	22:06.052	57.567	15.202	86.53	1:19.528	11

NOT CLASSIFIED

<i>DNF</i>	23		Ryuji YAMAMOTO	JPN	CR Scuderia Formula Renault	0						
<i>DNF</i>	24	G	Henry SURTEES	GBR	Manor Competition	0						

FASTEST LAP

1			Adriano BUZAID	BRA	Fortec Motorsport	11	1:18.059	98.00 mph	157.71 kph
2	G		James CALADO	GBR	Fortec Motorsport	9	1:18.179	97.85 mph	157.47 kph

Weather / Track : Cloudy / Dry

These results are provisional until the conclusion of any judicial and technical matters.

Croft
Circuit Length = 2.1250 miles
Start: 16:01 End: 16:23

Clerk of Course :		Timekeeper :
-------------------	--	--------------

Formula Renault UK with Michelin

ROUND 9 - SECTOR ANALYSIS

1		Adriano BUZOID				Fortec Motorsport									
1 -	125.0	32.906	114.7	23.273	105.8	1:28.949	9 -	23.983	127.8	31.951	115.1	22.408	105.3	1:18.342	
2 -	43.332	77.3	48.666	58.5	32.597	50.8	2:04.595	10 -	23.976	128.1	31.758	115.1	22.370	105.6	1:18.104
3 -	41.706	78.2	46.206	69.5	27.307	105.8	1:55.219	11 -	23.792	128.3	31.821	114.7	22.446	105.8	1:18.059
4 -	24.600	129.1	32.692	114.7	23.665	105.1	1:20.957	12 -	23.887	128.3	31.990	114.5	22.555	105.6	1:18.432
5 -	24.246	129.1	32.128	114.9	22.664	105.8	1:19.038	13 -	23.978	128.8	32.609	114.5	23.129	104.6	1:19.716
6 -	24.223	128.6	32.247	114.5	22.686	105.8	1:19.156	14 -	24.140	128.3	31.921	114.9	22.488	105.1	1:18.549
7 -	24.193	128.8	1:02.387	104.5	23.552	104.8	1:50.132	15 -	23.974	127.6	31.882	115.7	22.474	104.6	1:18.330
8 -	23.955	127.8	32.019	115.5	22.425	105.5	1:18.399								
2		James CALADO				Fortec Motorsport									
1 -	126.6	33.108	113.0	23.501	91.3	1:27.253	9 -	23.966	129.1	31.932	114.5	22.281	105.8	1:18.179	
2 -	41.196	79.2	48.575	64.4	32.523	61.9	2:02.294	10 -	24.024	128.8	32.023	114.3	22.720	105.8	1:18.767
3 -	41.001	80.2	48.921	67.9	27.344	105.3	1:57.266	11 -	24.094	129.1	31.994	114.5	22.487	105.8	1:18.575
4 -	24.444	128.8	32.779	114.7	22.366	105.6	1:19.589	12 -	24.003	129.1	31.995	114.3	22.427	105.3	1:18.425
5 -	24.130	128.3	32.153	114.7	22.320	105.5	1:18.603	13 -	24.101	128.8	32.026	114.7	22.399	105.5	1:18.526
6 -	23.991	129.1	32.133	113.4	22.324	105.8	1:18.448	14 -	24.306	127.6	31.970	114.3	22.670	105.0	1:18.946
7 -	24.086	128.8	31.994	114.7	22.201	105.5	1:18.281	15 -	24.274	128.3	32.191	114.1	22.476	104.3	1:18.941
8 -	24.015	129.3	31.916	114.9	22.387	105.6	1:18.318								
3		ROSSI				Worswick Engineering									
1 -	121.1	34.759	110.9	23.029	95.8	1:36.441	9 -	24.273	125.4	32.415	112.6	22.584	104.8	1:19.272	
2 -	43.899	68.4	46.251	53.5	32.568	48.3	2:02.718	10 -	24.206	126.9	32.576	112.2	22.707	104.5	1:19.489
3 -	43.617	69.3	42.940	55.8	26.962	104.2	1:53.519	11 -	24.299	126.9	32.628	112.8	22.595	104.6	1:19.522
4 -	24.931	125.4	32.801	110.4	23.866	104.3	1:21.598	12 -	24.319	127.1	32.874	113.0	22.550	105.1	1:19.743
5 -	24.902	125.2	34.511	107.9	23.693	104.5	1:23.106	13 -	24.441	125.4	32.597	112.8	23.173	104.5	1:20.211
6 -	24.367	127.1	32.820	112.8	22.652	105.3	1:19.839	14 -	24.522	124.5	32.410	113.0	22.608	105.0	1:19.540
7 -	24.195	126.6	32.495	113.6	22.574	104.8	1:19.264	15 -	24.295	126.6	32.337	112.8	22.716	104.2	1:19.348
8 -	24.334	126.1	32.353	113.6	22.684	104.8	1:19.371								
5		Adam CHRISTODOULOU				CR Scuderia Formula Renault									
1 -	123.8	33.156	112.8	22.705	104.8	1:25.254	9 -	24.095	127.6	32.044	114.7	22.244	104.6	1:18.383	
2 -	39.249	83.3	49.623	70.4	31.990	71.8	2:00.862	10 -	24.197	127.6	32.077	114.5	22.248	104.6	1:18.522
3 -	40.926	90.3	49.923	80.0	28.460	104.0	1:59.309	11 -	24.315	126.6	31.999	114.5	22.301	104.5	1:18.615
4 -	24.606	126.1	32.472	114.1	22.404	104.5	1:19.482	12 -	24.167	128.1	32.035	115.1	22.315	104.3	1:18.517
5 -	24.238	127.8	32.000	115.1	22.171	104.5	1:18.409	13 -	24.218	127.6	32.108	114.7	22.347	104.3	1:18.673
6 -	24.074	128.1	31.939	114.5	22.193	104.8	1:18.206	14 -	24.236	127.6	32.245	114.1	22.360	103.8	1:18.841
7 -	24.135	127.8	31.998	114.7	22.150	104.5	1:18.283	15 -	24.336	126.1	32.090	114.3	22.363	103.3	1:18.789
8 -	24.077	128.1	32.021	114.7	22.242	104.5	1:18.340								
6		Sten PENTUS				CR Scuderia Formula Renault									
1 -	122.2	33.748	111.7	22.940	100.8	1:34.257	9 -	24.423	127.3	32.441	113.6	23.150	104.6	1:20.014	
2 -	42.574	88.8	47.510	44.8	32.445	48.2	2:02.529	10 -	24.517	127.1	32.604	113.4	22.556	104.5	1:19.677
3 -	42.258	89.6	45.168	66.1	26.899	104.8	1:54.325	11 -	24.339	127.3	32.683	113.7	22.506	104.3	1:19.528
4 -	25.188	124.7	32.988	113.4	23.289	104.8	1:21.465	12 -	24.595	127.8	32.508	114.3	22.958	105.1	1:20.061
5 -	25.481	125.4	33.740	113.2	22.516	104.5	1:21.737	13 -	24.378	127.6	32.459	113.7	22.818	105.1	1:19.655
6 -	24.462	126.4	32.637	113.9	22.609	105.0	1:19.708	14 -	45.185		38.578	108.9	23.476	104.0	1:47.239
7 -	24.558	125.7	32.795	113.0	22.474	104.5	1:19.827	15 -	26.643	123.1	35.591	109.5	23.323	104.5	1:25.557
8 -	25.045	126.9	32.800	114.1	22.628	104.5	1:20.473								
7		Dean STONEMAN				Alpine Motorsport									
1 -	125.4	33.016	109.7	23.465	96.1	1:27.607	9 -	24.432	125.0	32.369	113.2	22.817	104.8	1:19.618	
2 -	41.828	70.5	48.240	68.4	32.839	53.6	2:02.907	10 -	24.140	127.3	32.159	112.8	22.710	105.0	1:19.009
3 -	41.320	72.6	48.190	64.2	27.346	105.1	1:56.856	11 -	24.119	127.6	32.371	112.0	22.618	105.0	1:19.108
4 -	24.437	127.8	33.429	113.6	22.699	105.5	1:20.565	12 -	24.162	126.1	32.092	113.7	22.574	105.0	1:18.828
5 -	24.164	127.6	32.207	113.2	22.390	105.5	1:18.761	13 -	24.206	127.1	32.190	113.7	22.562	105.1	1:18.958
6 -	24.059	127.8	32.255	113.4	22.453	105.3	1:18.767	14 -	24.193	126.6	32.273	113.0	22.834	105.0	1:19.300
7 -	24.132	127.3	32.129	113.4	22.293	105.3	1:18.554	15 -	24.089	127.1	32.181	113.2	22.603	103.7	1:18.873
8 -	24.158	126.6	32.493	112.6	22.887	105.0	1:19.538								
8		Riki CHRISTODOULOU				Fortec Motorsport									
1 -	126.9	33.317	112.8	23.376	95.2	1:26.470	9 -	24.205	128.3	31.924	115.3	22.367	105.6	1:18.496	
2 -	40.040	80.5	48.989	58.7	32.301	75.8	2:01.330	10 -	24.083	129.3	31.945	114.9	22.781	105.8	1:18.809

Croft
Circuit Length = 2.1250 miles
Start: 16:01 End: 16:23

Weather / Track : Cloudy / Dry

Formula Renault UK with Michelin

ROUND 9 - SECTOR ANALYSIS

3 -	40.918	85.6	49.508	81.4	27.773	105.8	1:58.199	11 -	24.038	128.8	32.003	114.1	22.476	105.8	1:18.517
4 -	24.652	127.8	32.530	113.9	22.557	105.8	1:19.739	12 -	24.073	128.6	31.979	113.7	22.448	106.0	1:18.500
5 -	24.416	126.1	32.003	114.9	22.231	105.8	1:18.650	13 -	24.058	128.8	31.934	114.5	22.550	105.8	1:18.542
6 -	24.098	128.1	31.867	114.9	22.164	106.0	1:18.129	14 -	24.091	129.1	32.022	114.5	22.999	104.5	1:19.112
7 -	23.972	128.8	31.948	114.5	22.369	105.3	1:18.289	15 -	24.255	128.3	32.168	114.5	22.494	105.0	1:18.917
8 -	24.084	129.3	31.886	114.9	22.254	106.0	1:18.224								
9	Oli WEBB Fortec Motorsport														
1 -	123.1	32.951	112.8	23.168	91.4	1:27.965	9 -	24.214	127.6	32.303	114.1	23.562	104.5	1:20.079	
2 -	42.890	71.3	48.083	69.6	33.145	47.6	2:04.118	10 -	24.629	126.9	32.051	114.7	22.405	105.3	1:19.085
3 -	41.305	71.5	47.092	65.9	27.389	105.0	1:55.786	11 -	24.212	127.6	32.055	114.3	22.498	105.5	1:18.765
4 -	24.820	126.1	32.868	112.4	22.879	105.0	1:20.567	12 -	24.377	127.1	32.060	114.1	22.577	106.0	1:19.014
5 -	24.354	127.3	32.288	114.1	22.629	105.3	1:19.271	13 -	24.335	126.9	32.118	114.3	22.535	106.0	1:18.988
6 -	24.215	127.1	32.204	114.3	22.744	104.8	1:19.163	14 -	24.271	127.3	32.072	113.9	22.717	105.1	1:19.060
7 -	24.112	126.9	32.072	114.1	22.485	104.8	1:18.669	15 -	24.497	126.6	32.254	113.7	22.619	105.3	1:19.370
8 -	24.302	126.9	32.176	114.1	22.441	105.5	1:18.919								
13	Jordan OAKES Eurotek Motorsport														
1 -	124.7	33.129	110.4	23.199	103.7	1:26.678	9 -	24.450	126.9	32.464	112.6	22.960	104.8	1:19.874	
2 -	41.114	81.2	48.835	60.7	32.579	59.9	2:02.528	10 -	24.272	126.6	32.205	113.9	22.616	105.0	1:19.093
3 -	40.726	88.2	49.160	67.6	27.357	104.3	1:57.243	11 -	23.996	127.6	32.209	111.7	22.811	104.8	1:19.016
4 -	24.507	127.8	33.585	113.2	22.536	104.6	1:20.628	12 -	24.153	126.6	32.109	113.9	22.874	105.0	1:19.136
5 -	24.184	127.1	32.269	113.7	22.548	104.5	1:19.001	13 -	24.126	125.4	32.234	113.7	22.686	104.8	1:19.046
6 -	24.019	127.3	32.224	113.0	22.425	104.6	1:18.668	14 -	24.087	126.6	32.086	114.3	22.779	104.8	1:18.952
7 -	24.045	127.8	32.062	113.7	22.405	104.2	1:18.512	15 -	24.147	126.6	32.390	113.7	22.772	104.3	1:19.309
8 -	24.011	127.3	34.006	114.1	22.489	105.1	1:20.506								
16	Tom ARMOUR Manor Competition														
1 -	121.8	33.551	98.5	24.516	93.5	1:33.249	9 -	24.333	125.4	32.438	112.2	22.826	104.0	1:19.597	
2 -	41.030	65.7	48.476	47.0	32.087	48.1	2:01.593	10 -	24.264	126.1	32.438	111.1	23.103	104.3	1:19.805
3 -	42.297	75.8	45.717	62.5	27.280	102.2	1:55.294	11 -	24.394	125.9	32.419	112.6	24.417	101.9	1:21.230
4 -	24.976	126.1	32.701	111.5	23.865	104.0	1:21.542	12 -	24.674	126.1	32.393	113.0	23.102	104.6	1:20.169
5 -	24.469	126.1	32.485	112.6	23.488	104.0	1:20.442	13 -	24.308	125.4	32.264	113.2	22.982	104.5	1:19.554
6 -	24.390	125.9	32.338	113.0	23.414	103.5	1:20.142	14 -	24.378	125.0	32.508	112.4	23.309	104.6	1:20.195
7 -	24.320	125.9	32.704	105.5	23.305	103.2	1:20.329	15 -	24.411	125.7	32.346	112.8	22.862	104.2	1:19.619
8 -	24.374	125.4	32.409	111.8	23.058	104.2	1:19.841								
20	Kieren CLARK Apotex Scorpio Motorsport														
1 -	121.4	34.866	111.5	24.387	91.2	1:36.120	9 -	24.439	125.0	32.420	113.9	22.718	104.5	1:19.577	
2 -	43.425	70.0	46.292	44.4	32.783	44.8	2:02.500	10 -	24.419	125.7	32.470	113.7	22.657	104.6	1:19.546
3 -	43.037	66.9	43.568	57.5	27.097	103.2	1:53.702	11 -	24.610	123.4	32.425	112.4	22.672	103.8	1:19.707
4 -	24.656	126.1	32.953	113.2	23.613	103.7	1:21.222	12 -	24.483	123.1	32.617	111.7	22.670	103.8	1:19.770
5 -	25.185	122.7	35.204	102.5	23.935	104.6	1:24.324	13 -	24.555	123.6	32.343	113.6	22.795	104.0	1:19.693
6 -	26.695	123.1	32.895	111.8	22.832	104.0	1:22.422	14 -	24.830	123.1	32.690	112.8	22.810	102.9	1:20.330
7 -	24.585	125.7	32.570	113.7	22.806	103.8	1:19.961	15 -	24.874	122.0	32.807	112.0	22.871	101.6	1:20.552
8 -	24.480	125.2	32.550	114.1	22.991	104.3	1:20.021								
22	Alexander SIMS Manor Competition														
1 -	125.2	33.154	112.8	22.908	105.5	1:25.669	9 -	24.136	127.3	31.964	114.5	22.265	105.5	1:18.365	
2 -	39.751	82.7	49.325	61.4	32.088	72.9	2:01.164	10 -	24.181	127.3	31.988	114.7	22.545	105.6	1:18.714
3 -	41.202	75.7	49.557	70.6	28.043	105.3	1:58.802	11 -	24.109	127.3	31.972	114.5	22.509	105.3	1:18.590
4 -	24.877	125.2	32.338	114.3	22.475	105.3	1:19.690	12 -	24.140	127.1	32.010	114.1	22.451	105.3	1:18.601
5 -	24.218	127.6	32.071	114.5	22.277	105.6	1:18.566	13 -	24.130	127.1	31.942	114.9	22.371	105.1	1:18.443
6 -	24.028	127.6	31.868	114.5	22.270	105.5	1:18.166	14 -	24.232	127.1	32.046	114.5	22.560	104.6	1:18.838
7 -	24.026	127.8	31.956	114.7	22.291	105.3	1:18.273	15 -	24.295	126.6	32.040	114.5	22.435	104.8	1:18.770
8 -	24.058	128.3	31.956	114.7	22.322	105.5	1:18.336								
25	Thomas HYLKEMA Mark Burdett Motorsport														
1 -	119.6	33.855	110.6	23.167	104.2	1:41.191	9 -	24.751	124.7	32.685	112.4	22.770	104.8	1:20.206	
2 -	41.037	64.4	45.809	54.7	32.637	42.3	1:59.483	10 -	24.805	124.5	32.594	113.2	22.663	104.8	1:20.062
3 -	44.541	69.0	42.355	60.9	26.427	103.7	1:53.323	11 -	24.218	127.1	32.489	113.2	23.379	104.8	1:20.086
4 -	24.868	126.1	32.556	112.6	23.521	105.1	1:20.945	12 -	24.210	126.9	32.626	112.2	22.482	104.8	1:19.318
5 -	24.722	125.4	33.856	106.7	23.410	105.0	1:21.988	13 -	24.315	126.6	32.645	113.4	23.366	102.9	1:20.326
6 -	24.661	124.7	32.573	111.3	22.579	104.8	1:19.813	14 -	25.064	125.7	32.731	112.8	23.621	104.6	1:21.416
7 -	24.264	125.4	32.433	113.2	22.504	104.6	1:19.201	15 -	24.824	124.3	32.669	112.6	22.895	103.7	1:20.388

Croft
Circuit Length = 2.1250 miles
Start: 16:01 End: 16:23

Weather / Track : Cloudy / Dry

Formula Renault UK with Michelin

ROUND 9 - SECTOR ANALYSIS

8 -	24.230	126.9	45.951	111.7	22.923	105.0	1:33.104								
26	Fredrik BLOMSTEDT						Mark Burdett Motorsport								
1 -	123.8	33.759	113.9	22.929	104.6	1:33.648	9 -	24.341	125.7	32.657	112.4	23.052	104.3	1:20.050	
2 -	41.844	82.3	47.862	46.4	32.410	51.9	2:02.116	10 -	24.491	127.1	32.543	112.8	25.447	104.0	1:22.481
3 -	42.421	88.7	45.305	67.0	27.206	104.3	1:54.932	11 -	24.608	126.4	32.618	113.4	22.849	105.1	1:20.075
4 -	24.783	125.2	33.324	113.9	23.644	104.0	1:21.751	12 -	24.361	126.1	32.542	113.4	22.912	104.8	1:19.815
5 -	24.911	126.1	32.338	114.3	22.889	104.6	1:20.138	13 -	24.303	126.9	32.572	113.4	22.898	104.6	1:19.773
6 -	24.493	124.5	32.547	113.9	23.059	103.8	1:20.099	14 -	24.432	126.4	32.610	113.9	22.966	104.6	1:20.008
7 -	24.426	126.6	32.646	113.4	23.415	103.7	1:20.487	15 -	24.678	126.1	32.954	113.2	23.056	104.6	1:20.688
8 -	25.324	126.1	32.774	113.6	22.639	104.5	1:20.737								
33	Tom MUN						Apotex Scorpio Motorsport								
1 -	119.6	34.644	110.2	23.283	91.2	1:37.420	9 -	24.498	125.0	32.305	113.7	22.805	103.3	1:19.608	
2 -	43.915	63.4	46.046	52.9	32.395	49.8	2:02.356	10 -	24.353	126.1	37.433	111.8	22.916	104.3	1:24.702
3 -	43.708	71.8	43.324	62.9	26.835	102.7	1:53.867	11 -	24.784	124.5	32.702	112.4	22.587	104.5	1:20.073
4 -	24.656	126.6	32.610	113.4	22.950	104.3	1:20.216	12 -	24.558	125.2	32.606	113.7	22.590	104.5	1:19.754
5 -	25.457	122.0	34.388	102.6	24.826	104.3	1:24.671	13 -	24.603	124.7	32.545	113.6	22.894	104.3	1:20.042
6 -	24.675	125.7	32.506	113.7	23.285	103.8	1:20.466	14 -	24.801	124.7	32.675	112.0	22.649	104.6	1:20.125
7 -	24.666	124.3	32.759	112.8	22.971	104.0	1:20.396	15 -	24.880	123.6	32.510	112.8	22.733	103.8	1:20.123
8 -	24.557	124.5	32.563	113.6	22.842	103.7	1:19.962								
35	Kris LOANE						Manor Competition								
1 -	122.9	32.811	113.2	23.535	102.4	1:28.784	9 -	24.533	122.9	32.187	113.9	22.720	104.5	1:19.440	
2 -	42.765	68.8	48.053	69.3	33.114	47.4	2:03.932	10 -	24.861	124.7	32.176	113.9	22.656	105.1	1:19.693
3 -	41.325	79.2	46.935	70.1	27.421	104.3	1:55.681	11 -	24.194	126.1	32.150	113.0	22.697	104.6	1:19.041
4 -	24.718	125.4	32.737	113.9	23.230	104.8	1:20.685	12 -	24.495	124.5	32.161	113.7	22.651	104.8	1:19.307
5 -	24.264	126.1	32.059	114.5	22.884	105.1	1:19.207	13 -	24.592	124.5	32.139	113.9	22.509	104.5	1:19.240
6 -	24.056	127.1	32.185	114.5	22.845	105.0	1:19.086	14 -	24.339	125.2	32.185	113.7	22.622	104.5	1:19.146
7 -	24.217	125.7	32.029	113.9	22.632	105.0	1:18.878	15 -	24.348	125.4	32.122	114.1	22.682	104.3	1:19.152
8 -	24.186	126.4	31.985	114.7	22.770	105.0	1:18.941								
38	Joshua SCOTT						Apotex Scorpio Motorsport								
1 -	123.8	33.010	113.2	22.839	105.0	1:29.641	9 -	24.270	126.1	32.157	114.3	22.473	104.5	1:18.900	
2 -	43.461	78.3	48.862	46.8	32.151	52.5	2:04.474	10 -	24.390	125.9	32.293	114.1	22.314	104.8	1:18.997
3 -	42.089	79.8	45.908	65.0	27.426	103.5	1:55.423	11 -	24.243	126.4	32.416	112.6	22.983	104.6	1:19.642
4 -	24.849	125.2	32.629	112.6	22.875	105.0	1:20.353	12 -	24.299	125.9	32.209	114.1	22.433	105.1	1:18.941
5 -	24.628	126.4	32.421	113.7	22.759	104.0	1:19.808	13 -	24.196	126.4	32.079	114.3	22.351	105.0	1:18.626
6 -	24.411	126.1	32.264	113.9	22.517	104.3	1:19.192	14 -	24.296	126.1	32.091	114.3	22.325	105.1	1:18.712
7 -	24.286	125.9	32.327	114.1	22.572	104.2	1:19.185	15 -	24.195	126.6	33.217	113.7	22.520	104.5	1:19.932
8 -	24.580	123.6	32.598	114.1	22.488	104.8	1:19.666								
43	Scott JENKINS						CR Scuderia Formula Renault								
1 -	121.6	34.227	113.0	23.136	103.7	1:35.055	9 -	24.223	126.4	32.243	114.1	23.051	104.6	1:19.517	
2 -	42.873	78.7	46.951	46.2	32.560	48.9	2:02.384	10 -	24.227	126.4	32.279	113.4	23.103	105.1	1:19.609
3 -	42.672	75.5	44.724	58.0	26.806	104.2	1:54.202	11 -	24.314	127.6	32.526	113.9	23.856	102.7	1:20.696
4 -	24.988	123.4	32.893	113.0	23.370	104.3	1:21.251	12 -	24.394	126.1	32.107	113.9	22.906	104.5	1:19.407
5 -	25.330	125.7	32.635	114.1	23.033	104.3	1:20.998	13 -	24.209	125.9	32.186	113.7	22.668	104.6	1:19.063
6 -	24.513	125.4	32.212	113.9	23.002	104.0	1:19.727	14 -	24.178	125.4	32.107	113.9	22.657	104.5	1:18.942
7 -	24.351	125.9	32.369	113.9	22.947	105.0	1:19.667	15 -	24.237	125.9	32.083	114.5	22.713	104.3	1:19.033
8 -	24.727	125.9	32.136	114.1	22.848	104.6	1:19.711								

Croft
Circuit Length = 2.1250 miles
Start: 16:01 End: 16:23

Weather / Track : Cloudy / Dry

Formula Renault UK with Michelin
ROUND 9 - SPEED TRAPS

SECTOR 1				SECTOR 2			FINISH LINE		
POS	NO	NAME	MPH	NO	NAME	MPH	NO	NAME	MPH
1	2	James CALADO	129.3	1	Adriano BUZAI	115.7	8	Riki CHRISTODOULOU	106.0
2	8	Riki CHRISTODOULOU	129.3	8	Riki CHRISTODOULOU	115.3	9	Oli WEBB	106.0
3	1	Adriano BUZAI	129.1	5	Adam CHRISTODOULOU	115.1	1	Adriano BUZAI	105.8
4	22	Alexander SIMS	128.3	2	James CALADO	114.9	2	James CALADO	105.8
5	5	Adam CHRISTODOULOU	128.1	22	Alexander SIMS	114.9	22	Alexander SIMS	105.6
6	6	Sten PENTUS	127.8	9	Oli WEBB	114.7	7	Dean STONEMAN	105.5
7	7	Dean STONEMAN	127.8	35	Kris LOANE	114.7	3	ROSSI	105.3
8	13	Jordan OAKES	127.8	43	Scott JENKINS	114.5	6	Sten PENTUS	105.1
9	9	Oli WEBB	127.6	6	Sten PENTUS	114.3	13	Jordan OAKES	105.1
10	43	Scott JENKINS	127.6	13	Jordan OAKES	114.3	25	Thomas HYLKEMA	105.1
11	3	ROSSI	127.1	26	Fredrik BLOMSTEDT	114.3	26	Fredrik BLOMSTEDT	105.1
12	25	Thomas HYLKEMA	127.1	38	Joshua SCOTT	114.3	35	Kris LOANE	105.1
13	26	Fredrik BLOMSTEDT	127.1	20	Kieren CLARK	114.1	38	Joshua SCOTT	105.1
14	35	Kris LOANE	127.1	7	Dean STONEMAN	113.7	43	Scott JENKINS	105.1
15	33	Tom MUN	126.6	33	Tom MUN	113.7	5	Adam CHRISTODOULOU	104.8
16	38	Joshua SCOTT	126.6	3	ROSSI	113.6	16	Tom ARMOUR	104.6
17	16	Tom ARMOUR	126.1	25	Thomas HYLKEMA	113.4	20	Kieren CLARK	104.6
18	20	Kieren CLARK	126.1	16	Tom ARMOUR	113.2	33	Tom MUN	104.6

Weather / Track : Cloudy / Dry

www.tsl-timing.com

Croft
 Circuit Length = 2.1250 miles
 Start: 16:01 End: 16:23

Printed - 16.26 Sunday, 01 June 2008

Formula Renault UK with Michelin

ROUND 9 - BEST SECTOR TIMES

SECTOR 1			SECTOR 2			SECTOR 3			IDEAL / BEST COMPARISON						
POS	NO	NAME	TIME	NO	NAME	TIME	NO	NAME	TIME	POS	NO	NAME	IDEAL	BEST	DIFF
1	1	BUZOID	23.792	1	BUZOID	31.758	5	CHRISTODOULOU	22.150	1	1	BUZOID	1:17.920	1:18.059	0.139
2	2	CALADO	23.966	8	CHRISTODOULOU	31.867	8	CHRISTODOULOU	22.164	2	8	CHRISTODOULOU	1:18.003	1:18.129	0.126
3	8	CHRISTODOULOU	23.972	22	SIMS	31.868	2	CALADO	22.201	3	2	CALADO	1:18.083	1:18.179	0.096
4	13	OAKES	23.996	2	CALADO	31.916	22	SIMS	22.265	4	22	SIMS	1:18.159	1:18.166	0.007
5	22	SIMS	24.026	5	CHRISTODOULOU	31.939	7	STONEMAN	22.293	5	5	CHRISTODOULOU	1:18.163	1:18.206	0.043
6	35	LOANE	24.056	35	LOANE	31.985	38	SCOTT	22.314	6	7	STONEMAN	1:18.444	1:18.554	0.110
7	7	STONEMAN	24.059	9	WEBB	32.051	1	BUZOID	22.370	7	13	OAKES	1:18.463	1:18.512	0.049
8	5	CHRISTODOULOU	24.074	13	OAKES	32.062	9	WEBB	22.405	8	35	LOANE	1:18.550	1:18.878	0.328
9	9	WEBB	24.112	38	SCOTT	32.079	13	OAKES	22.405	9	9	WEBB	1:18.568	1:18.669	0.101
10	43	JENKINS	24.178	43	JENKINS	32.083	6	PENTUS	22.474	10	38	SCOTT	1:18.588	1:18.626	0.038
11	3	ROSSI	24.195	7	STONEMAN	32.092	25	HYLKEMA	22.482	11	43	JENKINS	1:18.918	1:18.942	0.024
12	38	SCOTT	24.195	16	ARMOUR	32.264	35	LOANE	22.509	12	3	ROSSI	1:19.082	1:19.264	0.182
13	25	HYLKEMA	24.210	33	MUN	32.305	3	ROSSI	22.550	13	25	HYLKEMA	1:19.125	1:19.201	0.076
14	16	ARMOUR	24.264	3	ROSSI	32.337	33	MUN	22.587	14	33	MUN	1:19.245	1:19.608	0.363
15	26	BLOMSTEDT	24.303	26	BLOMSTEDT	32.338	26	BLOMSTEDT	22.639	15	6	PENTUS	1:19.254	1:19.528	0.274
16	6	PENTUS	24.339	20	CLARK	32.343	20	CLARK	22.657	16	26	BLOMSTEDT	1:19.280	1:19.773	0.493
17	33	MUN	24.353	25	HYLKEMA	32.433	43	JENKINS	22.657	17	16	ARMOUR	1:19.354	1:19.554	0.200
18	20	CLARK	24.419	6	PENTUS	32.441	16	ARMOUR	22.826	18	20	CLARK	1:19.419	1:19.546	0.127
												Perfect Lap		1:17.700	

Weather / Track : Cloudy / Dry

www.tsl-timing.com

Croft
Circuit Length = 2.1250 miles
Start: 16:01 End: 16:23

Printed - 16.26 Sunday, 01 June 2008

Formula Renault UK with Michelin
ROUND 9 - LAP CHART

Lap 1			Lap 2			Lap 3			Lap 4			Lap 5		
No	Behind	Laptime	No	Behind	Laptime	No	Behind	Laptime	No	Behind	Laptime	No	Behind	Laptime
5		1:25.254	5		2:00.862	5		1:59.309	5		1:19.482	5		1:18.409
22	0.415	1:25.669	22	0.717	2:01.164	22	0.210	1:58.802	22	0.418	1:19.690	22	0.575	1:18.566
8	1.216	1:26.470	8	1.684	2:01.330	8	0.574	1:58.199	8	0.831	1:19.739	8	1.072	1:18.650
13	1.424	1:26.678	13	3.090	2:02.528	13	1.024	1:57.243	2	1.495	1:19.589	2	1.689	1:18.603
2	1.999	1:27.253	2	3.431	2:02.294	2	1.388	1:57.266	13	2.170	1:20.628	13	2.762	1:19.001
7	2.353	1:27.607	7	4.398	2:02.907	7	1.945	1:56.856	7	3.028	1:20.565	7	3.380	1:18.761
9	2.711	1:27.965	9	5.967	2:04.118	9	2.444	1:55.786	9	3.529	1:20.567	9	4.391	1:19.271
35	3.530	1:28.784	35	6.600	2:03.932	35	2.972	1:55.681	35	4.175	1:20.685	35	4.973	1:19.207
1	3.695	1:28.949	1	7.428	2:04.595	1	3.338	1:55.219	1	4.813	1:20.957	1	5.442	1:19.038
38	4.387	1:29.641	38	7.999	2:04.474	38	4.113	1:55.423	38	4.984	1:20.353	38	6.383	1:19.808
16	7.995	1:33.249	16	8.726	2:01.593	16	4.711	1:55.294	16	6.771	1:21.542	16	8.804	1:20.442
26	8.394	1:33.648	26	9.648	2:02.116	26	5.271	1:54.932	26	7.540	1:21.751	26	9.269	1:20.138
6	9.003	1:34.257	6	10.670	2:02.529	6	5.686	1:54.325	6	7.669	1:21.465	43	10.574	1:20.998
43	9.801	1:35.055	43	11.323	2:02.384	43	6.216	1:54.202	43	7.985	1:21.251	6	10.997	1:21.737
20	10.866	1:36.120	20	12.504	2:02.500	20	6.897	1:53.702	20	8.637	1:21.222	25	13.614	1:21.988
3	11.187	1:36.441	3	13.043	2:02.718	3	7.253	1:53.519	33	8.952	1:20.216	3	14.066	1:23.106
33	12.166	1:37.420	33	13.660	2:02.356	33	8.218	1:53.867	3	9.369	1:21.598	20	14.552	1:24.324
25	15.937	1:41.191	25	14.558	1:59.483	25	8.572	1:53.323	25	10.035	1:20.945	33	15.214	1:24.671

Formula Renault UK with Michelin
ROUND 9 - LAP CHART

Lap 6			Lap 7			Lap 8			Lap 9			Lap 10		
No	Behind	Laptime	No	Behind	Laptime	No	Behind	Laptime	No	Behind	Laptime	No	Behind	Laptime
5		1:18.206	5		1:18.283	5		1:18.340	5		1:18.383	5		1:18.522
22	0.535	1:18.166	22	0.525	1:18.273	22	0.521	1:18.336	22	0.503	1:18.365	22	0.695	1:18.714
8	0.995	1:18.129	8	1.001	1:18.289	8	0.885	1:18.224	8	0.998	1:18.496	8	1.285	1:18.809
2	1.931	1:18.448	2	1.929	1:18.281	2	1.907	1:18.318	2	1.703	1:18.179	2	1.948	1:18.767
13	3.224	1:18.668	13	3.453	1:18.512	7	5.410	1:19.538	7	6.645	1:19.618	7	7.132	1:19.009
7	3.941	1:18.767	7	4.212	1:18.554	13	5.619	1:20.506	13	7.110	1:19.874	13	7.681	1:19.093
9	5.348	1:19.163	9	5.734	1:18.669	9	6.313	1:18.919	9	8.009	1:20.079	9	8.572	1:19.085
35	5.853	1:19.086	35	6.448	1:18.878	35	7.049	1:18.941	35	8.106	1:19.440	35	9.277	1:19.693
1	6.392	1:19.156	38	8.271	1:19.185	38	9.597	1:19.666	38	10.114	1:18.900	38	10.589	1:18.997
38	7.369	1:19.192	16	12.786	1:20.329	16	14.287	1:19.841	16	15.501	1:19.597	16	16.784	1:19.805
16	10.740	1:20.142	26	13.366	1:20.487	43	14.850	1:19.711	43	15.984	1:19.517	43	17.071	1:19.609
26	11.162	1:20.099	43	13.479	1:19.667	26	15.763	1:20.737	26	17.430	1:20.050	6	18.962	1:19.677
43	12.095	1:19.727	6	14.043	1:19.827	6	16.176	1:20.473	6	17.807	1:20.014	3	19.567	1:19.489
6	12.499	1:19.708	25	16.139	1:19.201	3	17.711	1:19.371	3	18.600	1:19.272	26	21.389	1:22.481
25	15.221	1:19.813	3	16.680	1:19.264	33	21.209	1:19.962	33	22.434	1:19.608	20	24.345	1:19.546
3	15.699	1:19.839	33	19.587	1:20.396	20	22.127	1:20.021	20	23.321	1:19.577	33	28.614	1:24.702
33	17.474	1:20.466	20	20.446	1:19.961	25	30.903	1:33.104	25	32.726	1:20.206	25	34.266	1:20.062
20	18.768	1:22.422	1	38.241	1:50.132	1	38.300	1:18.399	1	38.259	1:18.342	1	37.841	1:18.104

Formula Renault UK with Michelin
ROUND 9 - LAP CHART

Lap 11			Lap 12			Lap 13			Lap 14			Lap 15		
No	Behind	Laptime	No	Behind	Laptime	No	Behind	Laptime	No	Behind	Laptime	No	Behind	Laptime
5		1:18.615	5		1:18.517	5		1:18.673	5		1:18.841	5		1:18.789
22	0.670	1:18.590	22	0.754	1:18.601	22	0.524	1:18.443	22	0.521	1:18.838	22	0.502	1:18.770
8	1.187	1:18.517	8	1.170	1:18.500	8	1.039	1:18.542	8	1.310	1:19.112	8	1.438	1:18.917
2	1.908	1:18.575	2	1.816	1:18.425	2	1.669	1:18.526	2	1.774	1:18.946	2	1.926	1:18.941
7	7.625	1:19.108	7	7.936	1:18.828	7	8.221	1:18.958	7	8.680	1:19.300	7	8.764	1:18.873
13	8.082	1:19.016	13	8.701	1:19.136	13	9.074	1:19.046	13	9.185	1:18.952	13	9.705	1:19.309
9	8.722	1:18.765	9	9.219	1:19.014	9	9.534	1:18.988	9	9.753	1:19.060	9	10.334	1:19.370
35	9.703	1:19.041	35	10.493	1:19.307	35	11.060	1:19.240	35	11.365	1:19.146	35	11.728	1:19.152
38	11.616	1:19.642	38	12.040	1:18.941	38	11.993	1:18.626	38	11.864	1:18.712	38	13.007	1:19.932
43	19.152	1:20.696	43	20.042	1:19.407	43	20.432	1:19.063	43	20.533	1:18.942	43	20.777	1:19.033
16	19.399	1:21.230	16	21.051	1:20.169	16	21.932	1:19.554	16	23.286	1:20.195	16	24.116	1:19.619
6	19.875	1:19.528	6	21.419	1:20.061	6	22.401	1:19.655	3	23.937	1:19.540	3	24.496	1:19.348
3	20.474	1:19.522	3	21.700	1:19.743	3	23.238	1:20.211	26	26.414	1:20.008	26	28.313	1:20.688
26	22.849	1:20.075	26	24.147	1:19.815	26	25.247	1:19.773	20	29.199	1:20.330	20	30.962	1:20.552
20	25.437	1:19.707	20	26.690	1:19.770	20	27.710	1:19.693	33	33.962	1:20.125	33	35.296	1:20.123
33	30.072	1:20.073	33	31.309	1:19.754	33	32.678	1:20.042	1	37.951	1:18.549	1	37.492	1:18.330
25	35.737	1:20.086	25	36.538	1:19.318	25	38.191	1:20.326	25	40.766	1:21.416	25	42.365	1:20.388
1	37.285	1:18.059	1	37.200	1:18.432	1	38.243	1:19.716	6	50.799	1:47.239	6	57.567	1:25.557

Formula Renault UK with Michelin

ROUND 9 - POSITION CHART

No	Name	Laps Pos	1	2	3	4	5	6	7	8	9	10	11	12	13	14	15
			5	CHRISTODOULOU	1	5	5	5	5	5	5	5	5	5	5	5	5
22	SIMS	2	22	22	22	22	22	22	22	22	22	22	22	22	22	22	22
8	CHRISTODOULOU	3	8	8	8	8	8	8	8	8	8	8	8	8	8	8	8
13	OAKES	4	13	13	13	2	2	2	2	2	2	2	2	2	2	2	2
2	CALADO	5	2	2	2	13	13	13	13	7	7	7	7	7	7	7	7
7	STONEMAN	6	7	7	7	7	7	7	7	13	13	13	13	13	13	13	13
9	WEBB	7	9	9	9	9	9	9	9	9	9	9	9	9	9	9	9
35	LOANE	8	35	35	35	35	35	35	35	35	35	35	35	35	35	35	35
1	BUZAID	9	1	1	1	1	1	1	38	38	38	38	38	38	38	38	38
38	SCOTT	10	38	38	38	38	38	38	16	16	16	16	43	43	43	43	43
16	ARMOUR	11	16	16	16	16	16	16	26	43	43	43	16	16	16	16	16
26	BLOMSTEDT	12	26	26	26	26	26	26	43	26	26	6	6	6	6	3	3
6	PENTUS	13	6	6	6	6	43	43	6	6	6	3	3	3	3	26	26
43	JENKINS	14	43	43	43	43	6	6	25	3	3	26	26	26	26	20	20
20	CLARK	15	20	20	20	20	25	25	3	33	33	20	20	20	20	33	33
3	ROSSI	16	3	3	3	33	3	3	33	20	20	33	33	33	33	1	1
33	MUN	17	33	33	33	3	20	33	20	25	25	25	25	25	25	25	25
25	HYLKEMA	18	25	25	25	25	33	20	1	1	1	1	1	1	1	6	6