



PORSCHE CARRERA CUP GB CHAMPIONSHIP

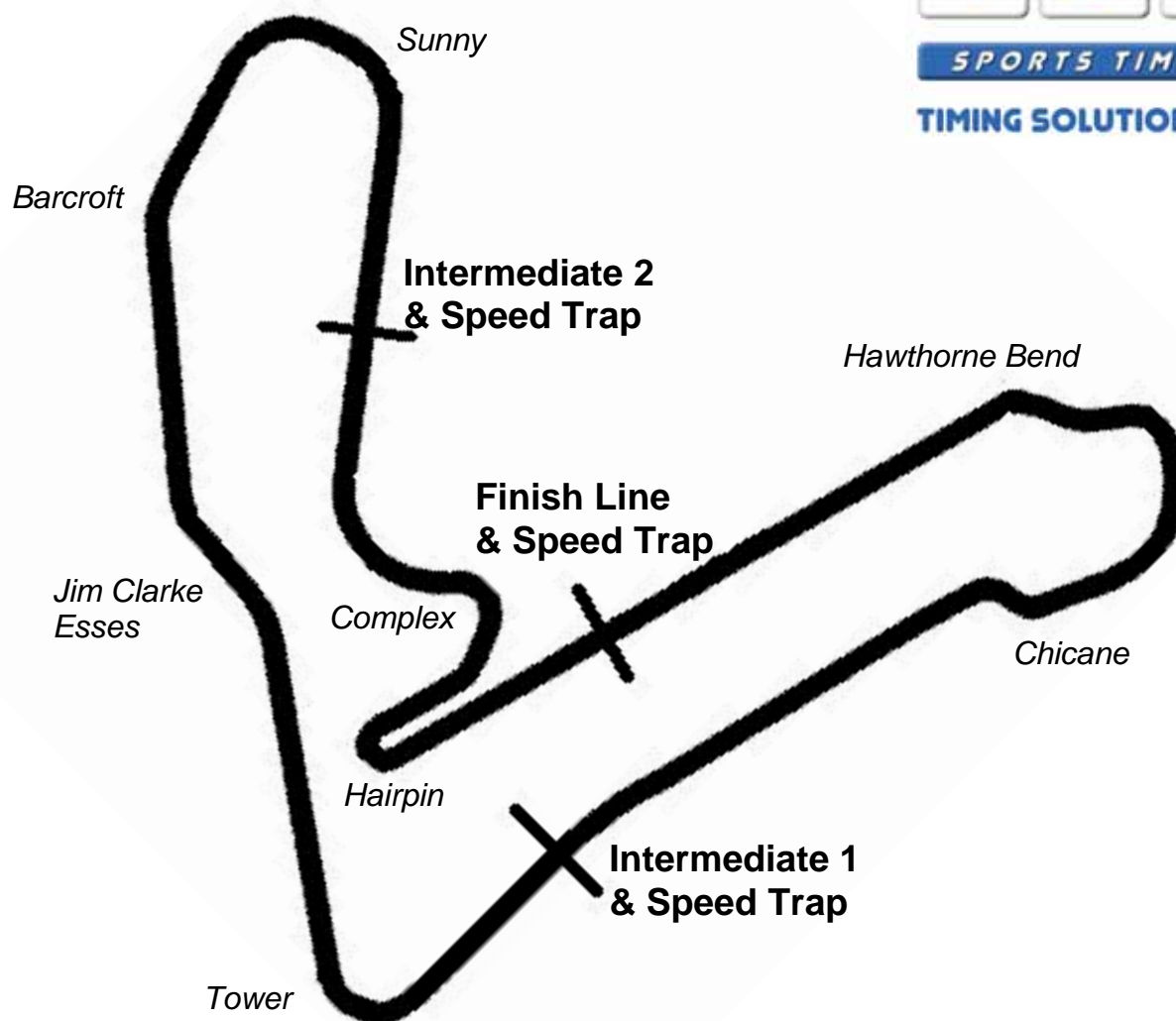
**Rounds 9 & 10
Croft**

31st May / 1st June 2008



Results Provided by Timing Solutions Ltd
www.tsl-timing.com

CROFT



Circuit Length:	2.1250 miles / 3419.9 metres
Intermediate 1:	1088 metres
Intermediate 2:	2562 metres
Pit In:	3280 metres
Pit Out:	126 metres after Finish Line

Porsche Carrera Cup Great Britain
QUALIFYING - ROUND 9 - CLASSIFICATION

POS	NO	CL	NAME	NAT	ENTRY	TIME	ON	LAPS	GAP	DIFF	MPH
1	2	P	Tim HARVEY	GBR	Red Line Racing	1:22.210	4	5			93.05
2	8	P	Tim BRIDGMAN	GBR	Team Parker Racing	1:22.397	3	11	0.187	0.187	92.84
3	60	P	Stefan HODGETTS	GBR	Porsche Motorsport	1:22.488	3	9	0.278	0.091	92.73
4	6	P	Phil QUAIFFE	GBR	Jota	1:22.638	10	11	0.428	0.150	92.57
5	5	P	Sam HANCOCK	GBR	Jota	1:22.685	2	4	0.475	0.047	92.51
6	44	P	Michael CAINE	GBR	Team Parker Racing	1:22.759	3	16	0.549	0.074	92.43
7	7	P	Charles BATEMAN	GBR	Team Parker Racing	1:23.048	3	15	0.838	0.289	92.11
8	15	A1	Nigel RICE	GBR	Red Line Racing	1:23.333	15	15	1.123	0.285	91.79
9	34	A1	Tony GILHAM	GBR	ReDesign Racing	1:24.365	3	13	2.155	1.032	90.67
10	45	A2	Glynn GEDDIE	GBR	Porsche Motorsport	1:24.816	13	17	2.606	0.451	90.19
11	10	A2	Bob LYONS	GBR	Apex Tubilars	1:29.044	16	16	6.834	4.228	85.91
12	56	A2	Tommy DREELAN	GBR	Qserv	1:29.209	14	14	6.999	0.165	85.75

Weather / Track : Sunny / Dry

These results are provisional until the conclusion of any judicial and technical matters.

Croft
 Circuit Length = 2.1250 miles
 Start: 11:25 End: 11:56

Clerk of Course :		Timekeeper :
-------------------	--	--------------

Porsche Carrera Cup Great Britain

QUALIFYING - ROUND 9 - SECTOR ANALYSIS

2	Tim HARVEY				Red Line Racing										
1 -	26.126	129.6	34.631	112.8	24.772	109.8	1:25.529	4 -	25.170	133.2	33.607	112.2	23.433	108.9	1:22.210
2 -	25.068	134.8	33.489	111.1	23.699	109.5	1:22.256	5 -	28.197	112.0	37.788	99.4	In		17:08.679 P
3 -	29.698	94.1	41.760	85.1	28.461	109.3	1:39.919								
5	Sam HANCOCK				Jota										
1 -	29.749	103.9	36.575	110.9	24.346	108.4	1:30.670	3 -	25.159	132.9	33.747	111.1	23.797	109.5	1:22.703
2 -	25.253	131.1	33.829	111.1	23.603	108.4	1:22.685	4 -	25.268	133.2	34.069	111.1	23.852	108.6	1:23.189
6	Phil QUAIFE				Jota										
1 -	26.429	127.8	35.321	105.5	24.438	108.7	1:26.188	7 -	Out	97.5	39.011	97.5	24.515	108.2	1:38.940
2 -	25.335	131.6	34.122	109.5	23.651	108.9	1:23.108	8 -	25.776	131.1	35.467	81.5	25.206	108.7	1:26.449
3 -	25.253	131.3	33.918	109.5	23.723	109.1	1:22.894	9 -	25.301	131.1	34.043	110.6	23.707	108.2	1:23.051
4 -	25.252	132.4	33.963	110.2	23.815	108.9	1:23.030	10 -	25.187	131.6	33.848	111.7	23.603	108.6	1:22.638
5 -	25.284	132.9	34.274	108.2	23.902	108.6	1:23.460	11 -	25.241	132.9	34.111	108.9	23.886	108.6	1:23.238
6 -	30.666	107.4	39.706	93.1	In		7:07.442 P								
7	Charles BATEMAN				Team Parker Racing										
1 -	27.274	121.1	37.494	106.0	24.887	108.7	1:29.655	9 -	25.415	130.3	34.480	110.9	23.795	107.5	1:23.690
2 -	25.500	131.8	34.398	111.1	23.675	108.6	1:23.573	10 -	25.579	130.6	34.213	111.5	23.984	107.3	1:23.776
3 -	25.318	132.6	34.193	112.6	23.537	108.0	1:23.048	11 -	25.718	129.8	34.867	109.8	In		3:09.594 P
4 -	25.305	131.1	35.036	107.5	In		6:35.169 P	12 -	Out	129.6	34.431	111.5	24.049	107.5	1:24.865
5 -	Out	122.5	35.650	112.0	24.483	107.7	1:28.498	13 -	25.649	130.8	34.391	111.3	24.078	107.2	1:24.118
6 -	27.462	107.7	37.208	102.3	25.577	108.2	1:30.247	14 -	25.498	131.1	34.548	111.1	24.105	107.3	1:24.151
7 -	25.335	131.6	34.398	111.3	23.921	107.3	1:23.654	15 -	36.137	93.1	36.725	109.7	24.311	107.3	1:37.173
8 -	25.437	130.6	34.224	110.9	23.923	107.7	1:23.584								
8	Tim BRIDGMAN				Team Parker Racing										
1 -	Out	106.4	37.545	107.9	24.340	107.9	1:33.255	7 -	Out	130.8	33.680	111.1	23.624	107.2	2:52.071
2 -	25.902	127.8	33.908	111.1	23.807	106.7	1:23.617	8 -	25.186	131.1	33.515	110.6	23.734	107.0	1:22.435
3 -	25.217	132.1	33.683	111.7	23.497	107.5	1:22.397	9 -	25.206	131.1	33.727	110.2	23.721	107.0	1:22.654
4 -	25.124	132.4	33.727	110.6	23.786	107.3	1:22.637	10 -	29.608	122.7	39.383	101.5	25.500	107.2	1:34.491
5 -	29.058	112.0	41.691	85.3	27.098	107.3	1:37.847	11 -	25.536	130.8	33.813	111.1	23.897	107.2	1:23.246
6 -	26.244	127.6	36.446	108.4	In		5:16.393 P								
10	Bob LYONS				Apex Tubulars										
1 -	28.967	122.5	38.904	104.4	26.677	106.0	1:34.548	9 -	27.622	125.4	36.610	107.9	25.747	107.2	1:29.979
2 -	28.084	126.4	36.747	107.5	In		2:49.540 P	10 -	27.567	126.9	36.908	106.7	25.684	106.3	1:30.159
3 -	Out	125.4	37.529	106.2	26.137	106.5	1:32.854	11 -	32.021	103.2	46.027	67.5	In		4:06.025 P
4 -	28.143	125.7	37.375	105.8	49.386	105.3	1:54.904	12 -	Out	80.1	41.493	100.8	26.877	105.8	1:42.671
5 -	28.067	124.7	37.640	104.5	25.964	104.2	1:31.671	13 -	29.586	114.3	37.943	107.9	25.860	106.0	1:33.389
6 -	28.042	125.7	37.112	106.2	25.842	106.5	1:30.996	14 -	27.675	126.4	36.506	108.4	31.865	101.8	1:36.046
7 -	27.946	125.7	37.456	106.2	25.902	106.0	1:31.304	15 -	27.654	126.1	36.476	108.4	25.444	106.0	1:29.574
8 -	27.931	125.4	37.605	105.4	25.581	106.8	1:31.117	16 -	27.422	127.1	36.336	107.7	25.286	108.0	1:29.044
15	Nigel RICE				Red Line Racing										
1 -	26.703	126.4	34.853	110.6	24.008	108.0	1:25.564	9 -	25.888	130.3	34.406	111.3	23.738	107.7	1:24.032
2 -	26.461	130.6	34.289	110.4	23.650	108.2	1:24.400	10 -	29.072	111.8	36.124	101.8	In		3:57.779 P
3 -	25.567	132.6	34.420	111.3	23.941	108.9	1:23.928	11 -	Out	109.3	36.249	110.2	24.730	105.8	1:32.003
4 -	25.792	130.3	34.478	110.6	23.766	107.5	1:24.036	12 -	27.382	127.3	34.722	109.7	24.022	108.9	1:26.126
5 -	28.007	116.7	36.469	109.3	In		4:04.897 P	13 -	25.775	129.8	34.287	110.9	23.558	107.2	1:23.620
6 -	Out	129.1	34.871	110.7	24.179	108.0	1:25.970	14 -	25.672	130.3	34.711	108.4	23.501	107.0	1:23.884
7 -	25.705	130.6	34.282	111.1	24.458	107.3	1:24.445	15 -	25.456	130.6	34.196	110.7	23.681	107.5	1:23.333
8 -	33.316	95.1	38.092	101.4	26.081	108.6	1:37.489								
34	Tony GILHAM				ReDesign Racing										
1 -	30.171	110.4	38.616	107.5	25.261	108.0	1:34.048	8 -	25.721	129.8	34.614	110.2	24.056	107.7	1:24.391
2 -	26.172	130.1	35.244	109.7	24.300	107.3	1:25.716	9 -	25.771	130.1	34.626	109.7	24.100	108.0	1:24.497
3 -	25.822	130.1	34.509	110.6	24.034	106.8	1:24.365	10 -	25.846	129.1	35.038	102.5	24.292	107.3	1:25.176
4 -	25.842	129.6	34.704	109.3	24.015	106.8	1:24.561	11 -	27.545	116.7	37.649	105.2	25.365	107.7	1:30.559
5 -	30.629	110.9	39.062	90.1	In		4:36.090 P	12 -	25.895	130.3	34.754	108.4	24.114	107.5	1:24.763
6 -	Out	104.9	39.203	101.5	25.584	107.2	1:37.435	13 -	25.899	130.3	34.961	109.3	24.237	107.7	1:25.097
7 -	26.879	124.5	36.255	109.3	24.636	106.7	1:27.770								

Croft
Circuit Length = 2.1250 miles
Start: 11:25 End: 11:56

Weather / Track : Sunny / Dry

Porsche Carrera Cup Great Britain
QUALIFYING - ROUND 9 - SECTOR ANALYSIS

44 Michael CAINE		Team Parker Racing													
1 -	27.502	125.2	37.443	105.7	24.501	109.3	1:29.446	9 -	29.816	127.1	36.366	77.5	29.447	108.6	1:35.629
2 -	25.541	131.8	34.085	112.8	23.723	108.9	1:23.349	10 -	25.424	130.8	34.550	111.3	24.338	90.9	1:24.312
3 -	25.145	133.7	33.968	112.0	23.646	108.7	1:22.759	11 -	31.752	105.7	48.774	81.2	25.353	108.4	1:45.879
4 -	25.117	133.2	34.052	111.5	23.941	108.2	1:23.110	12 -	25.342	131.3	35.337	100.0	In		3:02.197 P
5 -	31.022	95.1	38.409	103.1	In		5:12.087 P	13 -	Out	108.1	36.808	104.9	24.810	108.7	1:29.562
6 -	Out	122.7	35.999	110.7	24.405	108.2	1:29.068	14 -	25.548	132.1	34.375	111.7	23.733	108.7	1:23.656
7 -	27.528	113.4	37.323	100.3	25.264	108.9	1:30.115	15 -	31.682	83.0	41.199	99.0	25.918	109.3	1:38.799
8 -	25.311	132.9	33.974	112.4	28.332	87.1	1:27.617	16 -	25.789	129.3	33.912	111.8	23.722	109.1	1:23.423
45 Glynn GEDDIE		Porsche Motorsport													
1 -	27.395	125.2	36.727	105.5	25.256	107.7	1:29.378	10 -	26.306	130.8	35.207	110.0	24.413	108.2	1:25.926
2 -	26.199	131.1	34.726	109.5	36.589	108.4	1:37.514	11 -	26.067	129.3	35.142	110.0	24.163	107.5	1:25.372
3 -	26.092	129.1	35.145	109.3	24.424	107.5	1:25.661	12 -	25.957	131.1	34.945	110.2	24.585	107.3	1:25.487
4 -	25.927	131.3	35.046	108.8	24.300	107.2	1:25.273	13 -	25.723	132.4	34.926	109.8	24.167	108.0	1:24.816
5 -	25.917	131.6	35.325	109.1	24.346	107.9	1:25.588	14 -	25.710	131.3	35.248	108.8	24.704	108.4	1:25.662
6 -	25.843	130.8	35.647	110.6	24.460	107.7	1:25.950	15 -	26.228	131.3	35.742	109.3	24.642	107.5	1:26.612
7 -	25.959	131.6	35.566	104.9	24.350	107.5	1:25.875	16 -	31.315	96.8	40.669	94.0	In		2:54.243 P
8 -	30.797	99.7	40.590	100.8	In		3:23.948 P	17 -	Out	123.6	44.333	100.9	29.185	104.6	1:43.914
9 -	Out	112.0	45.385	103.9	25.349	107.3	1:41.240								
56 Tommy DREELAN		Qserv													
1 -	28.183	124.7	37.524	109.3	26.644	107.7	1:32.351	8 -	28.039	127.3	37.907	106.2	25.543	107.3	1:31.489
2 -	28.039	128.1	37.238	107.9	25.765	107.3	1:31.042	9 -	30.750	103.4	46.480	83.6	In		4:18.445 P
3 -	27.805	128.1	37.312	108.1	25.764	107.2	1:30.881	10 -	Out	112.2	41.619	104.2	25.986	106.8	1:37.891
4 -	27.545	128.6	37.481	105.7	25.748	107.5	1:30.774	11 -	27.618	118.8	37.554	108.2	25.329	107.0	1:30.501
5 -	27.787	127.8	37.159	106.5	26.326	108.0	1:31.272	12 -	27.399	128.8	37.209	105.0	25.346	107.9	1:29.954
6 -	27.862	126.6	37.476	108.2	25.676	107.9	1:31.014	13 -	27.528	128.6	37.345	107.7	25.159	106.8	1:30.032
7 -	27.621	128.6	37.424	106.0	25.559	107.7	1:30.604	14 -	27.143	128.6	37.074	106.5	24.992	107.5	1:29.209
60 Stefan HODGETTS		Porsche Motorsport													
1 -	28.747	125.4	35.530	108.9	24.177	108.4	1:28.454	6 -	27.610	123.6	36.093	109.5	24.026	108.0	1:27.729
2 -	25.526	130.8	33.860	111.7	23.563	108.4	1:22.949	7 -	25.271	131.8	33.794	111.5	23.691	108.2	1:22.756
3 -	25.122	132.9	33.765	111.7	23.601	108.2	1:22.488	8 -	25.291	131.3	34.152	110.4	23.790	107.3	1:23.233
4 -	27.758	118.6	37.926	94.7	In		16:32.694 P	9 -	25.313	131.6	34.008	111.1	23.878	108.2	1:23.199
5 -	Out	118.8	39.214	104.9	25.792	104.0	1:36.917								

Croft
Circuit Length = 2.1250 miles
Start: 11:25 End: 11:56

Weather / Track : Sunny / Dry


Porsche Carrera Cup Great Britain
QUALIFYING - ROUND 9 - SPEED TRAPS

SECTOR 1				SECTOR 2			FINISH LINE		
POS	NO	NAME	MPH	NO	NAME	MPH	NO	NAME	MPH
1	2	Tim HARVEY	134.8	2	Tim HARVEY	112.8	2	Tim HARVEY	109.8
2	44	Michael CAINE	133.7	44	Michael CAINE	112.8	5	Sam HANCOCK	109.5
3	5	Sam HANCOCK	133.2	7	Charles BATEMAN	112.6	44	Michael CAINE	109.3
4	6	Phil QUAIFFE	132.9	6	Phil QUAIFFE	111.7	6	Phil QUAIFFE	109.1
5	60	Stefan HODGETTS	132.9	8	Tim BRIDGMAN	111.7	15	Nigel RICE	108.9
6	7	Charles BATEMAN	132.6	60	Stefan HODGETTS	111.7	7	Charles BATEMAN	108.7
7	15	Nigel RICE	132.6	15	Nigel RICE	111.3	45	Glynn GEDDIE	108.4
8	8	Tim BRIDGMAN	132.4	5	Sam HANCOCK	111.1	60	Stefan HODGETTS	108.4
9	45	Glynn GEDDIE	132.4	34	Tony GILHAM	110.6	10	Bob LYONS	108.0
10	34	Tony GILHAM	130.3	45	Glynn GEDDIE	110.6	34	Tony GILHAM	108.0
11	56	Tommy DREELAN	128.8	56	Tommy DREELAN	109.3	56	Tommy DREELAN	108.0
12	10	Bob LYONS	127.1	10	Bob LYONS	108.4	8	Tim BRIDGMAN	107.9

Porsche Carrera Cup Great Britain
QUALIFYING - ROUND 9 - BEST SECTOR TIMES

SECTOR 1			SECTOR 2			SECTOR 3			IDEAL / BEST COMPARISON						
POS	NO	NAME	TIME	NO	NAME	TIME	NO	NAME	TIME	POS	NO	NAME	IDEAL	BEST	DIFF
1	2	HARVEY	25.068	2	HARVEY	33.489	2	HARVEY	23.433	1	2	HARVEY	1:21.990	1:22.210	0.220
2	44	CAINE	25.117	8	BRIDGMAN	33.515	8	BRIDGMAN	23.497	2	8	BRIDGMAN	1:22.136	1:22.397	0.261
3	60	HODGETTS	25.122	5	HANCOCK	33.747	15	RICE	23.501	3	60	HODGETTS	1:22.450	1:22.488	0.038
4	8	BRIDGMAN	25.124	60	HODGETTS	33.765	7	BATEMAN	23.537	4	5	HANCOCK	1:22.509	1:22.685	0.176
5	5	HANCOCK	25.159	6	QUAIFE	33.848	60	HODGETTS	23.563	5	6	QUAIFE	1:22.638	1:22.638	0.000
6	6	QUAIFE	25.187	44	CAINE	33.912	5	HANCOCK	23.603	6	44	CAINE	1:22.675	1:22.759	0.084
7	7	BATEMAN	25.305	7	BATEMAN	34.193	6	QUAIFE	23.603	7	7	BATEMAN	1:23.035	1:23.048	0.013
8	15	RICE	25.456	15	RICE	34.196	44	CAINE	23.646	8	15	RICE	1:23.153	1:23.333	0.180
9	45	GEDDIE	25.710	34	GILHAM	34.509	34	GILHAM	24.015	9	34	GILHAM	1:24.245	1:24.365	0.120
10	34	GILHAM	25.721	45	GEDDIE	34.726	45	GEDDIE	24.163	10	45	GEDDIE	1:24.599	1:24.816	0.217
11	56	DREELAN	27.143	10	LYONS	36.336	56	DREELAN	24.992	11	10	LYONS	1:29.044	1:29.044	0.000
12	10	LYONS	27.422	56	DREELAN	37.074	10	LYONS	25.286	12	56	DREELAN	1:29.209	1:29.209	0.000
													Perfect Lap	1:21.990	

Porsche Carrera Cup Great Britain
ROUND 9 - GRID - AMENDED

ROW 6	1:29.209 56 Tommy DREELAN	10 Bob LYONS
ROW 5	1:24.365 34 Tony GILHAM	45 Glynn GEDDIE 1:24.816
ROW 4	1:23.048 7 Charles BATEMAN	15 Nigel RICE 1:23.333
ROW 3	1:22.685 5 Sam HANCOCK	44 Michael CAINE 1:22.759
ROW 2	1:22.488 60 Stefan HODGETTS	6 Phil QUAIFE 1:22.638
ROW 1	1:22.210 2 Tim HARVEY	8 Tim BRIDGMAN 1:22.397
Pole		
		


CAR 10 to back of grid - new tyres

Croft
 Circuit Length = 2.1250 miles

Clerk of Course :		Timekeeper :

Porsche Carrera Cup Great Britain

ROUND 10 - GRID

ROW 6	1:29.574 10 Bob LYONS	1:29.954 56 Tommy DREELAN
ROW 5	1:24.391 34 Tony GILHAM	1:25.273 45 Glynn GEDDIE
ROW 4	1:23.573 7 Charles BATEMAN	1:23.620 15 Nigel RICE
ROW 3	1:22.894 6 Phil QUAIFE	1:23.110 44 Michael CAINE
ROW 2	1:22.703 5 Sam HANCOCK	1:22.756 60 Stefan HODGETTS
ROW 1	1:22.256 2 Tim HARVEY	1:22.435 8 Tim BRIDGMAN
Pole		
		

Croft
Circuit Length = 2.1250 miles

Clerk of Course :

Timekeeper :

Porsche Carrera Cup Great Britain

ROUND 9 - CLASSIFICATION

POS	NO	CL	NAME	NAT	ENTRY	LAPS	TIME	GAP	DIFF	MPH	BEST	ON
1	8	P	Tim BRIDGMAN	GBR	Team Parker Racing	15	21:04.274			90.76	1:23.364	3
2	60	P	Stefan HODGETTS	GBR	Porsche Motorsport	15	21:05.241	0.967	0.967	90.69	1:23.361	3
3	2	P	Tim HARVEY	GBR	Red Line Racing	15	21:05.980	1.706	0.739	90.63	1:23.184	2
4	5	P	Sam HANCOCK	GBR	Jota	15	21:08.446	4.172	2.466	90.46	1:23.340	3
5	44	P	Michael CAINE	GBR	Team Parker Racing	15	21:12.155	7.881	3.709	90.19	1:23.416	3
6	6	P	Phil QUAIFFE	GBR	Jota	15	21:14.815	10.541	2.660	90.01	1:23.739	4
7	7	P	Charles BATEMAN	GBR	Team Parker Racing	15	21:17.505	13.231	2.690	89.82	1:23.471	5
8	15	A1	Nigel RICE	GBR	Red Line Racing	15	21:33.417	29.143	15.912	88.71	1:24.583	2
9	45	A2	Glynn GEDDIE	GBR	Porsche Motorsport	15	21:41.560	37.286	8.143	88.16	1:25.159	2
10	34	A1	Tony GILHAM	GBR	ReDesign Racing	15	22:28.791	1:24.517	47.231	85.07	1:24.682	2
11	10	A2	Bob LYONS	GBR	Apex Tubulars	14	21:28.872	1 lap	1 lap	83.09	1:29.043	2
12	56	A2	Tommy DREELAN	GBR	Qserv	14	21:34.366	1 lap	5.494	82.74	1:29.826	2

FASTEST LAP

2	P	Tim HARVEY	GBR	Red Line Racing	2	1:23.184	91.96 mph	148.00 kph
15	A1	Nigel RICE	GBR	Red Line Racing	2	1:24.583	90.44 mph	145.55 kph
45	A2	Glynn GEDDIE	GBR	Porsche Motorsport	2	1:25.159	89.83 mph	144.56 kph

Weather / Track : Cloudy / Dry

These results are provisional until the conclusion of any judicial and technical matters.

Croft
Circuit Length = 2.1250 miles
Start: 16:52 End: 17:15

Clerk of Course :	Timekeeper :
-------------------	--------------

Porsche Carrera Cup Great Britain

ROUND 9 - SECTOR ANALYSIS

2	Tim HARVEY				Red Line Racing										
1 -	130.1	34.424	110.7	23.816	110.5	1:29.569	9 -	25.600	133.2	34.444	109.7	24.079	111.5	1:24.123	
2 -	25.478	132.6	34.038	110.6	23.668	111.8	1:23.184	10 -	25.529	133.4	34.493	109.7	23.953	111.3	1:23.975
3 -	25.599	132.6	34.104	110.7	23.687	111.3	1:23.390	11 -	25.567	132.6	34.594	110.2	24.138	111.5	1:24.299
4 -	25.410	132.9	34.048	110.6	23.921	110.9	1:23.379	12 -	25.686	132.9	34.479	109.8	24.201	111.1	1:24.366
5 -	25.716	132.9	34.197	110.7	23.824	111.3	1:23.737	13 -	25.714	132.9	34.681	110.0	23.926	112.2	1:24.321
6 -	25.710	132.1	34.421	109.8	24.180	110.0	1:24.311	14 -	25.614	132.9	34.900	109.3	24.043	111.7	1:24.557
7 -	25.908	132.9	34.356	110.2	23.957	111.7	1:24.221	15 -	25.642	132.6	34.842	110.0	24.155	111.5	1:24.639
8 -	25.374	132.9	34.660	110.4	23.875	111.3	1:23.909								
5	Sam HANCOCK				Jota										
1 -	130.1	34.470	110.4	23.924	111.8	1:29.971	9 -	25.691	131.1	34.856	108.4	24.297	110.2	1:24.844	
2 -	25.510	132.1	33.954	110.6	23.897	111.7	1:23.361	10 -	25.775	131.8	34.487	109.5	24.123	111.1	1:24.385
3 -	25.257	133.4	34.219	109.1	23.864	111.3	1:23.340	11 -	25.709	130.8	34.333	109.7	24.155	111.8	1:24.197
4 -	25.225	133.4	34.206	110.4	24.172	110.2	1:23.603	12 -	25.808	130.1	34.393	110.0	24.233	110.7	1:24.434
5 -	25.500	131.3	34.367	109.3	23.993	111.5	1:23.860	13 -	25.845	131.6	34.598	110.4	24.100	110.4	1:24.543
6 -	25.348	132.4	34.354	108.8	24.233	109.8	1:23.935	14 -	25.802	131.1	34.579	109.3	24.427	111.5	1:24.808
7 -	25.810	132.4	34.315	109.7	24.244	111.1	1:24.369	15 -	25.674	131.8	34.587	109.3	24.277	110.7	1:24.538
8 -	25.783	131.8	34.311	109.3	24.164	110.9	1:24.258								
6	Phil QUAIFE				Jota										
1 -	129.8	35.087	109.5	24.004	111.8	1:31.491	9 -	25.719	131.3	34.551	108.9	24.274	110.9	1:24.544	
2 -	25.365	132.6	34.468	110.2	24.038	111.7	1:23.871	10 -	25.716	132.4	34.527	109.1	24.379	110.5	1:24.622
3 -	25.395	132.4	34.315	109.5	24.127	110.9	1:23.837	11 -	25.689	131.1	34.680	109.3	24.327	110.4	1:24.696
4 -	25.367	131.8	34.373	110.0	23.999	111.5	1:23.739	12 -	25.808	131.1	34.737	109.8	24.304	111.1	1:24.849
5 -	25.266	132.6	34.484	110.0	24.250	110.7	1:24.000	13 -	25.739	132.6	35.446	109.5	24.281	111.7	1:25.466
6 -	25.499	131.6	34.388	109.8	24.173	110.7	1:24.060	14 -	25.835	130.3	35.290	108.8	24.305	111.1	1:25.430
7 -	25.563	130.8	34.429	109.3	24.317	109.8	1:24.309	15 -	25.517	132.4	34.959	109.1	24.552	110.9	1:25.028
8 -	25.785	132.1	34.630	109.5	24.458	109.8	1:24.873								
7	Charles BATEMAN				Team Parker Racing										
1 -	128.3	36.196	107.7	23.988	110.4	1:34.150	9 -	25.631	130.8	34.418	108.6	24.120	109.8	1:24.169	
2 -	25.747	131.1	34.561	110.7	24.221	111.1	1:24.529	10 -	25.882	129.8	34.600	108.9	24.294	109.8	1:24.776
3 -	25.578	132.6	34.670	110.9	26.226	107.9	1:26.474	11 -	25.666	130.8	34.445	110.2	24.121	110.2	1:24.232
4 -	25.526	131.3	34.203	111.1	24.148	110.4	1:23.877	12 -	25.691	129.8	34.371	108.4	24.240	110.5	1:24.302
5 -	25.292	131.6	34.279	110.6	23.900	110.2	1:23.471	13 -	25.756	130.8	34.571	108.8	24.448	110.2	1:24.775
6 -	25.722	130.3	34.357	110.7	24.007	110.0	1:24.086	14 -	25.850	131.1	35.128	107.0	24.261	111.3	1:25.239
7 -	25.476	130.6	34.458	110.7	23.943	110.2	1:23.877	15 -	25.632	131.1	34.649	109.5	25.262	105.5	1:25.543
8 -	25.494	131.1	34.440	108.6	24.071	109.8	1:24.005								
8	Tim BRIDGMAN				Team Parker Racing										
1 -	131.3	34.192	110.0	24.072	110.5	1:28.475	9 -	25.657	130.3	34.337	108.9	24.104	109.8	1:24.098	
2 -	25.509	131.8	34.194	110.4	23.775	109.8	1:23.478	10 -	25.731	130.3	34.349	109.5	23.908	109.6	1:23.988
3 -	25.629	131.6	33.940	111.3	23.795	110.2	1:23.364	11 -	25.555	131.1	34.360	108.4	23.878	109.5	1:23.793
4 -	25.474	132.4	34.095	110.4	23.973	109.6	1:23.542	12 -	25.614	130.8	34.416	109.1	24.358	110.4	1:24.388
5 -	25.593	131.6	34.201	109.8	23.982	109.6	1:23.776	13 -	25.729	131.1	35.458	106.0	24.146	110.0	1:25.333
6 -	25.666	131.3	34.199	109.8	23.898	109.6	1:23.763	14 -	25.652	131.1	34.610	108.1	24.049	110.2	1:24.311
7 -	25.527	131.3	34.344	109.8	23.928	109.6	1:23.799	15 -	25.644	131.3	34.526	109.5	24.116	110.2	1:24.286
8 -	25.472	130.8	34.375	110.0	24.033	109.6	1:23.880								
10	Bob LYONS				Apex Tubulars										
1 -	124.0	37.412	106.7	25.317	109.8	1:39.352	8 -	27.754	125.0	37.469	104.9	25.430	109.6	1:30.653	
2 -	27.428	126.4	36.533	107.5	25.082	109.8	1:29.043	9 -	27.806	125.2	37.144	105.5	25.436	110.2	1:30.386
3 -	27.863	123.4	36.945	105.2	26.106	109.3	1:30.914	10 -	27.710	126.1	37.751	105.0	25.335	110.4	1:30.796
4 -	27.705	126.1	37.607	105.5	25.579	109.1	1:30.891	11 -	28.010	124.0	38.487	105.2	25.670	109.5	1:32.167
5 -	27.597	126.1	37.364	105.5	25.404	109.5	1:30.365	12 -	28.142	125.4	38.941	100.6	27.465	109.8	1:34.548
6 -	28.014	125.0	37.028	106.0	25.509	109.8	1:30.551	13 -	28.475	114.3	40.325	99.9	26.385	109.5	1:35.185
7 -	27.642	126.6	37.126	105.2	25.426	110.0	1:30.194	14 -	28.390	122.0	39.162	101.8	26.275	108.4	1:33.827
15	Nigel RICE				Red Line Racing										
1 -	128.3	36.055	109.7	23.882	110.4	1:33.676	9 -	26.211	129.1	34.936	108.9	24.394	110.0	1:25.541	
2 -	25.812	131.8	34.715	108.8	24.056	111.1	1:24.583	10 -	26.247	129.1	34.814	108.8	24.206	110.2	1:25.267
3 -	25.731	132.4	34.696	110.4	27.708	108.7	1:28.135	11 -	26.051	130.6	34.924	109.5	24.367	110.5	1:25.342

Croft
Circuit Length = 2.1250 miles
Start: 16:52 End: 17:15

Weather / Track : Cloudy / Dry

Porsche Carrera Cup Great Britain

ROUND 9 - SECTOR ANALYSIS

4 -	26.077	131.3	35.054	108.2	24.489	111.5	1:25.620	12 -	26.190	130.1	35.060	108.6	24.270	110.4	1:25.520	
5 -	26.172	130.6	34.974	110.0	24.487	110.2	1:25.633	13 -	26.229	129.6	35.244	109.5	24.247	109.6	1:25.720	
6 -	26.111	131.3	35.084	108.9	24.391	110.4	1:25.586	14 -	26.333	130.6	35.070	108.8	24.379	110.4	1:25.782	
7 -	26.091	129.8	34.729	109.7	24.063	109.3	1:24.883	15 -	26.240	129.3	35.637	108.6	25.253	109.5	1:27.130	
8 -	25.960	129.8	34.810	109.5	24.229	109.3	1:24.999									
34	Tony GILHAM							ReDesign Racing								
1 -		129.6	35.544	109.3	24.033	111.1	1:32.793	9 -	39.628	126.4	36.733	106.5	25.044	110.4	1:41.405	
2 -	25.743	132.1	34.886	110.2	24.053	110.9	1:24.682	10 -	26.867	127.6	36.343	106.2	25.206	110.2	1:28.416	
3 -	25.738	130.8	35.067	109.8	35.780	112.0	1:36.585	11 -	26.629	127.8	37.073	101.2	25.633	110.9	1:29.335	
4 -	26.066	129.3	35.077	108.9	24.229	110.5	1:25.372	12 -	27.723	120.3	37.575	102.5	25.703	106.7	1:31.001	
5 -	26.026	129.1	35.062	108.9	24.189	110.4	1:25.277	13 -	28.040	122.7	37.461	103.6	25.384	106.3	1:30.885	
6 -	26.077	130.1	34.745	108.9	24.188	110.5	1:25.010	14 -	28.138	121.4	37.419	100.9	26.231	102.4	1:31.788	
7 -	26.141	128.8	34.897	109.3	24.050	110.7	1:25.088	15 -	29.182	121.1	39.391	98.1	27.804	86.2	1:36.377	
8 -	25.883	129.1	34.802	109.1	24.092	110.4	1:24.777									
44	Michael CAINE							Team Parker Racing								
1 -		131.3	35.094	111.1	23.925	110.9	1:31.153	9 -	25.556	131.6	34.518	110.2	24.180	110.0	1:24.254	
2 -	25.397	133.2	34.346	111.5	23.708	110.5	1:23.451	10 -	26.074	130.3	34.638	109.8	24.115	110.4	1:24.827	
3 -	25.419	133.2	34.186	110.4	23.811	111.1	1:23.416	11 -	25.723	130.8	34.491	110.2	24.163	110.9	1:24.377	
4 -	25.451	132.1	34.452	110.2	23.761	111.3	1:23.664	12 -	25.728	131.6	34.679	110.0	24.336	110.5	1:24.743	
5 -	25.349	133.2	34.429	110.2	23.877	110.5	1:23.655	13 -	26.214	129.1	34.831	109.5	24.228	110.7	1:25.273	
6 -	25.627	131.1	34.308	110.7	24.006	110.9	1:23.941	14 -	26.669	126.4	34.985	109.7	24.283	110.9	1:25.937	
7 -	25.670	131.1	34.519	109.7	24.054	110.0	1:24.243	15 -	25.743	130.6	34.666	109.5	24.374	110.9	1:24.783	
8 -	25.748	132.1	34.699	110.0	23.991	110.5	1:24.438									
45	Glynn GEDDIE							Porsche Motorsport								
1 -		127.8	36.340	104.5	24.518	109.6	1:35.002	9 -	26.229	131.3	35.388	108.6	24.475	110.0	1:26.092	
2 -	25.952	131.6	34.969	107.9	24.238	111.1	1:25.159	10 -	25.722	132.1	35.302	108.9	24.488	110.9	1:25.512	
3 -	25.851	130.6	34.500	109.1	25.304	109.1	1:25.655	11 -	26.288	130.3	35.269	108.9	24.741	110.9	1:26.298	
4 -	26.184	127.6	35.308	107.0	24.325	111.1	1:25.817	12 -	26.372	131.6	35.111	108.1	24.820	110.9	1:26.303	
5 -	26.041	129.8	35.116	109.8	24.521	110.0	1:25.678	13 -	26.689	130.6	35.690	108.1	24.898	110.7	1:27.277	
6 -	26.076	131.1	35.187	108.9	24.600	109.6	1:25.863	14 -	26.551	130.8	36.174	107.9	24.934	109.6	1:27.659	
7 -	26.588	127.3	34.792	106.0	24.577	110.5	1:25.957	15 -	26.684	128.3	35.797	108.2	25.067	110.9	1:27.548	
8 -	26.147	125.4	35.135	107.5	24.458	109.8	1:25.740									
56	Tommy DREELAN							Qserv								
1 -		125.9	37.266	107.2	24.824	110.4	1:37.560	8 -	27.832	128.3	37.444	105.5	25.431	109.3	1:30.707	
2 -	27.493	128.1	37.302	104.5	25.031	110.0	1:29.826	9 -	28.063	127.3	37.847	106.9	25.736	109.6	1:31.646	
3 -	27.750	128.1	37.819	105.4	25.696	109.5	1:31.265	10 -	27.835	127.6	38.339	103.1	25.388	110.0	1:31.562	
4 -	27.805	128.6	38.946	106.7	25.666	110.4	1:32.417	11 -	28.185	125.4	38.264	103.7	28.109	109.6	1:34.558	
5 -	28.012	129.3	37.807	106.4	25.491	110.5	1:31.310	12 -	29.043	116.3	39.580	103.9	26.308	109.8	1:34.931	
6 -	27.986	128.1	37.833	105.4	25.470	109.6	1:31.289	13 -	28.662	126.1	38.275	105.5	25.597	110.2	1:32.534	
7 -	27.961	128.1	37.618	105.0	25.673	110.0	1:31.252	14 -	28.568	124.0	38.568	103.1	26.373	109.5	1:33.509	
60	Stefan HODGETTS							Porsche Motorsport								
1 -		129.6	34.025	111.3	23.880	110.9	1:28.733	9 -	25.594	131.6	34.219	109.8	23.924	111.3	1:23.737	
2 -	25.748	131.1	34.076	111.1	23.781	110.9	1:23.605	10 -	25.591	131.3	34.437	110.0	24.089	110.5	1:24.117	
3 -	25.592	132.1	33.975	111.8	23.794	110.7	1:23.361	11 -	25.607	131.8	34.417	109.5	24.108	110.7	1:24.132	
4 -	25.487	131.6	34.023	109.8	23.923	110.2	1:23.433	12 -	25.706	131.3	34.551	110.2	24.636	110.7	1:24.893	
5 -	25.658	131.6	34.183	111.1	23.867	111.1	1:23.708	13 -	25.668	131.8	34.515	107.4	24.048	111.7	1:24.231	
6 -	25.882	131.3	34.315	109.3	24.275	110.4	1:24.472	14 -	25.779	130.8	34.645	110.0	24.104	110.5	1:24.528	
7 -	25.731	129.6	34.292	109.7	23.865	110.5	1:23.888	15 -	25.744	131.3	34.533	110.0	24.116	111.1	1:24.393	
8 -	25.470	131.3	34.423	110.4	24.117	110.2	1:24.010									

Croft
Circuit Length = 2.1250 miles
Start: 16:52 End: 17:15

Weather / Track : Cloudy / Dry

Porsche Carrera Cup Great Britain
ROUND 9 - SPEED TRAPS

SECTOR 1				SECTOR 2			FINISH LINE			
POS	NO	NAME	MPH	NO	NAME	MPH	NO	NAME	MPH	
1	2	Tim HARVEY	133.4	60	Stefan HODGETTS	111.8	2	Tim HARVEY	112.2	
2	5	Sam HANCOCK	133.4	44	Michael CAINE	111.5	34	Tony GILHAM	112.0	
3	44	Michael CAINE	133.2	8	Tim BRIDGMAN	111.3	5	Sam HANCOCK	111.8	
4	6	Phil QUAIFFE	132.6	7	Charles BATEMAN	111.1	6	Phil QUAIFFE	111.8	
5	7	Charles BATEMAN	132.6	2	Tim HARVEY	110.7	60	Stefan HODGETTS	111.7	
6	8	Tim BRIDGMAN	132.4	5	Sam HANCOCK	110.6	15	Nigel RICE	111.5	
7	15	Nigel RICE	132.4	15	Nigel RICE	110.4	7	Charles BATEMAN	111.3	
8	34	Tony GILHAM	132.1	6	Phil QUAIFFE	110.2	44	Michael CAINE	111.3	
9	45	Glynn GEDDIE	132.1	34	Tony GILHAM	110.2	45	Glynn GEDDIE	111.1	
10	60	Stefan HODGETTS	132.1	45	Glynn GEDDIE	109.8	8	Tim BRIDGMAN	110.5	
11	56	Tommy DREELAN	129.3	10	Bob LYONS	107.5	56	Tommy DREELAN	110.5	
12	10	Bob LYONS	126.6	56	Tommy DREELAN	107.2	10	Bob LYONS	110.4	

Weather / Track : Cloudy / Dry

www.tsl-timing.com

Croft
 Circuit Length = 2.1250 miles
 Start: 16:52 End: 17:15

Printed - 17.16 Saturday, 31 May 2008

Porsche Carrera Cup Great Britain

ROUND 9 - BEST SECTOR TIMES

SECTOR 1			SECTOR 2			SECTOR 3			IDEAL / BEST COMPARISON							
POS	NO	NAME	TIME	NO	NAME	TIME	NO	NAME	TIME	POS	NO	NAME	IDEAL	BEST	DIFF	
1	5	HANCOCK	25.225	8	BRIDGMAN	33.940	2	HARVEY	23.668	1	5	HANCOCK	1:23.043	1:23.340	0.297	
2	6	QUAIFE	25.266	5	HANCOCK	33.954	44	CAINE	23.708	2	2	HARVEY	1:23.080	1:23.184	0.104	
3	7	BATEMAN	25.292	60	HODGETTS	33.975	8	BRIDGMAN	23.775	3	8	BRIDGMAN	1:23.187	1:23.364	0.177	
4	44	CAINE	25.349	2	HARVEY	34.038	60	HODGETTS	23.781	4	60	HODGETTS	1:23.226	1:23.361	0.135	
5	2	HARVEY	25.374	44	CAINE	34.186	5	HANCOCK	23.864	5	44	CAINE	1:23.243	1:23.416	0.173	
6	60	HODGETTS	25.470	7	BATEMAN	34.203	15	RICE	23.882	6	7	BATEMAN	1:23.395	1:23.471	0.076	
7	8	BRIDGMAN	25.472	6	QUAIFE	34.315	7	BATEMAN	23.900	7	6	QUAIFE	1:23.580	1:23.739	0.159	
8	45	GEDDIE	25.722	45	GEDDIE	34.500	6	QUAIFE	23.999	8	15	RICE	1:24.309	1:24.583	0.274	
9	15	RICE	25.731	15	RICE	34.696	34	GILHAM	24.033	9	45	GEDDIE	1:24.460	1:25.159	0.699	
10	34	GILHAM	25.738	34	GILHAM	34.745	45	GEDDIE	24.238	10	34	GILHAM	1:24.516	1:24.682	0.166	
11	10	LYONS	27.428	10	LYONS	36.533	56	DREELAN	24.824	11	10	LYONS	1:29.043	1:29.043	0.000	
12	56	DREELAN	27.493	56	DREELAN	37.266	10	LYONS	25.082	12	56	DREELAN	1:29.583	1:29.826	0.243	
												Perfect Lap		1:22.833		

Porsche Carrera Cup Great Britain
ROUND 9 - LAP CHART

Lap 1			Lap 2			Lap 3			Lap 4			Lap 5		
No	Behind	Laptime	No	Behind	Laptime	No	Behind	Laptime	No	Behind	Laptime	No	Behind	Laptime
8		1:28.475	8		1:23.478	8		1:23.364	8		1:23.542	8		1:23.776
60	0.258	1:28.733	60	0.385	1:23.605	60	0.382	1:23.361	60	0.273	1:23.433	60	0.205	1:23.708
2	1.094	1:29.569	2	0.800	1:23.184	2	0.826	1:23.390	2	0.663	1:23.379	2	0.624	1:23.737
5	1.496	1:29.971	5	1.379	1:23.361	5	1.355	1:23.340	5	1.416	1:23.603	5	1.500	1:23.860
44	2.678	1:31.153	44	2.651	1:23.451	44	2.703	1:23.416	44	2.825	1:23.664	44	2.704	1:23.655
6	3.016	1:31.491	6	3.409	1:23.871	6	3.882	1:23.837	6	4.079	1:23.739	6	4.303	1:24.000
34	4.318	1:32.793	34	5.522	1:24.682	7	9.836	1:26.474	7	10.171	1:23.877	7	9.866	1:23.471
15	5.201	1:33.676	15	6.306	1:24.583	45	10.499	1:25.655	45	12.774	1:25.817	45	14.676	1:25.678
7	5.675	1:34.150	7	6.726	1:24.529	15	11.077	1:28.135	15	13.155	1:25.620	15	15.012	1:25.633
45	6.527	1:35.002	45	8.208	1:25.159	34	18.743	1:36.585	34	20.573	1:25.372	34	22.074	1:25.277
56	9.085	1:37.560	56	15.433	1:29.826	56	23.334	1:31.265	10	31.341	1:30.891	10	37.930	1:30.365
10	10.877	1:39.352	10	16.442	1:29.043	10	23.992	1:30.914	56	32.209	1:32.417	56	39.743	1:31.310

Porsche Carrera Cup Great Britain
ROUND 9 - LAP CHART

Lap 6			Lap 7			Lap 8			Lap 9			Lap 10		
No	Behind	Laptime	No	Behind	Laptime	No	Behind	Laptime	No	Behind	Laptime	No	Behind	Laptime
8		1:23.763	8		1:23.799	8		1:23.880	8		1:24.098	8		1:23.988
60	0.914	1:24.472	60	1.003	1:23.888	60	1.133	1:24.010	60	0.772	1:23.737	60	0.901	1:24.117
2	1.172	1:24.311	2	1.594	1:24.221	2	1.623	1:23.909	2	1.648	1:24.123	2	1.635	1:23.975
5	1.672	1:23.935	5	2.242	1:24.369	5	2.620	1:24.258	5	3.366	1:24.844	5	3.763	1:24.385
44	2.882	1:23.941	44	3.326	1:24.243	44	3.884	1:24.438	44	4.040	1:24.254	44	4.879	1:24.827
6	4.600	1:24.060	6	5.110	1:24.309	6	6.103	1:24.873	6	6.549	1:24.544	6	7.183	1:24.622
7	10.189	1:24.086	7	10.267	1:23.877	7	10.392	1:24.005	7	10.463	1:24.169	7	11.251	1:24.776
45	16.776	1:25.863	15	17.919	1:24.883	15	19.038	1:24.999	15	20.481	1:25.541	15	21.760	1:25.267
15	16.835	1:25.586	45	18.934	1:25.957	45	20.794	1:25.740	45	22.788	1:26.092	45	24.312	1:25.512
34	23.321	1:25.010	34	24.610	1:25.088	34	25.507	1:24.777	34	42.814	1:41.405	34	47.242	1:28.416
10	44.718	1:30.551	10	51.113	1:30.194	10	57.886	1:30.653	10	1:04.174	1:30.386	10	1:10.982	1:30.796
56	47.269	1:31.289	56	54.722	1:31.252	56	1:01.549	1:30.707	56	1:09.097	1:31.646	56	1:16.671	1:31.562

Porsche Carrera Cup Great Britain
ROUND 9 - LAP CHART

Lap 11			Lap 12			Lap 13			Lap 14			Lap 15		
No	Behind	Laptime	No	Behind	Laptime	No	Behind	Laptime	No	Behind	Laptime	No	Behind	Laptime
8		1:23.793	8		1:24.388	8		1:25.333	8		1:24.311	8		1:24.286
60	1.240	1:24.132	60	1.745	1:24.893	60	0.643	1:24.231	60	0.860	1:24.528	60	0.967	1:24.393
2	2.141	1:24.299	2	2.119	1:24.366	2	1.107	1:24.321	2	1.353	1:24.557	2	1.706	1:24.639
5	4.167	1:24.197	56	1 LAP	1:34.558	5	3.423	1:24.543	5	3.920	1:24.808	5	4.172	1:24.538
44	5.463	1:24.377	5	4.213	1:24.434	10	1 LAP	1:34.548	44	7.384	1:25.937	44	7.881	1:24.783
6	8.086	1:24.696	44	5.818	1:24.743	44	5.758	1:25.273	6	9.799	1:25.430	6	10.541	1:25.028
7	11.690	1:24.232	6	8.547	1:24.849	6	8.680	1:25.466	7	11.974	1:25.239	7	13.231	1:25.543
15	23.309	1:25.342	7	11.604	1:24.302	7	11.046	1:24.775	10	1 LAP	1:35.185	10	1 LAP	1:33.827
45	26.817	1:26.298	15	24.441	1:25.520	56	1 LAP	1:34.931	56	1 LAP	1:32.534	15	29.143	1:27.130
34	52.784	1:29.335	45	28.732	1:26.303	15	24.828	1:25.720	15	26.299	1:25.782	56	1 LAP	1:33.509
10	1:19.356	1:32.167	34	59.397	1:31.001	45	30.676	1:27.277	45	34.024	1:27.659	45	37.286	1:27.548
						34	1:04.949	1:30.885	34	1:12.426	1:31.788	34	1:24.517	1:36.377

Porsche Carrera Cup Great Britain

ROUND 9 - POSITION CHART

No	Name	Laps Pos	1	2	3	4	5	6	7	8	9	10	11	12	13	14	15
			8	BRIDGMAN	1	8	8	8	8	8	8	8	8	8	8	8	8
60	HODGETTS	2	60	60	60	60	60	60	60	60	60	60	60	60	60	60	60
2	HARVEY	3	2	2	2	2	2	2	2	2	2	2	2	2	2	2	2
5	HANCOCK	4	5	5	5	5	5	5	5	5	5	5	5	5	5	5	5
44	CAINE	5	44	44	44	44	44	44	44	44	44	44	44	44	44	44	44
6	QUAIFE	6	6	6	6	6	6	6	6	6	6	6	6	6	6	6	6
34	GILHAM	7	34	34	7	7	7	7	7	7	7	7	7	7	7	7	7
15	RICE	8	15	15	45	45	45	45	15	15	15	15	15	15	15	15	15
7	BATEMAN	9	7	7	15	15	15	15	45	45	45	45	45	45	45	45	45
45	GEDDIE	10	45	45	34	34	34	34	34	34	34	34	34	34	34	34	34
56	DREELAN	11	56	56	56	10	10	10	10	10	10	10	10	10	10	10	10
10	LYONS	12	10	10	10	56	56	56	56	56	56	56	56	56	56	56	56

Porsche Carrera Cup Great Britain

ROUND 10 - CLASSIFICATION

POS	NO	CL	NAME	NAT	ENTRY	LAPS	TIME	GAP	DIFF	MPH	BEST	ON
1	60	P	Stefan HODGETTS	GBR	Porsche Motorsport	14	20:36.016			86.64	1:24.670	13
2	44	P	Michael CAINE	GBR	Team Parker Racing	14	20:39.890	3.874	3.874	86.37	1:24.859	12
3	2	P	Tim HARVEY	GBR	Red Line Racing	14	20:40.467	4.451	0.577	86.33	1:24.807	12
4	6	P	Phil QUAIFE	GBR	Jota	14	20:49.249	13.233	8.782	85.73	1:25.489	12
5	45	A2	Glynn GEDDIE	GBR	Porsche Motorsport	14	21:16.684	40.668	27.435	83.88	1:27.224	14
6	7	P	Charles BATEMAN	GBR	Team Parker Racing	14	21:16.694	40.678	0.010	83.88	1:24.715	11
7	8	P	Tim BRIDGMAN	GBR	Team Parker Racing	14	22:12.496	1:36.480	55.802	80.37	1:31.206	3
8	5	P	Sam HANCOCK	GBR	Jota	13	20:37.310	1 lap	1 lap	80.37	1:24.778	12
9	34	A1	Tony GILHAM	GBR	ReDesign Racing	13	20:59.505	1 lap	22.195	78.95	1:33.976	3
10	10	A2	Bob LYONS	GBR	Apex Tubulars	13	21:32.638	1 lap	33.133	76.93	1:37.820	4
11	56	A2	Tommy DREELAN	GBR	Qserv	13	21:44.165	1 lap	11.527	76.25	1:38.072	8
NOT CLASSIFIED												
DNF	15	A1	Nigel RICE	GBR	Red Line Racing	5	9:43.295	9 laps	8 laps	65.57	1:28.025	4
FASTEST LAP												
60	P		Stefan HODGETTS	GBR	Porsche Motorsport	13	1:24.670		90.34 mph		145.40 kph	
15	A1		Nigel RICE	GBR	Red Line Racing	4	1:28.025		86.90 mph		139.86 kph	
45	A2		Glynn GEDDIE	GBR	Porsche Motorsport	14	1:27.224		87.70 mph		141.14 kph	

Weather / Track : Cloudy / Drying

These results are provisional until the conclusion of any judicial and technical matters.

Croft
Circuit Length = 2.1250 miles
Start: 15:30 End: 15:52

Clerk of Course :	Timekeeper :
-------------------	--------------

Porsche Carrera Cup Great Britain
ROUND 10 - SECTOR ANALYSIS

2	Tim HARVEY				Red Line Racing										
1 -	119.6	39.421	106.9	27.417	104.2	1:51.910	8 -	25.845	131.6	34.626	110.4	24.972	106.1	1:25.443	
2 -	28.021	127.1	38.105	108.6	26.029	105.5	1:32.155	9 -	25.789	131.6	34.608	110.4	24.885	106.5	1:25.282
3 -	27.633	130.1	36.137	104.0	25.672	105.5	1:29.442	10 -	25.530	132.6	35.302	109.3	25.212	106.0	1:26.044
4 -	26.355	130.8	35.966	110.0	25.967	106.1	1:28.288	11 -	25.926	132.6	34.838	110.7	24.707	106.5	1:25.471
5 -	26.250	129.6	35.147	110.7	25.383	106.0	1:26.780	12 -	25.577	133.4	34.644	110.7	24.586	107.2	1:24.807
6 -	26.430	119.8	36.289	110.0	25.005	105.5	1:27.724	13 -	25.561	132.1	35.174	110.0	24.653	107.0	1:25.388
7 -	25.689	131.8	35.529	109.7	25.082	105.3	1:26.300	14 -	25.541	132.6	34.537	111.1	25.355	106.3	1:25.433
5	Sam HANCOCK				Jota										
1 -	123.1	38.354	94.7	26.845	106.1	1:39.251	8 -	26.739	129.8	35.562	106.7	25.101	106.0	1:27.402	
2 -	27.828	128.1	39.110	104.0	27.028	105.5	1:33.966	9 -	26.264	128.3	36.736	110.6	25.108	105.6	1:28.108
3 -	28.525	125.7	39.286	99.9	27.002	105.5	1:34.813	10 -	25.743	132.4	34.888	109.7	24.596	105.5	1:25.227
4 -	28.480	125.9	38.961	105.5	27.799	105.0	1:35.240	11 -	25.804	130.1	34.963	102.9	24.566	106.0	1:25.333
5 -	29.308	124.5	39.411	104.7	27.334	103.8	1:36.053	12 -	25.610	132.1	34.804	110.6	24.364	106.1	1:24.778
6 -	29.155	124.7	39.502	102.6	In		2:30.391 P	13 -	25.667	132.4	35.082	110.2	24.316	106.0	1:25.065
7 -	Out	123.6	37.571	108.8	25.601	104.0	1:31.683								
6	Phil QUAIFE				Jota										
1 -	123.1	39.787	107.5	27.522	105.3	1:52.698	8 -	25.749	130.6	34.945	110.4	25.262	106.7	1:25.956	
2 -	27.722	128.8	38.191	108.6	26.324	106.3	1:32.237	9 -	25.834	130.6	34.875	108.6	25.312	106.1	1:26.021
3 -	28.636	119.0	36.096	108.9	26.037	106.3	1:30.769	10 -	25.805	130.8	35.483	110.0	25.138	106.0	1:26.426
4 -	26.473	129.8	35.590	109.3	26.662	106.8	1:28.725	11 -	27.185	131.6	35.391	110.4	24.862	107.0	1:27.438
5 -	26.861	130.6	35.067	109.8	25.386	106.0	1:27.314	12 -	25.759	131.6	35.061	109.5	24.669	106.3	1:25.489
6 -	25.819	131.6	36.209	110.0	25.369	106.7	1:27.397	13 -	25.731	131.8	35.120	109.5	24.765	106.1	1:25.616
7 -	25.753	131.6	35.144	108.9	25.494	106.1	1:26.391	14 -	26.805	130.8	35.157	110.0	24.810	106.8	1:26.772
7	Charles BATEMAN				Team Parker Racing										
1 -	116.7	41.845	101.5	27.513	104.3	1:55.415	8 -	26.225	129.6	41.209	108.6	24.701	105.5	1:32.135	
2 -	29.322	126.6	37.488	107.0	26.636	106.0	1:33.446	9 -	25.962	129.6	34.990	108.8	25.769	105.6	1:26.721
3 -	28.760	126.1	36.984	107.7	26.272	105.5	1:32.016	10 -	25.906	130.1	34.848	108.6	24.682	105.5	1:25.436
4 -	26.334	131.3	35.942	108.9	25.610	106.5	1:27.886	11 -	25.821	129.8	34.502	109.8	24.392	106.3	1:24.715
5 -	26.750	127.1	37.419	107.7	37.946	104.2	1:42.115	12 -	25.806	129.8	34.755	107.5	25.200	105.8	1:25.761
6 -	26.684	129.1	36.968	108.1	25.050	105.5	1:28.702	13 -	26.025	129.3	36.589	109.1	25.898	104.5	1:28.512
7 -	26.230	128.6	35.567	108.4	25.274	104.5	1:27.071	14 -	26.181	127.6	34.979	108.6	25.603	105.0	1:26.763
8	Tim BRIDGMAN				Team Parker Racing										
1 -	126.9	38.110	105.4	26.240	104.8	1:37.368	8 -	28.524	125.0	39.697	98.8	26.860	103.8	1:35.081	
2 -	28.075	126.6	37.404	106.4	26.217	104.8	1:31.696	9 -	28.497	124.0	39.598	101.1	27.404	103.0	1:35.499
3 -	27.873	128.1	36.943	104.5	26.390	105.0	1:31.206	10 -	29.353	124.3	39.671	101.5	27.104	103.7	1:36.128
4 -	27.834	126.6	37.413	103.7	26.659	104.3	1:31.906	11 -	28.997	124.0	39.892	101.7	26.916	103.7	1:35.805
5 -	28.512	127.3	38.328	103.7	27.093	104.5	1:33.933	12 -	29.679	123.8	42.063	99.6	27.246	103.3	1:38.988
6 -	28.858	125.0	39.804	105.4	26.763	104.3	1:35.425	13 -	29.816	124.3	40.807	102.3	27.146	103.8	1:37.769
7 -	28.274	125.2	38.637	102.3	26.802	104.0	1:33.713	14 -	29.805	122.9	40.838	101.4	27.336	103.2	1:37.979
10	Bob LYONS				Apex Tubulars										
1 -	121.1	40.959	101.2	27.255	104.6	1:45.063	8 -	30.004	121.4	40.972	99.4	27.564	104.0	1:38.540	
2 -	29.600	124.0	41.023	100.9	28.121	104.8	1:38.744	9 -	29.838	121.1	41.555	96.7	28.620	104.6	1:40.013
3 -	30.491	119.0	42.481	103.1	27.314	105.5	1:40.286	10 -	30.002	120.7	41.748	101.5	27.229	104.5	1:38.979
4 -	29.411	121.4	40.921	102.6	27.488	104.2	1:37.820	11 -	29.969	121.8	40.864	99.7	27.479	104.6	1:38.312
5 -	30.283	123.8	42.034	101.2	27.532	105.0	1:39.849	12 -	29.630	124.7	41.532	99.9	27.286	105.0	1:38.448
6 -	29.714	122.2	41.926	99.9	27.817	104.5	1:39.457	13 -	29.537	117.3	41.575	101.4	28.087	103.7	1:39.199
7 -	29.770	122.0	40.907	97.5	27.251	105.0	1:37.928								
15	Nigel RICE				Red Line Racing										
1 -	108.9	41.847	105.0	28.220	105.1	1:55.576	4 -	26.512	130.6	35.829	109.5	25.684	105.3	1:28.025	
2 -	28.451	127.6	37.746	108.4	26.869	105.5	1:33.066	5 -	26.769	126.4	37.558	105.7	33.315	104.5	1:37.642
3 -	27.412	129.6	37.988	109.5	26.362	105.5	1:31.762								
34	Tony GILHAM				ReDesign Racing										
1 -	125.7	38.742	102.8	27.252	106.0	1:40.790	8 -	29.170	123.8	39.809	102.5	27.582	104.0	1:36.561	
2 -	28.363	126.4	39.221	103.1	26.984	106.0	1:34.568	9 -	29.103	123.8	40.060	102.3	27.603	103.8	1:36.766
3 -	28.241	127.1	38.689	104.0	27.046	105.8	1:33.976	10 -	29.328	123.8	40.460	101.2	27.557	103.7	1:37.345

Croft
Circuit Length = 2.1250 miles
Start: 15:30 End: 15:52

Weather / Track : Cloudy / Drying

Porsche Carrera Cup Great Britain
ROUND 10 - SECTOR ANALYSIS

4 -	28.878	126.9	39.167	104.2	26.906	106.0	1:34.951	11 -	29.253	123.6	40.258	101.7	27.994	102.9	1:37.505	
5 -	28.539	126.4	39.871	101.8	28.442	105.0	1:36.852	12 -	29.505	112.8	43.357	101.5	27.682	102.7	1:40.544	
6 -	28.669	125.7	39.351	103.7	27.512	104.5	1:35.532	13 -	29.367	124.7	40.109	102.8	28.021	103.8	1:37.497	
7 -	28.960	125.0	40.374	101.5	27.284	104.3	1:36.618									
44	Michael CAINE							Team Parker Racing								
1 -	120.5	38.993	107.0	27.042	105.3	1:49.331	8 -	25.785	130.3	34.923	109.7	24.825	106.5	1:25.533		
2 -	28.361	124.5	37.843	105.0	26.375	106.0	1:32.579	9 -	25.639	131.3	34.907	110.0	24.771	106.1	1:25.317	
3 -	26.759	128.6	36.031	108.8	25.837	106.0	1:28.627	10 -	25.628	131.6	35.555	110.4	24.853	106.0	1:26.036	
4 -	27.754	127.1	37.291	107.2	25.807	106.3	1:30.852	11 -	26.172	131.3	34.892	110.2	24.433	106.3	1:25.497	
5 -	26.058	129.8	35.166	110.2	25.614	105.1	1:26.838	12 -	25.596	132.4	34.555	110.0	24.708	106.1	1:24.859	
6 -	26.702	125.9	35.265	110.0	25.344	105.5	1:27.311	13 -	25.731	130.3	35.104	110.6	24.483	107.0	1:25.318	
7 -	26.040	129.6	35.173	108.9	25.171	105.5	1:26.384	14 -	25.671	130.6	34.608	111.1	25.129	104.3	1:25.408	
45	Glynn GEDDIE							Porsche Motorsport								
1 -	117.7	42.945	104.5	27.861	103.2	1:54.927	8 -	26.922	126.9	37.880	109.5	25.819	105.8	1:30.621		
2 -	28.525	126.1	37.962	105.4	26.428	105.6	1:32.915	9 -	26.673	130.1	36.115	109.5	25.846	105.3	1:28.634	
3 -	27.512	127.8	38.312	107.5	25.717	105.6	1:31.541	10 -	26.570	129.8	36.020	109.7	26.058	105.8	1:28.648	
4 -	26.764	129.6	36.048	109.3	25.745	105.1	1:28.557	11 -	26.656	128.8	35.610	109.1	25.940	105.3	1:28.206	
5 -	27.069	125.2	37.619	105.4	26.475	105.0	1:31.163	12 -	26.154	129.8	36.303	109.3	25.166	106.0	1:27.623	
6 -	26.820	128.3	36.494	107.7	25.987	104.6	1:29.301	13 -	25.900	131.6	37.388	108.2	25.633	105.8	1:28.921	
7 -	26.574	129.3	35.982	108.8	25.847	104.8	1:28.403	14 -	25.904	131.3	35.312	109.8	26.008	104.8	1:27.224	
56	Tommy DREELAN							Qserv								
1 -	120.9	41.581	102.5	27.867	105.1	1:46.825	8 -	29.866	124.3	40.827	104.7	27.379	105.6	1:38.072		
2 -	31.274	110.0	42.320	102.9	28.091	105.1	1:41.685	9 -	29.147	125.9	43.114	102.9	27.542	105.3	1:39.803	
3 -	31.295	117.5	40.928	102.1	27.825	105.8	1:40.048	10 -	30.149	124.3	41.410	103.6	27.739	105.5	1:39.298	
4 -	29.871	119.2	40.759	101.7	28.020	105.5	1:38.650	11 -	29.873	123.1	41.742	103.7	28.851	104.5	1:40.466	
5 -	29.553	121.4	41.215	99.7	27.885	105.5	1:38.653	12 -	30.259	123.1	41.761	103.2	28.101	105.5	1:40.121	
6 -	29.770	120.3	41.684	99.6	28.069	105.5	1:39.523	13 -	30.060	119.8	42.717	102.1	28.205	105.6	1:40.982	
7 -	29.916	117.3	41.998	102.6	28.125	105.6	1:40.039									
60	Stefan HODGETTS							Porsche Motorsport								
1 -	124.0	39.382	106.2	27.356	105.3	1:48.189	8 -	25.750	131.1	34.556	110.6	24.926	106.8	1:25.232		
2 -	28.048	127.6	37.343	108.1	26.070	105.8	1:31.461	9 -	25.571	131.8	34.681	110.9	25.096	106.1	1:25.348	
3 -	27.176	128.3	35.969	108.9	27.031	106.0	1:30.176	10 -	26.074	131.8	35.861	110.4	24.934	106.7	1:26.869	
4 -	27.201	129.8	35.765	110.9	25.463	105.8	1:28.429	11 -	25.795	131.8	34.625	110.7	24.757	106.8	1:25.177	
5 -	26.402	124.3	35.102	110.6	26.811	105.3	1:28.315	12 -	25.754	131.1	34.535	110.2	24.458	107.0	1:24.747	
6 -	26.552	130.1	34.470	109.8	25.140	105.8	1:26.162	13 -	25.643	131.8	34.712	110.9	24.315	107.2	1:24.670	
7 -	25.803	130.8	35.032	110.0	24.952	106.3	1:25.787	14 -	25.972	130.1	34.733	110.4	24.749	107.2	1:25.454	

Porsche Carrera Cup Great Britain
ROUND 10 - SPEED TRAPS

SECTOR 1				SECTOR 2			FINISH LINE		
POS	NO	NAME	MPH	NO	NAME	MPH	NO	NAME	MPH
1	2	Tim HARVEY	133.4	2	Tim HARVEY	111.1	2	Tim HARVEY	107.2
2	5	Sam HANCOCK	132.4	44	Michael CAINE	111.1	60	Stefan HODGETTS	107.2
3	44	Michael CAINE	132.4	60	Stefan HODGETTS	110.9	6	Phil QUAIFFE	107.0
4	6	Phil QUAIFFE	131.8	5	Sam HANCOCK	110.6	44	Michael CAINE	107.0
5	60	Stefan HODGETTS	131.8	6	Phil QUAIFFE	110.4	7	Charles BATEMAN	106.5
6	45	Glynn GEDDIE	131.6	7	Charles BATEMAN	109.8	5	Sam HANCOCK	106.1
7	7	Charles BATEMAN	131.3	45	Glynn GEDDIE	109.8	34	Tony GILHAM	106.0
8	15	Nigel RICE	130.6	15	Nigel RICE	109.5	45	Glynn GEDDIE	106.0
9	8	Tim BRIDGMAN	128.1	8	Tim BRIDGMAN	106.4	56	Tommy DREELAN	105.8
10	34	Tony GILHAM	127.1	56	Tommy DREELAN	104.7	10	Bob LYONS	105.5
11	56	Tommy DREELAN	125.9	34	Tony GILHAM	104.2	15	Nigel RICE	105.5
12	10	Bob LYONS	124.7	10	Bob LYONS	103.1	8	Tim BRIDGMAN	105.0

Porsche Carrera Cup Great Britain

ROUND 10 - BEST SECTOR TIMES

SECTOR 1			SECTOR 2			SECTOR 3			IDEAL / BEST COMPARISON							
POS	NO	NAME	TIME	NO	NAME	TIME	NO	NAME	TIME	POS	NO	NAME	IDEAL	BEST	DIFF	
1	2	HARVEY	25.530	60	HODGETTS	34.470	60	HODGETTS	24.315	1	60	HODGETTS	1:24.356	1:24.670	0.314	
2	60	HODGETTS	25.571	7	BATEMAN	34.502	5	HANCOCK	24.316	2	44	CAINE	1:24.584	1:24.859	0.275	
3	44	CAINE	25.596	2	HARVEY	34.537	7	BATEMAN	24.392	3	2	HARVEY	1:24.653	1:24.807	0.154	
4	5	HANCOCK	25.610	44	CAINE	34.555	44	CAINE	24.433	4	7	BATEMAN	1:24.700	1:24.715	0.015	
5	6	QUAIFE	25.731	5	HANCOCK	34.804	2	HARVEY	24.586	5	5	HANCOCK	1:24.730	1:24.778	0.048	
6	7	BATEMAN	25.806	6	QUAIFE	34.875	6	QUAIFE	24.669	6	6	QUAIFE	1:25.275	1:25.489	0.214	
7	45	GEDDIE	25.900	45	GEDDIE	35.312	45	GEDDIE	25.166	7	45	GEDDIE	1:26.378	1:27.224	0.846	
8	15	RICE	26.512	15	RICE	35.829	15	RICE	25.684	8	15	RICE	1:28.025	1:28.025	0.000	
9	8	BRIDGMAN	27.834	8	BRIDGMAN	36.943	8	BRIDGMAN	26.217	9	8	BRIDGMAN	1:30.994	1:31.206	0.212	
10	34	GILHAM	28.241	34	GILHAM	38.689	34	GILHAM	26.906	10	34	GILHAM	1:33.836	1:33.976	0.140	
11	56	DREELAN	29.147	56	DREELAN	40.759	10	LYONS	27.229	11	56	DREELAN	1:37.285	1:38.072	0.787	
12	10	LYONS	29.411	10	LYONS	40.864	56	DREELAN	27.379	12	10	LYONS	1:37.504	1:37.820	0.316	
												Perfect Lap		1:24.315		

Porsche Carrera Cup Great Britain
ROUND 10 - LAP CHART

Lap 1			Lap 2			Lap 3			Lap 4			Lap 5		
No	Behind	Laptime	No	Behind	Laptime	No	Behind	Laptime	No	Behind	Laptime	No	Behind	Laptime
8		1:37.368	8		1:31.696	8		1:31.206	8		1:31.906	8		1:33.933
5	1.883	1:39.251	5	4.153	1:33.966	5	7.760	1:34.813	60	6.079	1:28.429	60	0.461	1:28.315
34	3.422	1:40.790	34	6.294	1:34.568	34	9.064	1:33.976	44	9.213	1:30.852	44	2.118	1:26.838
10	7.695	1:45.063	60	10.586	1:31.461	60	9.556	1:30.176	2	9.619	1:28.288	2	2.466	1:26.780
56	9.457	1:46.825	44	12.846	1:32.579	44	10.267	1:28.627	5	11.094	1:35.240	6	5.634	1:27.314
60	10.821	1:48.189	10	14.743	1:38.744	2	13.237	1:29.442	34	12.109	1:34.951	45	12.994	1:31.163
44	11.963	1:49.331	2	15.001	1:32.155	6	15.434	1:30.769	6	12.253	1:28.725	5	13.214	1:36.053
2	14.542	1:51.910	6	15.871	1:32.237	45	19.113	1:31.541	45	15.764	1:28.557	34	15.028	1:36.852
6	15.330	1:52.698	45	18.778	1:32.915	15	20.134	1:31.762	15	16.253	1:28.025	15	19.962	1:37.642
45	17.559	1:54.927	56	19.446	1:41.685	7	20.607	1:32.016	7	16.587	1:27.886	7	24.769	1:42.115
7	18.047	1:55.415	15	19.578	1:33.066	10	23.823	1:40.286	10	29.737	1:37.820	10	35.653	1:39.849
15	18.208	1:55.576	7	19.797	1:33.446	56	28.288	1:40.048	56	35.032	1:38.650	56	39.752	1:38.653

Porsche Carrera Cup Great Britain
ROUND 10 - LAP CHART

Lap 6			Lap 7			Lap 8			Lap 9			Lap 10		
No	Behind	Laptime	No	Behind	Laptime	No	Behind	Laptime	No	Behind	Laptime	No	Behind	Laptime
60		1:26.162	60		1:25.787	60		1:25.232	60		1:25.348	60		1:26.869
44	2.806	1:27.311	44	3.403	1:26.384	44	3.704	1:25.533	44	3.673	1:25.317	5	1 LAP	1:28.108
2	3.567	1:27.724	2	4.080	1:26.300	2	4.291	1:25.443	2	4.225	1:25.282	10	1 LAP	1:40.013
6	6.408	1:27.397	6	7.012	1:26.391	6	7.736	1:25.956	6	8.409	1:26.021	44	2.840	1:26.036
8	8.802	1:35.425	8	16.728	1:33.713	45	23.677	1:30.621	45	26.963	1:28.634	2	3.400	1:26.044
45	15.672	1:29.301	45	18.288	1:28.403	8	26.577	1:35.081	7	36.408	1:26.721	56	1 LAP	1:39.803
34	23.937	1:35.532	7	28.132	1:27.071	7	35.035	1:32.135	8	36.728	1:35.499	6	7.966	1:26.426
7	26.848	1:28.702	34	34.768	1:36.618	34	46.097	1:36.561	34	57.515	1:36.766	45	28.742	1:28.648
10	48.487	1:39.457	10	1:00.628	1:37.928	10	1:13.936	1:38.540				7	34.975	1:25.436
56	52.652	1:39.523	56	1:06.904	1:40.039	56	1:19.744	1:38.072				8	45.987	1:36.128
5	1:16.982	2:30.391	5	1:22.878	1:31.683	5	1:25.048	1:27.402				34	1:07.991	1:37.345

Porsche Carrera Cup Great Britain
ROUND 10 - LAP CHART

Lap 11			Lap 12			Lap 13			Lap 14		
No	Behind	Laptime	No	Behind	Laptime	No	Behind	Laptime	No	Behind	Laptime
60		1:25.177	60		1:24.747	60		1:24.670	60		1:25.454
5	1 LAP	1:25.227	5	1 LAP	1:25.333	5	1 LAP	1:24.778	5	1 LAP	1:25.065
44	3.160	1:25.497	44	3.272	1:24.859	44	3.920	1:25.318	44	3.874	1:25.408
2	3.694	1:25.471	2	3.754	1:24.807	2	4.472	1:25.388	2	4.451	1:25.433
6	10.227	1:27.438	6	10.969	1:25.489	34	1 LAP	1:40.544	6	13.233	1:26.772
10	1 LAP	1:38.979	10	1 LAP	1:38.312	6	11.915	1:25.616	34	1 LAP	1:37.497
56	1 LAP	1:39.298	45	34.647	1:27.623	45	38.898	1:28.921	45	40.668	1:27.224
45	31.771	1:28.206	7	35.527	1:25.761	7	39.369	1:28.512	7	40.678	1:26.763
7	34.513	1:24.715	56	1 LAP	1:40.466	10	1 LAP	1:38.448	10	1 LAP	1:39.199
8	56.615	1:35.805	8	1:10.856	1:38.988	56	1 LAP	1:40.121	56	1 LAP	1:40.982
34	1:20.319	1:37.505				8	1:23.955	1:37.769	8	1:36.480	1:37.979

Porsche Carrera Cup Great Britain

ROUND 10 - POSITION CHART

No	Name	Laps Pos	1	2	3	4	5	6	7	8	9	10	11	12	13	14
			8	BRIDGMAN	1	8	8	8	8	8	60	60	60	60	60	60
5	HANCOCK	2	5	5	5	60	60	44	44	44	44	44	44	44	44	44
34	GILHAM	3	34	34	34	44	44	2	2	2	2	2	2	2	2	2
10	LYONS	4	10	60	60	2	2	6	6	6	6	6	6	6	6	6
56	DREELAN	5	56	44	44	5	6	8	8	45	45	45	45	45	45	45
60	HODGETTS	6	60	10	2	34	45	45	45	8	7	7	7	7	7	7
44	CAINE	7	44	2	6	6	5	34	7	7	8	8	8	8	8	8
2	HARVEY	8	2	6	45	45	34	7	34	34	34	34	34	5	5	
6	QUAIFE	9	6	45	15	15	15	10	10	10	5	5	5	34	34	
45	GEDDIE	10	45	56	7	7	7	56	56	56	10	10	10	10	10	
7	BATEMAN	11	7	15	10	10	10	5	5	5	56	56	56	56	56	
15	RICE	12	15	7	56	56	56									