



SEAT CUPRA CHAMPIONSHIP

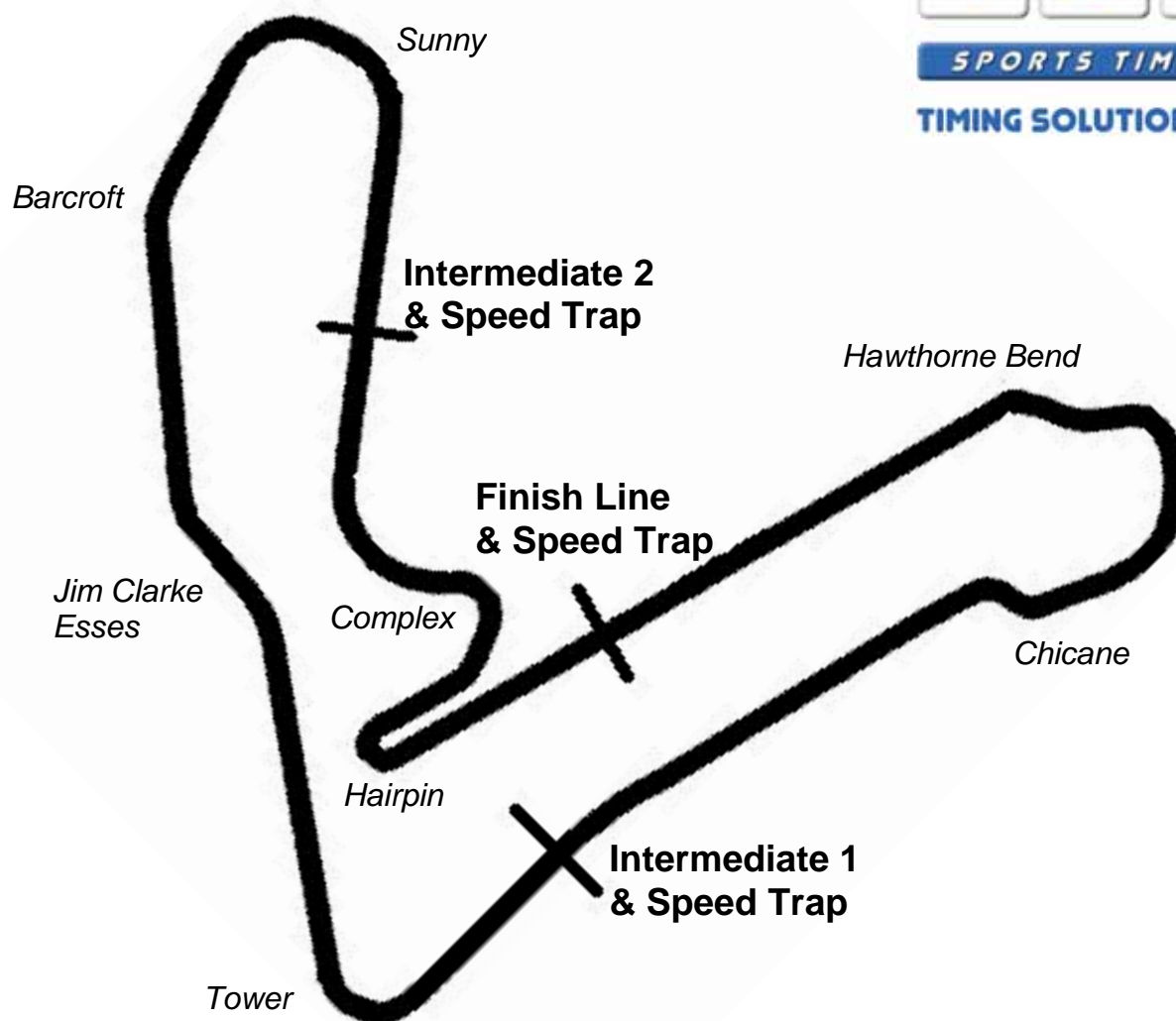
Round 9
Croft

31st May / 1st June 2008



Results Provided by Timing Solutions Ltd
www.tsl-timing.com

CROFT



Circuit Length:	2.1250 miles / 3419.9 metres
Intermediate 1:	1088 metres
Intermediate 2:	2562 metres
Pit In:	3280 metres
Pit Out:	126 metres after Finish Line

SEAT Cupra Championship

QUALIFYING - ROUND 9 - CLASSIFICATION

POS	NO	CL	NAME	NAT	ENTRY	TIME	ON	LAPS	GAP	DIFF	MPH
1	25		Robert LAWSON		Bardon / JHR	1:27.293	3	3			87.63
2	3		Andrew HERRON		Brian Herron Plant / JHR	1:27.700	2	7	0.407	0.407	87.22
3	1		Jonathan ADAM		Total Control Racing	1:27.738	3	6	0.445	0.038	87.18
4	34		Martin BYFORD		AB Glass / Z Speed Racing	1:27.762	5	5	0.469	0.024	87.16
5	2		Carl BREEZE		Blue Chip / Welch Motorsport	1:28.284	6	8	0.991	0.522	86.65
6	8		James APPLEBY		Hardinge Machine Tools	1:28.595	3	9	1.302	0.311	86.34
7	7		Daniel WELCH		Marriott / Welch Motorsport	1:28.717	3	7	1.424	0.122	86.22
8	44		Freddy NORDSTROM		PlumberTraining.com / Advent Motorsport	1:29.029	3	4	1.736	0.312	85.92
9	42		David GREEN		Daniels Motorsport	1:29.411	5	10	2.118	0.382	85.55
10	32		Daniel ROWBOTTOM		DRM M-sport	1:29.455	3	9	2.162	0.044	85.51
11	69		Dan STRINGFELLOW		West Suffolk Racing	1:29.577	6	8	2.284	0.122	85.39
12	11		Jeremy GUMBLEY		JeremyGumbley.com / Welch Motorsport	1:29.728	8	10	2.435	0.151	85.25
13	14		David NYE		DW Nye Limited / Daniels Motorsport	1:29.814	6	11	2.521	0.086	85.17
14	9		Jamie ACKERS		Total Control Racing	1:29.866	3	7	2.573	0.052	85.12
15	12		Steve MITCHELL		J P Motorsport	1:31.285	5	9	3.992	1.419	83.80

Weather / Track : Sunny / Dry

These results are provisional until the conclusion of any judicial and technical matters.

Croft
Circuit Length = 2.1250 miles
Start: 10:18 End: 10:40

Clerk of Course :

Timekeeper :

SEAT Cupra Championship

QUALIFYING - ROUND 9 - SECTOR ANALYSIS

1	Jonathan ADAM										Total Control Racing				
1 -	33.700	78.3	41.138	90.9	In	5:02.058 P	4 -	29.629	100.5	39.299	93.2	In	4:18.161 P		
2 -	Out	97.5	40.233	91.9	26.512	95.5	1:39.355	5 -	Out	111.1	37.886	99.4	25.700	95.8	1:33.084
3 -	26.880	117.3	36.006	103.4	24.852	95.9	1:27.738	6 -	26.790	117.3	36.059	102.9	25.308	94.6	1:28.157
2	Carl BREEZE										Blue Chip / Welch Motorsport				
1 -	33.578	72.3	40.628	74.6	30.211	95.6	1:44.417	5 -	Out	103.9	38.883	94.4	27.247	95.5	1:36.789
2 -	26.992	117.7	36.249	100.6	25.096	96.2	1:28.337	6 -	26.990	117.7	36.168	102.3	25.126	95.2	1:28.284
3 -	26.995	118.6	36.361	100.8	25.364	95.4	1:28.720	7 -	33.200	76.9	43.409	85.5	28.317	96.6	1:44.926
4 -	30.884	102.6	39.345	95.5	In		4:41.563 P	8 -	27.062	117.9	36.415	100.9	25.465	95.2	1:28.942
3	Andrew HERRON										Brian Herron Plant / JHR				
1 -	Out	59.2	43.363	95.7	26.144	96.5	1:50.572	5 -	Out	53.7	51.102	81.6	27.927	96.2	2:13.949
2 -	26.672	120.1	35.790	102.8	25.238	96.2	1:27.700	6 -	26.713	118.4	36.049	101.4	25.437	96.3	1:28.199
3 -	26.804	117.9	36.382	101.7	25.511	95.1	1:28.697	7 -	26.823	117.3	36.604	101.5	25.371	96.2	1:28.798
4 -	38.888	77.3	46.505	78.8	In		5:33.077 P								
7	Daniel WELCH										Marriott / Welch Motorsport				
1 -	39.153	99.3	42.021	88.5	28.619	97.0	1:49.793	5 -	Out	92.1	39.665	99.0	27.148	96.2	1:39.837
2 -	27.520	116.7	36.267	103.1	25.130	94.8	1:28.917	6 -	27.356	116.3	36.715	99.6	26.470	95.9	1:30.541
3 -	27.269	118.4	36.253	102.9	25.195	94.3	1:28.717	7 -	27.236	116.5	36.363	101.8	25.458	95.2	1:29.057
4 -	29.873	110.0	40.019	95.6	In		5:14.708 P								
8	James APPLEBY										Hardinge Machine Tools				
1 -	30.118	109.8	38.941	97.4	25.866	96.1	1:34.925	6 -	Out	94.3	39.501	99.0	25.927	96.2	1:49.964
2 -	27.399	115.1	37.276	100.6	24.994	96.1	1:29.669	7 -	27.147	116.7	36.392	100.8	26.939	95.8	1:30.478
3 -	27.018	116.3	36.479	100.3	25.098	95.9	1:28.595	8 -	27.550	115.3	36.382	101.5	25.342	95.9	1:29.274
4 -	27.075	116.3	36.802	99.6	25.238	95.0	1:29.115	9 -	27.619	115.7	36.977	99.3	25.441	95.4	1:30.037
5 -	33.548	93.7	43.533	85.9	In		6:52.811 P								
9	Jamie ACKERS										Total Control Racing				
1 -	36.190	84.3	48.162	81.1	In		4:23.307 P	5 -	Out	82.8	44.976	77.2	29.553	95.4	1:49.930
2 -	Out	90.7	40.686	91.2	27.576	94.6	1:43.780	6 -	27.605	116.1	37.178	99.7	25.724	95.0	1:30.507
3 -	27.537	116.3	36.998	97.4	25.331	95.1	1:29.866	7 -	27.351	116.7	37.323	100.5	25.552	95.2	1:30.226
4 -	32.794	45.1	45.293	66.9	In		4:40.066 P								
11	Jeremy GUMBLEY										JeremyGumbley.com / Welch Motorsport				
1 -	28.146	114.5	37.079	101.2	25.295	95.9	1:30.520	6 -	Out	113.9	37.838	100.5	25.738	94.6	1:32.700
2 -	27.178	118.6	40.141	95.2	26.191	95.4	1:33.510	7 -	28.700	116.9	36.674	100.9	25.830	95.0	1:31.204
3 -	30.741	102.1	37.786	101.4	25.596	95.4	1:34.123	8 -	27.495	113.6	36.752	100.5	25.481	94.7	1:29.728
4 -	27.598	117.1	37.437	100.8	25.744	94.8	1:30.779	9 -	27.525	116.1	36.955	100.6	25.767	93.9	1:30.247
5 -	28.787	114.9	37.300	100.3	In		4:48.481 P	10 -	27.479	116.9	36.888	100.0	25.953	93.8	1:30.320
12	Steve MITCHELL										J P Motorsport				
1 -	Out	102.1	40.521	94.3	26.479	95.1	1:41.598	6 -	27.988	114.9	37.391	99.3	27.827	93.6	1:33.206
2 -	29.139	112.4	38.771	98.0	25.871	93.4	1:33.781	7 -	33.123	96.7	39.955	98.7	28.231	94.7	1:41.309
3 -	28.572	114.5	37.955	99.6	25.610	94.8	1:32.137	8 -	28.247	114.1	41.167	87.8	27.632	95.4	1:37.046
4 -	28.133	114.3	38.151	96.0	35.899	94.8	1:42.183	9 -	29.209	112.4	41.394	86.7	26.992	95.0	1:37.595
5 -	28.300	114.7	37.279	100.2	25.706	95.0	1:31.285								
14	David NYE										DW Nye Limited / Daniels Motorsport				
1 -	35.510	91.1	46.913	92.7	28.219	87.4	1:50.642	7 -	27.262	115.9	37.305	100.2	25.518	92.7	1:30.085
2 -	32.676	102.0	40.672	96.8	27.729	96.1	1:41.077	8 -	34.854	82.7	51.265	70.1	33.704	81.1	1:59.823
3 -	28.478	113.9	38.397	101.7	25.252	94.6	1:32.127	9 -	34.937	88.7	51.590	84.4	29.081	94.7	1:55.608
4 -	27.942	115.5	37.308	102.9	25.612	94.2	1:30.862	10 -	27.185	116.5	39.224	90.2	26.950	91.6	1:33.359
5 -	27.836	113.7	37.122	103.1	25.495	93.6	1:30.453	11 -	27.477	115.7	37.391	88.1	25.999	94.2	1:30.867
6 -	27.352	115.7	37.106	102.6	25.356	95.4	1:29.814								
25	Robert LAWSON										Bardon / JHR				
1 -	Out	87.7	43.940	95.9	In		3:44.655 P	3 -	26.534	118.4	35.899	102.6	24.860	96.1	1:27.293
2 -	Out	95.3	39.392	91.6	26.677	95.6	1:36.538								

Croft
Circuit Length = 2.1250 miles
Start: 10:18 End: 10:40

Weather / Track : Sunny / Dry

SEAT Cupra Championship

QUALIFYING - ROUND 9 - SECTOR ANALYSIS

32	Daniel ROWBOTTOM					DRM M-sport									
1 -	34.609	80.0	43.929	85.9	In	4:24.401 P	6 -	27.578	117.9	37.204	98.3	28.022	81.1	1:32.804	
2 -	Out	85.9	42.527	86.5	26.246	94.4	1:40.377	7 -	31.612	95.1	39.833	96.3	26.723	95.2	1:38.168
3 -	27.408	117.5	36.730	101.5	25.317	95.0	1:29.455	8 -	29.717	99.7	42.203	96.4	25.935	95.6	1:37.855
4 -	27.396	117.1	36.942	100.3	25.341	95.1	1:29.679	9 -	27.308	117.5	36.988	100.0	25.506	95.5	1:29.802
5 -	27.425	117.3	36.823	100.2	25.587	94.0	1:29.835								
34	Martin BYFORD					AB Glass / Z Speed Racing									
1 -	29.152	110.6	37.452	101.2	25.566	95.8	1:32.170	4 -	Out	86.6	39.614	100.0	25.954	95.9	1:42.867
2 -	27.016	116.3	36.128	102.5	24.929	95.0	1:28.073	5 -	26.867	118.1	36.123	102.3	24.772	95.1	1:27.762
3 -	31.185	95.2	43.168	89.2	In		4:08.868 P								
42	David GREEN					Daniels Motorsport									
1 -	34.413	80.7	43.702	88.3	In		4:32.393 P	6 -	27.498	116.3	36.705	101.2	25.860	94.6	1:30.063
2 -	Out	100.2	45.772	76.9	28.828	95.6	1:46.820	7 -	27.613	116.1	36.888	99.0	27.842	74.1	1:32.343
3 -	27.564	116.1	39.974	81.6	27.848	95.8	1:35.386	8 -	35.191	88.4	45.131	92.7	28.448	95.1	1:48.770
4 -	31.357	76.9	43.342	67.1	29.390	95.4	1:44.089	9 -	27.590	115.7	46.132	88.3	26.803	95.0	1:40.525
5 -	27.419	115.9	36.436	101.7	25.556	95.0	1:29.411	10 -	27.969	114.5	37.441	99.4	28.628	60.6	1:34.038
44	Freddy NORDSTROM					PlumberTraining.com / Advent Motorsport									
1 -	37.059	79.3	47.337	73.5	In		5:27.250 P	3 -	27.601	116.5	36.415	103.7	25.013	96.5	1:29.029
2 -	Out	99.6	49.495	68.1	28.850	94.6	1:56.552	4 -	27.233	116.3	36.465	102.3	25.469	95.8	1:29.167
69	Dan STRINGFELLOW					West Suffolk Racing									
1 -	36.893	84.3	44.468	92.7	27.508	96.3	1:48.869	5 -	Out	107.5	38.988	100.5	25.704	95.0	1:36.665
2 -	35.526	81.0	49.647	87.0	27.075	95.1	1:52.248	6 -	27.577	116.1	36.550	101.7	25.450	94.4	1:29.577
3 -	28.547	110.4	37.531	100.8	25.584	95.4	1:31.662	7 -	27.639	116.3	37.367	99.9	25.762	93.9	1:30.768
4 -	31.376	87.7	42.579	86.9	In		4:28.615 P	8 -	32.427	88.5	45.074	82.1	28.517	94.8	1:46.018

SEAT Cupra Championship

QUALIFYING - ROUND 9 - SPEED TRAPS

SECTOR 1				SECTOR 2			FINISH LINE		
POS	NO	NAME	MPH	NO	NAME	MPH	NO	NAME	MPH
1	3	Andrew HERRON	120.1	44	Freddy NORDSTROM	103.7	7	Daniel WELCH	97.0
2	2	Carl BREEZE	118.6	1	Jonathan ADAM	103.4	2	Carl BREEZE	96.6
3	11	Jeremy GUMBLEY	118.6	7	Daniel WELCH	103.1	3	Andrew HERRON	96.5
4	7	Daniel WELCH	118.4	14	David NYE	103.1	44	Freddy NORDSTROM	96.5
5	25	Robert LAWSON	118.4	3	Andrew HERRON	102.8	69	Dan STRINGFELLOW	96.3
6	34	Martin BYFORD	118.1	25	Robert LAWSON	102.6	8	James APPLEBY	96.2
7	32	Daniel ROWBOTTOM	117.9	34	Martin BYFORD	102.5	14	David NYE	96.1
8	1	Jonathan ADAM	117.3	2	Carl BREEZE	102.3	25	Robert LAWSON	96.1
9	8	James APPLEBY	116.7	42	David GREEN	101.7	1	Jonathan ADAM	95.9
10	9	Jamie ACKERS	116.7	69	Dan STRINGFELLOW	101.7	11	Jeremy GUMBLEY	95.9
11	14	David NYE	116.5	8	James APPLEBY	101.5	34	Martin BYFORD	95.9
12	44	Freddy NORDSTROM	116.5	32	Daniel ROWBOTTOM	101.5	42	David GREEN	95.8
13	42	David GREEN	116.3	11	Jeremy GUMBLEY	101.4	32	Daniel ROWBOTTOM	95.6
14	69	Dan STRINGFELLOW	116.3	9	Jamie ACKERS	100.5	9	Jamie ACKERS	95.4
15	12	Steve MITCHELL	115.9	12	Steve MITCHELL	100.2	12	Steve MITCHELL	95.4


SEAT Cupra Championship

QUALIFYING - ROUND 9 - BEST SECTOR TIMES

SECTOR 1				SECTOR 2				SECTOR 3				IDEAL / BEST COMPARISON			
POS	NO	NAME	TIME	NO	NAME	TIME	NO	NAME	TIME	POS	NO	NAME	IDEAL	BEST	DIFF
1	25	LAWSON	26.534	3	HERRON	35.790	34	BYFORD	24.772	1	25	LAWSON	1:27.293	1:27.293	0.000
2	3	HERRON	26.672	25	LAWSON	35.899	1	ADAM	24.852	2	1	ADAM	1:27.648	1:27.738	0.090
3	1	ADAM	26.790	1	ADAM	36.006	25	LAWSON	24.860	3	3	HERRON	1:27.700	1:27.700	0.000
4	34	BYFORD	26.867	34	BYFORD	36.123	8	APPLEBY	24.994	4	34	BYFORD	1:27.762	1:27.762	0.000
5	2	BREEZE	26.990	2	BREEZE	36.168	44	NORDSTROM	25.013	5	2	BREEZE	1:28.254	1:28.284	0.030
6	8	APPLEBY	27.018	7	WELCH	36.253	2	BREEZE	25.096	6	8	APPLEBY	1:28.394	1:28.595	0.201
7	11	GUMBLEY	27.178	8	APPLEBY	36.382	7	WELCH	25.130	7	7	WELCH	1:28.619	1:28.717	0.098
8	14	NYE	27.185	44	NORDSTROM	36.415	3	HERRON	25.238	8	44	NORDSTROM	1:28.661	1:29.029	0.368
9	44	NORDSTROM	27.233	42	GREEN	36.436	14	NYE	25.252	9	11	GUMBLEY	1:29.147	1:29.728	0.581
10	7	WELCH	27.236	69	STRINGFELLOW	36.550	11	GUMBLEY	25.295	10	32	ROWBOTTOM	1:29.355	1:29.455	0.100
11	32	ROWBOTTOM	27.308	11	GUMBLEY	36.674	32	ROWBOTTOM	25.317	11	42	GREEN	1:29.411	1:29.411	0.000
12	9	ACKERS	27.351	32	ROWBOTTOM	36.730	9	ACKERS	25.331	12	14	NYE	1:29.543	1:29.814	0.271
13	42	GREEN	27.419	9	ACKERS	36.998	69	STRINGFELLOW	25.450	13	69	STRINGFELLOW	1:29.577	1:29.577	0.000
14	69	STRINGFELLOW	27.577	14	NYE	37.106	42	GREEN	25.556	14	9	ACKERS	1:29.680	1:29.866	0.186
15	12	MITCHELL	27.988	12	MITCHELL	37.279	12	MITCHELL	25.610	15	12	MITCHELL	1:30.877	1:31.285	0.408
													Perfect Lap	1:27.096	

SEAT Cupra Championship

ROUND 9 - GRID

ROW 8	1:31.285 12 Steve MITCHELL	1:29.866 9 Jamie ACKERS
ROW 7	1:29.814 14 David NYE	1:29.728 11 Jeremy GUMBLEY
ROW 6	1:29.577 69 Dan STRINGFELLOW	1:29.455 32 Daniel ROWBOTTOM
ROW 5	1:29.411 42 David GREEN	1:29.029 44 Freddy NORDSTROM
ROW 4	1:28.717 7 Daniel WELCH	1:28.595 8 James APPLEBY
ROW 3	1:28.284 2 Carl BREEZE	1:27.762 34 Martin BYFORD
ROW 2	1:27.738 1 Jonathan ADAM	1:27.700 3 Andrew HERRON
ROW 1	1:27.293 25 Robert LAWSON	
Pole		
		

Croft
Circuit Length = 2.1250 miles

Clerk of Course :		Timekeeper :
-------------------	--	--------------

SEAT Cupra Championship

QUALIFYING - ROUND 10 - CLASSIFICATION - AMENDED

POS	NO	CL	NAME	NAT	ENTRY	TIME	ON	LAPS	GAP	DIFF	MPH
1	1		Jonathan ADAM		Total Control Racing	1:27.229	3	3			87.69
2	25		Robert LAWSON		Bardon / JHR	1:27.390	6	7	0.161	0.161	87.53
3	34		Martin BYFORD		AB Glass / Z Speed Racing	1:27.589	2	5	0.360	0.199	87.33
4	3		Andrew HERRON		Brian Herron Plant / JHR	1:27.879	3	4	0.650	0.290	87.05
5	2		Carl BREEZE		Blue Chip / Welch Motorsport	1:28.217	3	6	0.988	0.338	86.71
6	8		James APPLEBY		Hardinge Machine Tools	1:28.784	4	9	1.555	0.567	86.16
7	44		Freddy NORDSTROM		PlumberTraining.com / Advent Motorsport	1:29.040	4	8	1.811	0.256	85.91
8	42		David GREEN		Daniels Motorsport	1:29.129	4	8	1.900	0.089	85.82
9	32		Daniel ROWBOTTOM		DRM M-sport	1:29.233	3	8	2.004	0.104	85.72
10	11		Jeremy GUMBLEY		JeremyGumbley.com / Welch Motorsport	1:29.411	3	7	2.182	0.178	85.55
11	14		David NYE		DW Nye Limited / Daniels Motorsport	1:29.480	7	11	2.251	0.069	85.49
12	9		Jamie ACKERS		Total Control Racing	1:29.682	4	5	2.453	0.202	85.30
13	69		Dan STRINGFELLOW		West Suffolk Racing	1:30.087	2	10	2.858	0.405	84.91
14	12		Steve MITCHELL		J P Motorsport	1:31.617	5	8	4.388	1.530	83.49
DQ	7		Daniel WELCH		Marriott / Welch Motorsport			7			

Car 7 Excluded from Results - CR 5.10.6.4

Weather / Track : Cloudy / Dry

These results are provisional until the conclusion of any judicial and technical matters.

Croft
Circuit Length = 2.1250 miles
Start: 14:40 End: 15:01

Clerk of Course :		Timekeeper :
-------------------	--	--------------

SEAT Cupra Championship

QUALIFYING - ROUND 10 - SECTOR ANALYSIS

1	Jonathan ADAM Total Control Racing														
1 -	31.108	92.6	40.464	95.2	In	7:24.587 P	3 -	26.657	117.9	35.855	102.5	24.717	96.9	1:27.229	
2 -	Out 83.1		40.316	99.4	25.209	97.3	1:35.467								
2	Carl BREEZE Blue Chip / Welch Motorsport														
1 -	Out 97.8		42.908	85.1	In	3:15.836 P	4 -	26.996	117.3	36.412	100.9	25.206	95.6	1:28.614	
2 -	Out 107.7		39.245	92.7	27.226	97.6	1:38.862	5 -	29.094	111.7	37.673	99.4	In	3:03.739 P	
3 -	27.046	115.5	36.157	102.1	25.014	96.5	1:28.217	6 -	Out 111.5		41.393	97.5	27.055	96.5	1:37.506
3	Andrew HERRON Brian Herron Plant / JHR														
1 -	Out 64.2		49.514	86.6	26.351	97.0	1:59.635	3 -	26.688	117.9	36.012	102.0	25.179	97.3	1:27.879
2 -	35.146	57.7	49.333	81.7	27.472	95.9	1:51.951	4 -	26.804	117.9	36.136	101.8	25.253	96.9	1:28.193
7	Daniel WELCH Marriott / Welch Motorsport														
1 -	Out 84.3		46.522	73.5	In	3:21.275 P	5 -	27.333	116.1	36.598	99.0	25.531	95.6	1:29.462	
2 -	Out 108.9		38.587	94.7	26.886	98.2	1:34.225	6 -	33.144	104.2	41.319	89.0	29.480	96.9	1:43.943
3 -	27.187	116.7	36.300	102.1	25.130	96.5	1:28.617	7 -	27.398	117.1	36.633	100.9	25.328	94.7	1:29.359
4 -	27.274	116.7	36.952	94.7	27.525	96.9	1:31.751								
8	James APPLEBY Hardinge Machine Tools														
1 -	28.987	111.3	38.485	100.6	25.944	97.6	1:33.416	6 -	Out 89.1		43.103	95.6	27.271	93.6	1:45.595
2 -	27.173	115.1	36.909	100.9	25.407	96.9	1:29.489	7 -	29.669	110.0	37.679	101.2	25.702	96.5	1:33.050
3 -	26.956	116.1	36.498	100.6	25.352	96.6	1:28.806	8 -	27.274	115.5	36.600	100.2	25.714	96.7	1:29.588
4 -	27.189	115.5	36.391	100.6	25.204	96.3	1:28.784	9 -	27.139	116.5	36.478	101.1	25.323	96.2	1:28.940
5 -	34.006	92.8	44.620	87.8	In	3:39.519 P									
9	Jamie ACKERS Total Control Racing														
1 -	33.663	86.7	43.986	83.3	In	5:32.586 P	4 -	27.433	115.7	36.890	101.1	25.359	94.6	1:29.682	
2 -	Out 85.8		48.821	66.2	29.996	96.2	1:54.885	5 -	27.322	117.5	37.235	99.3	25.570	94.8	1:30.127
3 -	27.777	115.3	36.729	101.4	25.530	96.7	1:30.036								
11	Jeremy GUMBLEY JeremyGumbley.com / Welch Motorsport														
1 -	Out 104.4		39.744	95.1	In	3:22.241 P	5 -	27.523	115.3	36.940	100.3	In	2:51.868 P		
2 -	Out 109.5		37.311	100.2	25.438	96.3	1:34.225	6 -	Out 115.3		36.633	100.9	25.566	96.3	1:29.047
3 -	27.643	115.3	36.769	100.9	24.999	95.9	1:29.411	7 -	27.442	116.9	36.701	100.8	25.629	95.0	1:29.772
4 -	27.610	115.5	36.816	100.2	25.181	95.8	1:29.607								
12	Steve MITCHELL J P Motorsport														
1 -	31.142	81.8	47.824	95.1	In	4:15.429 P	5 -	28.273	114.1	37.549	99.6	25.795	95.2	1:31.617	
2 -	Out 110.6		42.877	92.8	26.559	94.4	1:39.231	6 -	28.857	113.2	38.126	98.8	In	3:40.350 P	
3 -	29.594	110.0	40.119	95.3	26.034	96.1	1:35.747	7 -	Out 112.4		38.651	97.8	26.227	96.2	1:33.467
4 -	28.226	114.3	38.487	97.8	26.342	94.0	1:33.055	8 -	28.306	114.7	38.063	100.2	25.596	96.5	1:31.965
14	David NYE DW Nye Limited / Daniels Motorsport														
1 -	33.250	87.7	44.272	82.0	28.359	93.8	1:45.881	7 -	27.589	114.7	36.919	101.4	24.972	96.3	1:29.480
2 -	28.699	112.8	38.543	99.9	27.844	95.0	1:35.086	8 -	27.641	113.9	36.708	101.8	25.445	95.9	1:29.794
3 -	28.178	113.7	37.460	101.1	26.060	95.4	1:31.698	9 -	27.321	115.7	37.645	98.1	25.712	95.1	1:30.678
4 -	28.475	114.3	39.084	99.9	In	3:38.421 P	10 -	27.603	115.7	36.735	101.1	25.730	96.5	1:30.068	
5 -	Out 96.4		43.237	94.0	26.961	95.8	1:41.092	11 -	27.291	116.7	37.575	99.9	25.632	95.9	1:30.498
6 -	28.290	113.6	37.290	100.5	25.358	95.9	1:30.938								
25	Robert LAWSON Bardon / JHR														
1 -	31.802	103.4	43.031	79.5	In	3:39.272 P	5 -	Out 102.1		41.677	82.1	25.816	96.7	1:37.118	
2 -	Out 77.2		44.350	63.1	26.075	97.7	1:45.353	6 -	26.572	118.6	35.886	102.6	24.932	96.2	1:27.390
3 -	26.603	117.9	36.064	102.8	24.833	97.0	1:27.500	7 -	26.825	118.1	36.034	100.6	25.257	96.5	1:28.116
4 -	33.034	96.7	41.673	94.8	In	4:04.276 P									
32	Daniel ROWBOTTOM DRM M-sport														
1 -	31.575	92.9	39.621	97.1	In	4:17.596 P	5 -	28.945	117.1	38.192	43.7	29.621	95.8	1:36.758	
2 -	Out 89.1		38.919	100.5	25.174	96.5	1:35.089	6 -	27.660	116.3	37.226	99.6	25.401	96.2	1:30.287
3 -	27.140	115.3	36.926	101.4	25.167	96.1	1:29.233	7 -	27.428	117.1	37.490	98.5	25.905	95.8	1:30.823
4 -	27.633	115.7	37.455	92.8	28.167	79.5	1:33.255	8 -	27.581	116.3	37.370	99.4	25.451	95.6	1:30.402

Croft
Circuit Length = 2.1250 miles
Start: 14:40 End: 15:01

Weather / Track : Cloudy / Dry

SEAT Cupra Championship
QUALIFYING - ROUND 10 - SECTOR ANALYSIS

34	Martin BYFORD				AB Glass / Z Speed Racing											
1 -	30.958	102.0	45.470	80.8	27.672	97.2	1:44.100	4 -	Out	102.3	38.828	99.4	26.402	96.9	1:35.462	
2 -	26.785	117.7	36.058	102.8	24.746	96.2	1:27.589	5 -	26.793	117.7	36.088	102.3	24.914	95.8	1:27.795	
3 -	32.763	89.5	43.781	87.6		In	4:21.759 P									
42	David GREEN				Daniels Motorsport											
1 -	32.079	105.8	39.189	99.9		In	4:12.665 P	5 -	27.283	115.7	38.690	82.8		In	3:57.440 P	
2 -		Out	76.2	47.214	79.2	27.680	96.6	1:48.596	6 -	Out	100.5	44.169	91.2	29.724	96.3	1:43.969
3 -	27.867	113.9	36.018	103.2	25.378	96.5	1:29.263	7 -	27.260	115.5	36.526	101.4	25.787	95.5	1:29.573	
4 -	27.096	115.9	36.621	101.5	25.412	96.1	1:29.129	8 -	27.427	116.1	36.945	101.8	25.819	96.1	1:30.191	
44	Freddy NORDSTROM				PlumberTraining.com / Advent Motorsport											
1 -	32.098	97.0	43.329	84.4		In	3:59.204 P	5 -	27.354	117.3	36.727	101.7	25.382	96.5	1:29.463	
2 -		Out	76.1	44.402	96.8	25.688	96.3	1:49.235	6 -	31.695	72.1	48.945	60.0		In	4:07.558 P
3 -	27.647	114.1	36.332	101.1	25.276	96.9	1:29.255	7 -	Out	110.9	42.735	70.1	29.117	96.7	1:41.254	
4 -	27.308	115.9	36.432	101.7	25.300	97.0	1:29.040	8 -	27.520	116.9	36.963	101.2	25.557	95.5	1:30.040	
69	Dan STRINGFELLOW				West Suffolk Racing											
1 -	32.330	77.7	47.121	97.1	27.377	96.7	1:46.828	6 -	27.539	116.5	37.438	98.7	25.873	96.5	1:30.850	
2 -	27.615	115.7	36.918	99.3	25.554	95.2	1:30.087	7 -	27.776	115.1	37.057	99.4	25.864	95.1	1:30.697	
3 -	32.824	77.3	43.422	60.8	27.225	95.2	1:43.471	8 -	27.848	116.3	37.448	99.0	25.802	95.5	1:31.098	
4 -	31.729	69.6	46.685	81.5		In	4:19.234 P	9 -	35.713	82.1	45.407	78.6	27.871	96.2	1:48.991	
5 -		Out	81.0	40.032	82.1	27.814	95.8	1:39.075	10 -	27.692	115.5	37.180	96.7	26.095	95.1	1:30.967

SEAT Cupra Championship

QUALIFYING - ROUND 10 - SPEED TRAPS

SECTOR 1				SECTOR 2			FINISH LINE			
POS	NO	NAME	MPH	NO	NAME	MPH	NO	NAME	MPH	
1	25	Robert LAWSON	118.6	42	David GREEN	103.2	7	Daniel WELCH	98.2	
2	1	Jonathan ADAM	117.9	25	Robert LAWSON	102.8	25	Robert LAWSON	97.7	
3	3	Andrew HERRON	117.9	34	Martin BYFORD	102.8	2	Carl BREEZE	97.6	
4	34	Martin BYFORD	117.7	1	Jonathan ADAM	102.5	8	James APPLEBY	97.6	
5	9	Jamie ACKERS	117.5	2	Carl BREEZE	102.1	1	Jonathan ADAM	97.3	
6	2	Carl BREEZE	117.3	7	Daniel WELCH	102.1	3	Andrew HERRON	97.3	
7	44	Freddy NORDSTROM	117.3	3	Andrew HERRON	102.0	34	Martin BYFORD	97.2	
8	7	Daniel WELCH	117.1	14	David NYE	101.8	44	Freddy NORDSTROM	97.0	
9	32	Daniel ROWBOTTOM	117.1	44	Freddy NORDSTROM	101.7	9	Jamie ACKERS	96.7	
10	11	Jeremy GUMBLEY	116.9	9	Jamie ACKERS	101.4	69	Dan STRINGFELLOW	96.7	
11	14	David NYE	116.7	32	Daniel ROWBOTTOM	101.4	42	David GREEN	96.6	
12	8	James APPLEBY	116.5	8	James APPLEBY	101.2	12	Steve MITCHELL	96.5	
13	69	Dan STRINGFELLOW	116.5	11	Jeremy GUMBLEY	100.9	14	David NYE	96.5	
14	42	David GREEN	116.1	12	Steve MITCHELL	100.2	32	Daniel ROWBOTTOM	96.5	
15	12	Steve MITCHELL	114.7	69	Dan STRINGFELLOW	99.4	11	Jeremy GUMBLEY	96.3	

Weather / Track : Cloudy / Dry

www.tsl-timing.com

Croft
 Circuit Length = 2.1250 miles
 Start: 14:40 End: 15:01

Printed - 15.02 Saturday, 31 May 2008


SEAT Cupra Championship

QUALIFYING - ROUND 10 - BEST SECTOR TIMES

SECTOR 1				SECTOR 2				SECTOR 3				IDEAL / BEST COMPARISON			
POS	NO	NAME	TIME	NO	NAME	TIME	NO	NAME	TIME	POS	NO	NAME	IDEAL	BEST	DIFF
1	25	LAWSON	26.572	1	ADAM	35.855	1	ADAM	24.717	1	1	ADAM	1:27.229	1:27.229	0.000
2	1	ADAM	26.657	25	LAWSON	35.886	34	BYFORD	24.746	2	25	LAWSON	1:27.291	1:27.390	0.099
3	3	HERRON	26.688	3	HERRON	36.012	25	LAWSON	24.833	3	34	BYFORD	1:27.589	1:27.589	0.000
4	34	BYFORD	26.785	42	GREEN	36.018	14	NYE	24.972	4	3	HERRON	1:27.879	1:27.879	0.000
5	8	APPLEBY	26.956	34	BYFORD	36.058	11	GUMBLEY	24.999	5	2	BREEZE	1:28.167	1:28.217	0.050
6	2	BREEZE	26.996	2	BREEZE	36.157	2	BREEZE	25.014	6	42	GREEN	1:28.492	1:29.129	0.637
7	42	GREEN	27.096	7	WELCH	36.300	7	WELCH	25.130	7	8	APPLEBY	1:28.551	1:28.784	0.233
8	32	ROWBOTTOM	27.140	44	NORDSTROM	36.332	32	ROWBOTTOM	25.167	8	7	WELCH	1:28.617	1:28.617	0.000
9	7	WELCH	27.187	8	APPLEBY	36.391	3	HERRON	25.179	9	44	NORDSTROM	1:28.916	1:29.040	0.124
10	14	NYE	27.291	11	GUMBLEY	36.633	8	APPLEBY	25.204	10	14	NYE	1:28.971	1:29.480	0.509
11	44	NORDSTROM	27.308	14	NYE	36.708	44	NORDSTROM	25.276	11	11	GUMBLEY	1:29.074	1:29.411	0.337
12	9	ACKERS	27.322	9	ACKERS	36.729	9	ACKERS	25.359	12	32	ROWBOTTOM	1:29.233	1:29.233	0.000
13	11	GUMBLEY	27.442	69	STRINGFELLOW	36.918	42	GREEN	25.378	13	9	ACKERS	1:29.410	1:29.682	0.272
14	69	STRINGFELLOW	27.539	32	ROWBOTTOM	36.926	69	STRINGFELLOW	25.554	14	69	STRINGFELLOW	1:30.011	1:30.087	0.076
15	12	MITCHELL	28.226	12	MITCHELL	37.549	12	MITCHELL	25.596	15	12	MITCHELL	1:31.371	1:31.617	0.246
													Perfect Lap	1:27.144	

SEAT Cupra Championship

ROUND 10 - GRID - AMENDED

ROW 8	7 Daniel WELCH	1:31.617	12 Steve MITCHELL
ROW 7	1:30.087 69 Dan STRINGFELLOW	1:29.682	9 Jamie ACKERS
ROW 6	1:29.480 14 David NYE	1:29.411	11 Jeremy GUMBLEY
ROW 5	1:29.233 32 Daniel ROWBOTTOM	1:29.129	42 David GREEN
ROW 4	1:29.040 44 Freddy NORDSTROM	1:28.784	8 James APPLEBY
ROW 3	1:28.217 2 Carl BREEZE	1:27.879	3 Andrew HERRON
ROW 2	1:27.589 34 Martin BYFORD	1:27.390	25 Robert LAWSON
ROW 1	1:27.229 1 Jonathan ADAM		
Pole			
			

Croft
Circuit Length = 2.1250 miles

Clerk of Course :		Timekeeper :

SEAT Cupra Championship

ROUND 9 - CLASSIFICATION - AMENDED

POS	NO	CL	NAME	NAT	ENTRY	LAPS	TIME	GAP	DIFF	MPH	BEST	ON
1	25		Robert LAWSON		Bardon / JHR	11	21:20.723			65.70	1:35.401	7
2	3		Andrew HERRON		Brian Herron Plant / JHR	11	21:21.857	1.134	1.134	65.64	1:35.058	7
3	1		Jonathan ADAM		Total Control Racing	11	21:23.011	2.288	1.154	65.58	1:35.185	7
4	34		Martin BYFORD		AB Glass / Z Speed Racing	11	21:23.835	3.112	0.824	65.54	1:35.699	6
5	2		Carl BREEZE		Blue Chip / Welch Motorsport	11	21:25.438	4.715	1.603	65.46	1:37.457	8
6	8		James APPLEBY		Hardinge Machine Tools	11	21:27.450	6.727	2.012	65.36	1:36.854	8
7	7		Daniel WELCH		Marriott / Welch Motorsport	11	21:27.678	6.955	0.228	65.34	1:36.850	6
8	44		Freddy NORDSTROM		PlumberTraining.com / Advent Motorsport	11	21:27.915	7.192	0.237	65.33	1:37.560	8
9	11		Jeremy GUMBLEY		JeremyGumbley.com / Welch Motorsport	11	21:28.414	7.691	0.499	65.31	1:37.343	6
10	69		Dan STRINGFELLOW		West Suffolk Racing	11	21:30.649	9.926	2.235	65.19	1:39.255	11
11	42		David GREEN		Daniels Motorsport	11	21:32.201	11.478	1.552	65.12	1:39.325	8
12	14		David NYE		DW Nye Limited / Daniels Motorsport	11	21:33.145	12.422	0.944	65.07	1:38.723	11
13	9		Jamie ACKERS		Total Control Racing	11	21:39.566	18.843	6.421	64.75	1:40.014	8
14	12		Steve MITCHELL		J P Motorsport	11	21:41.150	20.427	1.584	64.67	1:40.559	8
NOT CLASSIFIED												
DNF	32		Daniel ROWBOTTOM		DRM M-sport	6	11:59.058	5 laps	5 laps	63.83	1:37.757	6
FASTEST LAP												
	3		Andrew HERRON		Brian Herron Plant / JHR	7	1:35.058			80.47 mph	129.51 kph	

Car 7 - 1 second time penalty - C(d) 13

Weather / Track : Cloudy / Wet

These results are provisional until the conclusion of any judicial and technical matters.

Croft
Circuit Length = 2.1250 miles
Start: 13:59 End: 14:21

Clerk of Course :		Timekeeper :
-------------------	--	--------------

SEAT Cupra Championship

ROUND 9 - SECTOR ANALYSIS

1	Jonathan ADAM Total Control Racing														
1 -	58.1	59.310	48.7	37.378	55.0	2:35.111	7 -	28.879	115.5	39.529	96.3	26.777	94.0	1:35.185	
2 -	45.833	52.4	55.191	53.2	36.040	55.5	2:17.064	8 -	28.939	116.5	39.638	97.4	26.853	93.8	1:35.430
3 -	45.218	62.7	51.740	59.5	31.248	92.6	2:08.206	9 -	41.094	66.4	1:01.014	54.6	38.330	52.7	2:20.438
4 -	29.791	114.5	41.256	97.3	26.967	93.4	1:38.014	10 -	48.066	57.6	1:07.042	50.2	29.965	93.1	2:25.073
5 -	29.372	115.5	40.368	97.4	26.693	93.5	1:36.433	11 -	28.882	116.3	40.818	97.7	26.874	94.4	1:36.574
6 -	29.060	115.5	39.739	97.7	26.684	94.0	1:35.483								
2	Carl BREEZE Blue Chip / Welch Motorsport														
1 -	52.1	59.909	49.3	37.142	53.2	2:37.303	7 -	29.366	112.8	41.053	97.4	27.304	92.8	1:37.723	
2 -	45.244	57.5	55.381	56.7	36.237	64.5	2:16.862	8 -	29.214	113.7	40.947	96.7	27.296	93.4	1:37.457
3 -	44.653	65.7	51.208	56.8	31.516	92.5	2:07.377	9 -	33.255	75.1	59.579	54.3	39.433	51.2	2:12.267
4 -	30.143	113.4	41.674	97.4	27.452	93.4	1:39.269	10 -	47.350	54.9	1:06.433	50.8	30.315	93.9	2:24.098
5 -	29.526	113.6	41.041	97.7	27.501	93.5	1:38.068	11 -	29.429	114.5	40.672	95.9	27.386	92.1	1:37.487
6 -	29.394	113.7	40.818	96.8	27.315	93.4	1:37.527								
3	Andrew HERRON Brian Herron Plant / JHR														
1 -	66.6	1:00.868	50.6	37.371	57.1	2:34.423	7 -	28.716	116.5	39.455	97.4	26.887	92.2	1:35.058	
2 -	44.171	70.2	56.804	56.6	35.651	57.0	2:16.626	8 -	29.072	115.7	39.761	97.5	26.873	93.8	1:35.706
3 -	43.849	66.8	53.673	63.9	31.101	94.2	2:08.623	9 -	40.869	65.7	1:01.500	57.0	38.388	52.7	2:20.757
4 -	29.727	114.9	40.940	97.5	26.871	94.0	1:37.538	10 -	48.073	59.5	1:06.894	55.3	29.441	93.4	2:24.408
5 -	29.227	114.7	40.589	97.5	26.752	93.9	1:36.568	11 -	29.225	115.9	40.386	96.4	27.131	92.8	1:36.742
6 -	28.712	116.7	40.066	96.7	26.630	93.8	1:35.408								
7	Daniel WELCH Marriott / Welch Motorsport														
1 -	51.3	59.787	47.4	37.271	52.7	2:39.698	7 -	29.257	114.3	40.946	97.0	28.249	90.9	1:38.452	
2 -	45.357	51.9	54.781	51.1	36.520	54.2	2:16.658	8 -	29.587	113.2	40.597	97.1	27.332	92.2	1:37.516
3 -	46.108	56.0	49.048	64.8	30.899	92.8	2:06.055	9 -	33.609	74.7	59.263	53.3	39.728	47.2	2:12.600
4 -	30.471	113.0	41.489	94.8	27.904	94.2	1:39.864	10 -	47.168	56.0	1:06.036	51.0	30.140	93.8	2:23.344
5 -	29.510	115.3	41.271	96.1	27.235	92.5	1:38.016	11 -	29.384	115.7	40.697	97.1	27.544	93.4	1:37.625
6 -	29.547	113.9	40.524	96.8	26.779	94.4	1:36.850								
8	James APPLEBY Hardinge Machine Tools														
1 -	52.6	59.813	47.7	37.346	55.0	2:38.627	7 -	29.285	112.6	40.759	96.6	27.507	93.6	1:37.551	
2 -	45.464	51.7	55.104	51.8	36.311	58.0	2:16.879	8 -	28.458	114.1	41.044	96.8	27.352	90.9	1:36.854
3 -	44.352	63.3	50.892	57.3	31.191	93.9	2:06.435	9 -	33.606	76.5	59.409	53.8	39.634	46.6	2:12.649
4 -	30.290	111.5	41.730	96.6	27.826	93.2	1:39.846	10 -	47.050	56.6	1:06.166	50.4	30.386	93.1	2:23.602
5 -	29.607	113.4	41.054	96.4	28.065	92.1	1:38.726	11 -	29.346	113.6	40.692	98.3	28.675	91.4	1:38.713
6 -	29.750	114.3	40.572	97.7	27.246	93.2	1:37.568								
9	Jamie ACKERS Total Control Racing														
1 -	55.3	1:00.134	38.9	38.460	41.2	2:49.466	7 -	30.021	110.4	43.233	96.8	27.704	91.9	1:40.958	
2 -	43.754	49.7	53.354	59.3	37.940	45.1	2:15.048	8 -	30.237	108.1	42.098	97.0	27.679	92.7	1:40.014
3 -	45.326	54.5	49.362	92.3	28.393	93.4	2:03.081	9 -	32.151	92.2	43.723	96.1	31.131	54.8	1:47.005
4 -	32.174	103.2	43.791	96.1	36.584	92.8	1:52.549	10 -	47.060	52.6	1:05.511	67.7	30.703	93.2	2:23.274
5 -	31.075	108.2	43.022	96.6	28.109	92.7	1:42.206	11 -	30.407	109.8	44.453	95.6	29.961	93.2	1:44.821
6 -	30.653	106.7	42.511	97.4	27.980	92.5	1:41.144								
11	Jeremy GUMBLEY JeremyGumbley.com / Welch Motorsport														
1 -	58.1	1:00.128	40.9	38.645	43.4	2:46.354	7 -	29.481	113.4	41.016	97.3	26.962	92.5	1:37.459	
2 -	43.800	55.2	54.028	60.4	37.273	41.5	2:15.101	8 -	29.904	112.4	41.011	95.6	27.006	92.8	1:37.921
3 -	45.415	56.0	49.527	93.2	29.293	91.7	2:04.235	9 -	30.582	105.4	55.018	50.4	39.903	45.1	2:05.503
4 -	31.619	102.6	43.405	95.9	29.029	88.2	1:44.053	10 -	46.913	54.9	1:06.368	51.3	29.773	93.0	2:23.054
5 -	31.108	112.0	40.990	94.8	27.266	93.0	1:39.364	11 -	29.784	114.7	40.820	95.1	27.423	93.4	1:38.027
6 -	29.736	113.6	40.868	95.9	26.739	93.0	1:37.343								
12	Steve MITCHELL J P Motorsport														
1 -	53.0	1:00.121	40.1	38.480	49.6	2:50.394	7 -	30.301	111.1	43.252	94.3	27.828	91.4	1:41.381	
2 -	43.417	51.0	53.427	63.9	38.180	43.9	2:15.024	8 -	30.333	111.5	42.816	95.3	27.410	91.9	1:40.559
3 -	45.054	54.3	50.715	90.8	38.973	93.2	2:14.742	9 -	30.958	110.0	44.140	95.5	29.268	85.4	1:44.366
4 -	31.762	110.4	43.625	96.7	28.941	91.8	1:44.328	10 -	44.671	49.9	1:05.222	65.3	32.194	91.4	2:22.087
5 -	30.898	111.1	43.245	96.0	28.072	92.2	1:42.215	11 -	30.698	112.0	44.994	94.0	28.550	92.6	1:44.242
6 -	30.422	110.9	43.397	97.0	27.993	91.9	1:41.812								

Croft
Circuit Length = 2.1250 miles
Start: 13:59 End: 14:21

Weather / Track : Cloudy / Wet

SEAT Cupra Championship

ROUND 9 - SECTOR ANALYSIS

14	David NYE	DW Nye Limited / Daniels Motorsport													
1 -	52.9	1:00.208	42.0	38.580	42.4	2:47.931	7 -	30.461	110.9	42.237	96.4	27.684	91.4	1:40.382	
2 -	43.784	49.3	53.688	56.0	37.589	42.7	2:15.061	8 -	29.720	111.3	42.080	98.1	27.570	91.9	1:39.370
3 -	45.377	56.3	49.464	94.1	28.819	93.8	2:03.660	9 -	33.216	102.9	46.155	76.3	38.052	46.5	1:57.423
4 -	32.523	107.7	43.655	96.3	28.189	92.8	1:44.367	10 -	47.174	52.3	1:06.103	66.4	31.064	90.2	2:24.341
5 -	31.380	110.6	43.390	97.5	27.768	93.2	1:42.538	11 -	30.355	110.7	41.185	97.1	27.183	90.4	1:38.723
6 -	29.973	111.8	41.671	97.1	27.705	91.9	1:39.349								
25	Robert LAWSON	Bardon / JHR													
1 -	57.5	1:01.351	55.4	36.718	65.1	2:32.662	7 -	28.763	114.9	39.918	97.5	26.720	93.6	1:35.401	
2 -	44.620	69.2	56.799	61.1	36.078	66.0	2:17.497	8 -	28.683	115.1	40.082	97.1	26.685	93.5	1:35.450
3 -	43.873	68.7	54.245	61.9	30.967	92.5	2:09.085	9 -	41.694	64.6	1:01.285	58.4	37.808	55.6	2:20.787
4 -	29.862	112.2	40.505	97.5	26.773	93.5	1:37.140	10 -	48.005	57.8	1:06.125	54.0	30.902	93.4	2:25.032
5 -	29.239	114.3	40.053	98.4	26.681	93.1	1:35.973	11 -	29.355	113.9	39.999	96.7	26.826	93.1	1:36.180
6 -	28.917	114.3	39.947	98.3	26.652	93.6	1:35.516								
32	Daniel ROWBOTTOM	DRM M-sport													
1 -	56.3	1:00.104	42.9	37.833	45.2	2:43.195	4 -	31.093	112.8	40.754	98.0	26.955	94.3	1:38.802	
2 -	44.555	51.5	54.311	51.3	37.423	45.2	2:16.289	5 -	30.390	114.1	40.811	98.0	27.161	92.8	1:38.362
3 -	45.260	52.8	49.007	74.0	30.386	93.5	2:04.653	6 -	29.999	114.1	40.867	98.0	26.891	94.3	1:37.757
34	Martin BYFORD	AB Glass / Z Speed Racing													
1 -	53.1	59.605	51.6	37.731	53.1	2:36.419	7 -	28.919	114.9	40.572	97.0	26.416	93.5	1:35.907	
2 -	45.352	55.1	54.946	55.9	36.482	59.3	2:16.780	8 -	29.143	114.7	40.689	95.3	26.972	89.1	1:36.804
3 -	44.860	59.8	51.448	59.0	31.369	93.8	2:07.677	9 -	38.638	66.5	1:01.020	54.3	39.357	52.0	2:19.015
4 -	30.429	112.6	40.736	96.3	26.991	93.2	1:38.156	10 -	47.516	56.8	1:06.176	50.3	30.128	93.1	2:23.820
5 -	29.492	113.7	40.744	97.1	26.390	93.4	1:36.626	11 -	30.219	113.9	40.177	97.4	26.536	93.2	1:36.932
6 -	29.238	114.3	40.004	97.7	26.457	93.5	1:35.699								
42	David GREEN	Daniels Motorsport													
1 -	51.3	59.835	47.1	37.522	49.2	2:41.728	7 -	30.573	107.9	42.373	96.3	27.260	93.0	1:40.206	
2 -	44.977	53.2	54.728	51.1	37.108	48.7	2:16.813	8 -	29.682	108.1	41.921	95.6	27.722	92.2	1:39.325
3 -	45.491	55.1	49.334	80.8	30.189	90.1	2:05.014	9 -	32.505	100.6	45.645	66.6	38.785	44.1	1:56.935
4 -	32.850	95.2	45.222	94.3	28.562	87.7	1:46.634	10 -	47.412	52.1	1:06.003	61.7	30.179	93.1	2:23.594
5 -	31.766	102.9	42.819	94.0	27.636	94.2	1:42.221	11 -	30.972	110.9	41.534	96.3	27.404	93.8	1:39.910
6 -	30.309	107.4	42.066	93.7	27.446	93.4	1:39.821								
44	Freddy NORDSTROM	PlumberTraining.com / Advent Motorsport													
1 -	49.8	59.712	48.4	37.453	49.6	2:40.789	7 -	30.133	113.7	41.188	97.8	26.898	93.5	1:38.219	
2 -	45.261	50.8	54.692	49.5	36.662	51.1	2:16.615	8 -	29.669	110.0	40.841	97.4	27.050	89.6	1:37.560
3 -	45.876	55.1	48.817	66.1	30.950	93.5	2:05.643	9 -	33.770	81.9	58.930	50.5	39.826	46.1	2:12.526
4 -	30.295	114.3	41.498	97.4	27.686	94.3	1:39.479	10 -	47.225	55.0	1:05.993	55.4	29.884	92.6	2:23.102
5 -	30.136	114.5	40.739	97.8	27.330	94.2	1:38.205	11 -	29.891	114.3	40.863	95.1	27.333	94.7	1:38.087
6 -	30.070	114.7	40.595	98.4	27.025	94.4	1:37.690								
69	Dan STRINGFELLOW	West Suffolk Racing													
1 -	55.4	1:00.181	41.3	38.205	47.7	2:44.912	7 -	30.247	110.6	42.462	96.4	27.927	92.1	1:40.636	
2 -	44.307	53.5	54.043	65.5	36.963	47.4	2:15.313	8 -	30.216	112.2	41.533	95.7	27.828	91.4	1:39.577
3 -	45.780	50.2	49.471	91.6	29.839	92.6	2:05.090	9 -	31.091	110.7	46.165	50.7	39.423	50.3	1:56.679
4 -	31.679	110.2	43.560	93.5	29.674	82.8	1:44.913	10 -	47.186	56.2	1:06.258	52.7	30.047	93.0	2:23.491
5 -	31.329	110.4	41.941	95.5	27.563	93.1	1:40.833	11 -	30.192	112.2	41.509	94.7	27.554	93.2	1:39.255
6 -	30.342	111.3	41.769	95.2	27.839	92.3	1:39.950								

Croft
Circuit Length = 2.1250 miles
Start: 13:59 End: 14:21

Weather / Track : Cloudy / Wet

SEAT Cupra Championship

ROUND 9 - SPEED TRAPS

SECTOR 1				SECTOR 2			FINISH LINE			
POS	NO	NAME	MPH	NO	NAME	MPH	NO	NAME	MPH	
1	3	Andrew HERRON	116.7	25	Robert LAWSON	98.4	44	Freddy NORDSTROM	94.7	
2	1	Jonathan ADAM	116.5	44	Freddy NORDSTROM	98.4	1	Jonathan ADAM	94.4	
3	7	Daniel WELCH	115.7	8	James APPLEBY	98.3	7	Daniel WELCH	94.4	
4	25	Robert LAWSON	115.1	14	David NYE	98.1	32	Daniel ROWBOTTOM	94.3	
5	34	Martin BYFORD	114.9	32	Daniel ROWBOTTOM	98.0	3	Andrew HERRON	94.2	
6	11	Jeremy GUMBLEY	114.7	1	Jonathan ADAM	97.7	42	David GREEN	94.2	
7	44	Freddy NORDSTROM	114.7	2	Carl BREEZE	97.7	2	Carl BREEZE	93.9	
8	2	Carl BREEZE	114.5	34	Martin BYFORD	97.7	8	James APPLEBY	93.9	
9	8	James APPLEBY	114.3	3	Andrew HERRON	97.5	14	David NYE	93.8	
10	32	Daniel ROWBOTTOM	114.1	9	Jamie ACKERS	97.4	34	Martin BYFORD	93.8	
11	69	Dan STRINGFELLOW	112.2	11	Jeremy GUMBLEY	97.3	25	Robert LAWSON	93.6	
12	12	Steve MITCHELL	112.0	7	Daniel WELCH	97.1	9	Jamie ACKERS	93.4	
13	14	David NYE	111.8	12	Steve MITCHELL	97.0	11	Jeremy GUMBLEY	93.4	
14	42	David GREEN	110.9	69	Dan STRINGFELLOW	96.4	12	Steve MITCHELL	93.2	
15	9	Jamie ACKERS	110.4	42	David GREEN	96.3	69	Dan STRINGFELLOW	93.2	

SEAT Cupra Championship

ROUND 9 - BEST SECTOR TIMES

SECTOR 1			SECTOR 2			SECTOR 3			IDEAL / BEST COMPARISON						
POS	NO	NAME	TIME	NO	NAME	TIME	NO	NAME	TIME	POS	NO	NAME	IDEAL	BEST	DIFF
1	8	APPLEBY	28.458	3	HERRON	39.455	34	BYFORD	26.390	1	3	HERRON	1:34.797	1:35.058	0.261
2	25	LAWSON	28.683	1	ADAM	39.529	3	HERRON	26.630	2	1	ADAM	1:35.092	1:35.185	0.093
3	3	HERRON	28.712	25	LAWSON	39.918	25	LAWSON	26.652	3	25	LAWSON	1:35.253	1:35.401	0.148
4	1	ADAM	28.879	34	BYFORD	40.004	1	ADAM	26.684	4	34	BYFORD	1:35.313	1:35.699	0.386
5	34	BYFORD	28.919	7	WELCH	40.524	11	GUMBLEY	26.739	5	8	APPLEBY	1:36.276	1:36.854	0.578
6	2	BREEZE	29.214	8	APPLEBY	40.572	7	WELCH	26.779	6	7	WELCH	1:36.560	1:36.850	0.290
7	7	WELCH	29.257	44	NORDSTROM	40.595	32	ROWBOTTOM	26.891	7	11	GUMBLEY	1:37.040	1:37.343	0.303
8	11	GUMBLEY	29.481	2	BREEZE	40.672	44	NORDSTROM	26.898	8	44	NORDSTROM	1:37.162	1:37.560	0.398
9	44	NORDSTROM	29.669	32	ROWBOTTOM	40.754	14	NYE	27.183	9	2	BREEZE	1:37.182	1:37.457	0.275
10	42	GREEN	29.682	11	GUMBLEY	40.820	8	APPLEBY	27.246	10	32	ROWBOTTOM	1:37.338	1:37.757	0.419
11	32	ROWBOTTOM	29.693	14	NYE	41.185	42	GREEN	27.260	11	14	NYE	1:38.088	1:38.723	0.635
12	14	NYE	29.720	69	STRINGFELLOW	41.509	2	BREEZE	27.296	12	42	GREEN	1:38.476	1:39.325	0.849
13	9	ACKERS	30.021	42	GREEN	41.534	12	MITCHELL	27.410	13	69	STRINGFELLOW	1:39.255	1:39.255	0.000
14	69	STRINGFELLOW	30.192	9	ACKERS	42.098	69	STRINGFELLOW	27.554	14	9	ACKERS	1:39.798	1:40.014	0.216
15	12	MITCHELL	30.301	12	MITCHELL	42.816	9	ACKERS	27.679	15	12	MITCHELL	1:40.527	1:40.559	0.032
											Perfect Lap		1:34.303		

SEAT Cupra Championship

ROUND 9 - LAP CHART

Lap 1			Lap 2			Lap 3			Lap 4			Lap 5		
No	Behind	Laptime	No	Behind	Laptime	No	Behind	Laptime	No	Behind	Laptime	No	Behind	Laptime
25		2:32.662	25		2:17.497	25		2:09.085	25		1:37.140	25		1:35.973
3	1.761	2:34.423	3	0.890	2:16.626	3	0.428	2:08.623	3	0.826	1:37.538	3	1.421	1:36.568
1	2.449	2:35.111	1	2.016	2:17.064	1	1.137	2:08.206	1	2.011	1:38.014	1	2.471	1:36.433
34	3.757	2:36.419	34	3.040	2:16.780	34	1.632	2:07.677	34	2.648	1:38.156	34	3.301	1:36.626
2	4.641	2:37.303	2	4.006	2:16.862	2	2.298	2:07.377	2	4.427	1:39.269	2	6.522	1:38.068
8	5.965	2:38.627	8	5.347	2:16.879	8	2.697	2:06.435	8	5.403	1:39.846	7	7.934	1:38.016
7	7.036	2:39.698	7	6.197	2:16.658	7	3.167	2:06.055	7	5.891	1:39.864	8	8.156	1:38.726
44	8.127	2:40.789	44	7.245	2:16.615	44	3.803	2:05.643	44	6.142	1:39.479	44	8.374	1:38.205
42	9.066	2:41.728	42	8.382	2:16.813	42	4.311	2:05.014	32	6.555	1:38.802	32	8.944	1:38.362
32	10.533	2:43.195	32	9.325	2:16.289	32	4.893	2:04.653	11	13.359	1:44.053	11	16.750	1:39.364
69	12.250	2:44.912	69	10.066	2:15.313	69	6.071	2:05.090	42	13.805	1:46.634	69	18.704	1:40.833
11	13.692	2:46.354	11	11.296	2:15.101	11	6.446	2:04.235	69	13.844	1:44.913	42	20.053	1:42.221
14	15.269	2:47.931	14	12.833	2:15.061	14	7.408	2:03.660	14	14.635	1:44.367	14	21.200	1:42.538
9	16.804	2:49.466	9	14.355	2:15.048	9	8.351	2:03.081	9	23.760	1:52.549	9	29.993	1:42.206
12	17.732	2:50.394	12	15.259	2:15.024	12	20.916	2:14.742	12	28.104	1:44.328	12	34.346	1:42.215

SEAT Cupra Championship

ROUND 9 - LAP CHART

Lap 6			Lap 7			Lap 8			Lap 9			Lap 10		
No	Behind	Laptime	No	Behind	Laptime	No	Behind	Laptime	No	Behind	Laptime	No	Behind	Laptime
25		1:35.516	25		1:35.401	25		1:35.450	25		2:20.787	25		2:25.032
3	1.313	1:35.408	3	0.970	1:35.058	3	1.226	1:35.706	3	1.196	2:20.757	3	0.572	2:24.408
1	2.438	1:35.483	1	2.222	1:35.185	1	2.202	1:35.430	1	1.853	2:20.438	1	1.894	2:25.073
34	3.484	1:35.699	34	3.990	1:35.907	34	5.344	1:36.804	34	3.572	2:19.015	34	2.360	2:23.820
2	8.533	1:37.527	2	10.855	1:37.723	2	12.862	1:37.457	2	4.342	2:12.267	2	3.408	2:24.098
7	9.268	1:36.850	7	12.319	1:38.452	8	13.762	1:36.854	8	5.624	2:12.649	8	4.194	2:23.602
8	10.208	1:37.568	8	12.358	1:37.551	7	14.385	1:37.516	7	6.198	2:12.600	7	4.510	2:23.344
44	10.548	1:37.690	44	13.366	1:38.219	44	15.476	1:37.560	44	7.215	2:12.526	44	5.285	2:23.102
32	11.185	1:37.757	11	20.635	1:37.459	11	23.106	1:37.921	11	7.822	2:05.503	11	5.844	2:23.054
11	18.577	1:37.343	69	28.373	1:40.636	69	32.500	1:39.577	69	8.392	1:56.679	69	6.851	2:23.491
69	23.138	1:39.950	42	29.163	1:40.206	42	33.038	1:39.325	42	9.186	1:56.935	42	7.748	2:23.594
42	24.358	1:39.821	14	30.014	1:40.382	14	33.934	1:39.370	14	10.570	1:57.423	14	9.879	2:24.341
14	25.033	1:39.349	9	41.178	1:40.958	9	45.742	1:40.014	9	11.960	1:47.005	9	10.202	2:23.274
9	35.621	1:41.144	12	46.622	1:41.381	12	51.731	1:40.559	12	15.310	1:44.366	12	12.365	2:22.087
12	40.642	1:41.812												

SEAT Cupra Championship

ROUND 9 - LAP CHART

Lap 11		
No	Behind	Laptime
25		1:36.180
3	1.134	1:36.742
1	2.288	1:36.574
34	3.112	1:36.932
2	4.715	1:37.487
7	5.955	1:37.625
8	6.727	1:38.713
44	7.192	1:38.087
11	7.691	1:38.027
69	9.926	1:39.255
42	11.478	1:39.910
14	12.422	1:38.723
9	18.843	1:44.821
12	20.427	1:44.242

SEAT Cupra Championship

ROUND 9 - POSITION CHART

No	Name	Laps Pos	1	2	3	4	5	6	7	8	9	10	11
			25	LAWSON	1	25	25	25	25	25	25	25	25
3	HERRON	2	3	3	3	3	3	3	3	3	3	3	3
1	ADAM	3	1	1	1	1	1	1	1	1	1	1	1
34	BYFORD	4	34	34	34	34	34	34	34	34	34	34	34
2	BREEZE	5	2	2	2	2	2	2	2	2	2	2	2
8	APPLEBY	6	8	8	8	8	7	7	7	8	8	8	7
7	WELCH	7	7	7	7	7	8	8	8	7	7	7	8
44	NORDSTROM	8	44	44	44	44	44	44	44	44	44	44	44
42	GREEN	9	42	42	42	32	32	32	11	11	11	11	11
32	ROWBOTTOM	10	32	32	32	11	11	11	69	69	69	69	69
69	STRINGFELLOW	11	69	69	69	42	69	69	42	42	42	42	42
11	GUMBLEY	12	11	11	11	69	42	42	14	14	14	14	14
14	NYE	13	14	14	14	14	14	14	9	9	9	9	9
9	ACKERS	14	9	9	9	9	9	9	12	12	12	12	12
12	MITCHELL	15	12	12	12	12	12	12					