



# FORMULA RENAULT UK CHAMPIONSHIP

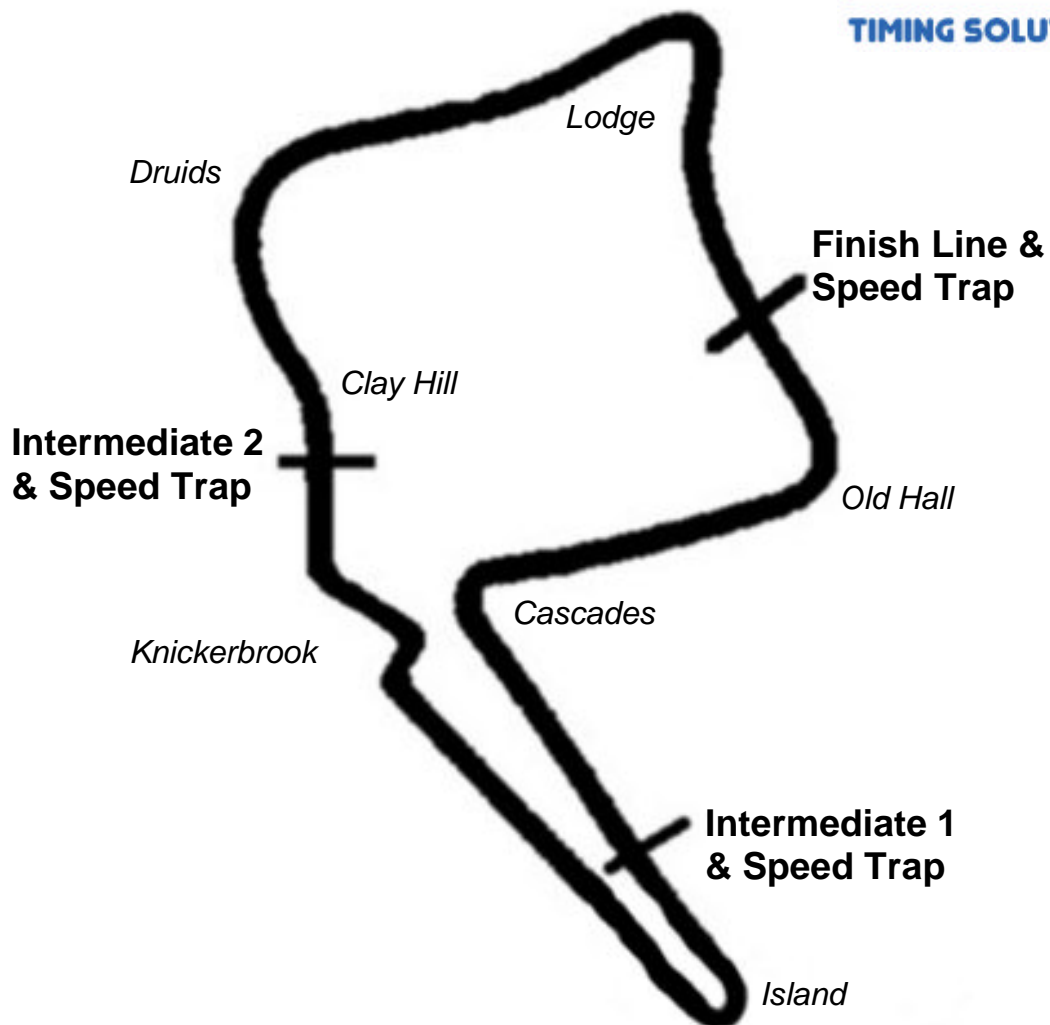
**Rounds 15 & 16  
Oulton Park Island**

**26th / 27th July 2008**



**Results Provided by Timing Solutions Ltd**  
[www.tsl-timing.com](http://www.tsl-timing.com)

# OULTON PARK ISLAND



Circuit Length: 2.2260 miles / 3582.4 metres  
Intermediate 1: 1163 metres  
Intermediate 2: 2316 metres  
Pit In: 3564 metres  
Pit Out: 180 metres after Finish Line

# Formula Renault UK with Michelin

## QUALIFYING - ROUND 15 - CLASSIFICATION

POS	NO	CL	NAME	NAT	ENTRY	TIME	ON	LAPS	GAP	DIFF	MPH
1	2	G	<b>James CALADO</b>	GBR	Fortec Motorsport	<b>1:18.824</b>	5	6			101.66
2	5		<b>Adam CHRISTODOULOU</b>	GBR	CR Scuderia Formula Renault	<b>1:18.872</b>	5	6	<b>0.048</b>	0.048	101.60
3	22		<b>Alexander SIMS</b>	GBR	Manor Competition	<b>1:18.886</b>	6	6	<b>0.062</b>	0.014	101.58
4	7	G	<b>Dean STONEMAN</b>	GBR	Alpine Motorsport	<b>1:18.939</b>	5	6	<b>0.115</b>	0.053	101.51
5	1		<b>Adriano BUZAID</b>	BRA	Fortec Motorsport	<b>1:19.074</b>	4	6	<b>0.250</b>	0.135	101.34
6	35		<b>Kris LOANE</b>	GBR	Manor Competition	<b>1:19.113</b>	5	6	<b>0.289</b>	0.039	101.29
7	43	G	<b>Scott JENKINS</b>	GBR	CR Scuderia Formula Renault	<b>1:19.122</b>	5	5	<b>0.298</b>	0.009	101.28
8	13		<b>Jordan OAKES</b>	GBR	Eurotek Motorsport	<b>1:19.182</b>	6	6	<b>0.358</b>	0.060	101.20
9	8		<b>Riki CHRISTODOULOU</b>	GBR	Fortec Motorsport	<b>1:19.203</b>	5	6	<b>0.379</b>	0.021	101.17
10	6		<b>Jesse KROHN</b>	FIN	CR Scuderia Formula Renault	<b>1:19.233</b>	5	6	<b>0.409</b>	0.030	101.13
11	24	G	<b>Henry SURTEES</b>	GBR	Manor Competition	<b>1:19.458</b>	9	9	<b>0.634</b>	0.225	100.85
12	20		<b>Kieren CLARK</b>	GBR	Apotex Scorpio Motorsport	<b>1:19.812</b>	5	7	<b>0.988</b>	0.354	100.40
13	25		<b>Thomas HYLKEMA</b>	NED	Mark Burdett Motorsport	<b>1:19.835</b>	6	6	<b>1.011</b>	0.023	100.37
14	26		<b>Fredrik BLOMSTEDT</b>	GBR	Mark Burdett Motorsport	<b>1:19.881</b>	6	6	<b>1.057</b>	0.046	100.31
15	23		<b>Ryuji YAMAMOTO</b>	JPN	CR Scuderia Formula Renault	<b>1:19.882</b>	3	3	<b>1.058</b>	0.001	100.31
16	9	G	<b>Oli WEBB</b>	GBR	Fortec Motorsport	<b>1:19.940</b>	4	6	<b>1.116</b>	0.058	100.24
17	3	G	<b>ROSSI</b>	GBR	Worswick Engineering	<b>1:20.097</b>	7	7	<b>1.273</b>	0.157	100.04
18	16	G	<b>Tom ARMOUR</b>	GBR	Manor Competition	<b>1:20.352</b>	5	8	<b>1.528</b>	0.255	99.73
19	38	G	<b>Joshua SCOTT</b>	AUS	Apotex Scorpio Motorsport	<b>1:20.820</b>	5	6	<b>1.996</b>	0.468	99.15
20	33	G	<b>Tom MUN</b>	KOR	Apotex Scorpio Motorsport	<b>1:20.848</b>	8	9	<b>2.024</b>	0.028	99.11

Weather / Track : Sunny / Dry

These results are provisional until the conclusion of any judicial and technical matters.

Oulton Park Island  
Circuit Length = 2.2260 miles  
Start: 08:30 End: 08:51

Clerk of Course :		Timekeeper :
-------------------	--	--------------

**Formula Renault UK with Michelin**  
**QUALIFYING - ROUND 15 - SECTOR ANALYSIS**

<b>1</b>	<b>Adriano BUZAI</b>				<b>Fortec Motorsport</b>										
1 -	24.403	123.4	31.251	109.7	29.676	113.7	1:25.330	4 -	<b>22.488</b>	<b>127.3</b>	<b>30.449</b>	111.1	<b>26.137</b>	<b>115.9</b>	<b>1:19.074</b>
2 -	22.900	126.1	30.867	109.8	26.353	114.7	1:20.120	5 -	27.337	109.3	32.858	110.6	26.523	115.5	1:26.718
3 -	22.569	126.6	30.818	110.6	26.166	115.7	1:19.553	6 -	22.631	126.6	30.453	<b>111.8</b>	26.188	115.5	1:19.272
<b>2</b>	<b>James CALADO</b>				<b>Fortec Motorsport</b>										
1 -	25.268	112.2	36.405	98.5	28.198	113.9	1:29.871	4 -	22.621	126.4	<b>30.340</b>	110.6	26.278	114.7	1:19.239
2 -	23.207	124.0	30.917	110.2	26.357	114.5	1:20.481	5 -	<b>22.417</b>	<b>127.3</b>	30.378	<b>110.7</b>	<b>26.029</b>	<b>115.3</b>	<b>1:18.824</b>
3 -	22.682	125.9	30.558	110.6	26.195	114.5	1:19.435	6 -	23.613	96.0	34.570	108.8	27.493	114.3	1:25.676
<b>3</b>	<b>ROSSI</b>				<b>Worswick Engineering</b>										
1 -	29.981	81.5	44.162	61.0	31.429	113.9	1:45.572	5 -	22.982	124.7	30.940	111.3	26.568	115.5	1:20.490
2 -	24.080	123.6	31.919	110.2	27.865	114.9	1:23.864	6 -	<b>22.958</b>	<b>125.9</b>	<b>30.779</b>	111.3	26.702	115.7	1:20.439
3 -	23.372	125.7	31.335	<b>111.5</b>	26.758	115.1	1:21.465	7 -	22.974	125.0	30.856	<b>111.5</b>	<b>26.267</b>	<b>115.9</b>	<b>1:20.097</b>
4 -	24.868	117.9	32.047	<b>111.5</b>	28.330	115.1	1:25.245								
<b>5</b>	<b>Adam CHRISTODOULOU</b>				<b>CR Scuderia Formula Renault</b>										
1 -	27.180	64.3	36.484	108.9	28.525	114.5	1:32.189	4 -	22.652	126.4	33.279	109.3	26.186	115.9	1:22.117
2 -	22.960	124.7	30.544	111.5	26.225	115.3	1:19.729	5 -	<b>22.550</b>	<b>126.6</b>	<b>30.279</b>	<b>112.8</b>	<b>26.043</b>	116.1	<b>1:18.872</b>
3 -	22.677	126.1	30.312	112.0	26.058	115.7	1:19.047	6 -	22.695	<b>126.6</b>	30.362	111.7	26.093	<b>116.3</b>	1:19.150
<b>6</b>	<b>Jesse KROHN</b>				<b>CR Scuderia Formula Renault</b>										
1 -	24.612	117.3	32.571	108.8	26.548	114.7	1:23.731	4 -	22.900	125.7	30.510	<b>110.7</b>	26.234	114.9	1:19.644
2 -	23.028	124.5	30.762	<b>110.7</b>	27.780	104.4	1:21.570	5 -	22.651	<b>126.4</b>	<b>30.458</b>	<b>110.7</b>	26.124	<b>115.1</b>	<b>1:19.233</b>
3 -	23.358	124.5	30.766	110.4	26.247	<b>115.1</b>	1:20.371	6 -	<b>22.638</b>	125.9	30.513	<b>110.7</b>	<b>26.096</b>	<b>115.1</b>	1:19.247
<b>7</b>	<b>Dean STONEMAN</b>				<b>Alpine Motorsport</b>										
1 -	29.711	104.2	37.041	106.7	29.569	114.7	1:36.321	4 -	22.901	126.4	30.330	113.0	26.191	116.1	1:19.422
2 -	24.004	124.7	31.907	109.5	27.017	115.9	1:22.928	5 -	<b>22.586</b>	<b>127.3</b>	<b>30.208</b>	113.2	26.145	115.7	<b>1:18.939</b>
3 -	22.979	126.9	30.460	112.6	26.265	<b>116.3</b>	1:19.704	6 -	22.636	<b>127.3</b>	30.268	<b>113.4</b>	<b>26.144</b>	115.9	1:19.048
<b>8</b>	<b>Riki CHRISTODOULOU</b>				<b>Fortec Motorsport</b>										
1 -	26.876	99.0	32.588	108.6	26.903	113.7	1:26.367	4 -	26.078	79.1	39.856	106.2	26.729	<b>115.9</b>	1:32.663
2 -	23.296	124.3	31.018	110.0	26.478	114.5	1:20.792	5 -	22.780	126.1	<b>30.398</b>	111.1	<b>26.025</b>	115.7	<b>1:19.203</b>
3 -	22.975	124.5	30.626	111.3	26.209	115.1	1:19.810	6 -	<b>22.652</b>	<b>126.9</b>	30.509	<b>112.0</b>	26.135	115.5	1:19.296
<b>9</b>	<b>Oli WEBB</b>				<b>Fortec Motorsport</b>										
1 -	24.207	120.7	1:01.762	87.5	28.705	114.9	1:54.674	4 -	22.909	125.9	<b>30.779</b>	110.4	<b>26.252</b>	115.5	<b>1:19.940</b>
2 -	23.239	125.0	31.354	110.0	26.573	115.3	1:21.166	5 -	<b>22.795</b>	124.5	30.799	<b>110.9</b>	26.454	<b>115.7</b>	1:20.048
3 -	22.951	125.9	30.995	110.6	26.297	<b>115.7</b>	1:20.243	6 -	22.825	<b>126.9</b>	31.116	104.4	26.840	<b>115.7</b>	1:20.781
<b>13</b>	<b>Jordan OAKES</b>				<b>Eurotek Motorsport</b>										
1 -	27.751	96.1	32.377	110.0	26.865	113.2	1:26.993	4 -	22.717	<b>125.9</b>	30.414	111.3	26.215	114.3	1:19.346
2 -	24.385	123.1	31.540	110.2	27.140	114.7	1:23.065	5 -	22.734	125.7	<b>30.311</b>	<b>111.8</b>	26.143	<b>115.3</b>	1:19.188
3 -	22.962	124.0	30.548	111.3	26.355	<b>115.3</b>	1:19.865	6 -	<b>22.709</b>	123.4	30.438	111.7	<b>26.035</b>	114.9	<b>1:19.182</b>
<b>16</b>	<b>Tom ARMOUR</b>				<b>Manor Competition</b>										
1 -	23.881	122.5	31.648	108.6	27.084	111.3	1:22.613	5 -	<b>23.005</b>	<b>125.2</b>	<b>30.915</b>	109.3	26.432	114.1	<b>1:20.352</b>
2 -	23.540	123.8	31.180	109.7	29.366	114.1	1:24.086	6 -	23.043	124.7	30.961	109.8	26.417	<b>114.5</b>	1:20.421
3 -	23.543	118.1	31.537	110.0	26.893	114.1	1:21.973	7 -	29.236	85.4	31.872	110.2	26.600	113.0	1:27.708
4 -	23.270	<b>125.2</b>	31.456	109.1	26.525	114.1	1:21.251	8 -	23.057	124.5	31.040	<b>110.4</b>	<b>26.397</b>	<b>114.5</b>	1:20.494
<b>20</b>	<b>Kieren CLARK</b>				<b>Apotex Scorpio Motorsport</b>										
1 -	23.942	122.5	31.365	108.4	26.808	114.7	1:22.115	5 -	<b>22.780</b>	<b>126.6</b>	<b>30.784</b>	111.1	26.248	115.7	<b>1:19.812</b>
2 -	23.217	125.0	30.920	110.6	26.713	<b>116.5</b>	1:20.850	6 -	22.954	126.1	31.419	110.7	<b>26.230</b>	115.9	1:20.603
3 -	24.412	122.0	33.501	97.4	26.777	115.3	1:24.690	7 -	22.821	126.4	30.921	<b>111.3</b>	26.275	115.9	1:20.017
4 -	23.023	125.9	30.800	<b>111.3</b>	26.324	115.3	1:20.147								
<b>22</b>	<b>Alexander SIMS</b>				<b>Manor Competition</b>										
1 -	25.780	114.3	32.508	109.8	30.687	114.1	1:28.975	4 -	22.802	125.2	30.461	111.3	26.334	114.7	1:19.597
2 -	23.163	124.5	30.513	111.7	26.484	114.1	1:20.160	5 -	22.733	125.4	<b>30.096</b>	<b>112.2</b>	26.418	<b>115.3</b>	1:19.247
3 -	22.925	124.7	30.505	111.7	26.528	114.5	1:19.958	6 -	<b>22.553</b>	<b>125.7</b>	30.208	<b>112.2</b>	<b>26.125</b>	114.7	<b>1:18.886</b>

Oulton Park Island  
Circuit Length = 2.2260 miles  
Start: 08:30 End: 08:51

Weather / Track : Sunny / Dry

Formula Renault UK with Michelin  
**QUALIFYING - ROUND 15 - SECTOR ANALYSIS**

<b>23</b>	<b>Ryuji YAMAMOTO</b>	CR Scuderia Formula Renault													
1 -	25.717	119.6	33.799	102.5	28.595	113.0	1:28.111	3 -	22.944	124.5	30.632	110.4	26.306	113.7	1:19.882
2 -	23.511	123.6	31.069	109.8	26.537	113.6	1:21.117								
<b>24</b>	<b>Henry SURTEES</b>	Manor Competition													
1 -	23.905	123.8	32.047	109.3	27.087	113.6	1:23.039	6 -	22.905	125.4	30.808	111.7	26.107	114.9	1:19.820
2 -	24.161	121.8	32.685	110.7	27.217	114.5	1:24.063	7 -	22.712	125.2	30.813	111.7	26.172	114.3	1:19.697
3 -	23.126	125.7	31.064	110.9	26.422	114.5	1:20.612	8 -	22.732	125.2	34.661	107.0	26.671	115.5	1:24.064
4 -	23.176	123.8	33.459	103.9	27.067	114.5	1:23.702	9 -	22.740	125.0	30.662	111.7	26.056	115.5	1:19.458
5 -	23.159	123.8	30.742	111.3	26.126	114.1	1:20.027								
<b>25</b>	<b>Thomas HYLKEMA</b>	Mark Burdett Motorsport													
1 -	29.526	98.1	41.037	83.3	35.781	114.3	1:46.344	4 -	23.381	124.0	30.684	110.9	26.438	115.9	1:20.503
2 -	24.232	86.3	36.107	109.8	27.930	115.3	1:28.269	5 -	23.109	125.0	30.470	112.2	26.289	115.9	1:19.868
3 -	23.082	125.9	30.521	112.0	26.506	115.1	1:20.109	6 -	23.166	123.6	30.409	112.2	26.260	115.9	1:19.835
<b>26</b>	<b>Fredrik BLOMSTEDT</b>	Mark Burdett Motorsport													
1 -	25.280	120.7	31.994	109.3	28.501	114.1	1:25.775	4 -	23.030	124.7	31.095	110.2	27.629	114.1	1:21.754
2 -	23.662	123.1	31.518	111.1	26.684	114.9	1:21.864	5 -	23.139	124.3	30.980	111.7	26.494	115.1	1:20.613
3 -	23.113	124.5	31.071	111.3	26.365	115.1	1:20.549	6 -	23.015	125.7	30.535	111.8	26.331	114.7	1:19.881
<b>33</b>	<b>Tom MUN</b>	Apotex Scorpio Motorsport													
1 -	24.204	121.8	32.399	108.6	27.252	113.2	1:23.855	6 -	23.357	124.5	31.631	109.5	26.589	114.5	1:21.577
2 -	23.822	120.3	31.985	109.1	27.122	113.4	1:22.929	7 -	23.092	125.0	31.439	110.0	26.476	115.1	1:21.007
3 -	25.506	118.4	32.007	109.1	29.347	113.7	1:26.860	8 -	23.070	125.7	31.385	110.9	26.393	114.5	1:20.848
4 -	24.079	123.1	34.072	108.9	26.761	113.9	1:24.912	9 -	23.655	123.6	31.411	109.8	26.565	114.7	1:21.631
5 -	23.980	122.7	31.734	109.1	26.812	113.0	1:22.526								
<b>35</b>	<b>Kris LOANE</b>	Manor Competition													
1 -	23.946	123.6	32.732	101.8	31.005	114.9	1:27.683	4 -	22.767	126.1	30.316	111.8	26.232	115.5	1:19.315
2 -	23.199	125.9	30.626	109.5	27.429	115.1	1:21.254	5 -	22.626	126.9	30.267	111.1	26.220	115.5	1:19.113
3 -	23.234	124.7	30.645	111.8	26.426	115.7	1:20.305	6 -	22.600	127.1	30.358	111.8	26.405	114.5	1:19.363
<b>38</b>	<b>Joshua SCOTT</b>	Apotex Scorpio Motorsport													
1 -	23.944	123.6	31.294	108.8	26.942	114.1	1:22.180	4 -	23.631	123.8	31.153	110.0	26.618	113.9	1:21.402
2 -	23.299	124.3	31.135	109.8	26.839	114.3	1:21.273	5 -	23.218	124.7	31.126	110.4	26.476	114.5	1:20.820
3 -	23.313	124.5	31.025	109.8	26.773	114.3	1:21.111	6 -	22.947	125.4	30.877	110.7	ln		1:24.068 P
<b>43</b>	<b>Scott JENKINS</b>	CR Scuderia Formula Renault													
1 -	33.984	84.1	38.598	86.4	31.258	114.5	1:43.840	4 -	22.969	125.2	30.370	112.2	26.115	115.7	1:19.454
2 -	23.553	124.3	30.611	111.7	26.564	114.9	1:20.728	5 -	22.591	126.1	30.266	112.4	26.265	115.3	1:19.122
3 -	27.145	114.3	31.274	111.1	26.869	114.9	1:25.288								

**Formula Renault UK with Michelin**  
**QUALIFYING - ROUND 15 - SPEED TRAPS**

SECTOR 1				SECTOR 2			FINISH LINE			
POS	NO	NAME	MPH	NO	NAME	MPH	NO	NAME	MPH	
1	1	Adriano BUZAID	127.3	7	Dean STONEMAN	113.4	20	Kieren CLARK	116.5	
2	2	James CALADO	127.3	5	Adam CHRISTODOULOU	112.8	5	Adam CHRISTODOULOU	116.3	
3	7	Dean STONEMAN	127.3	43	Scott JENKINS	112.4	7	Dean STONEMAN	116.3	
4	35	Kris LOANE	127.1	22	Alexander SIMS	112.2	1	Adriano BUZAID	115.9	
5	8	Riki CHRISTODOULOU	126.9	25	Thomas HYLKEMA	112.2	3	ROSSI	115.9	
6	9	Oli WEBB	126.9	8	Riki CHRISTODOULOU	112.0	8	Riki CHRISTODOULOU	115.9	
7	5	Adam CHRISTODOULOU	126.6	1	Adriano BUZAID	111.8	25	Thomas HYLKEMA	115.9	
8	20	Kieren CLARK	126.6	13	Jordan OAKES	111.8	9	Oli WEBB	115.7	
9	6	Jesse KROHN	126.4	26	Fredrik BLOMSTEDT	111.8	35	Kris LOANE	115.7	
10	43	Scott JENKINS	126.1	35	Kris LOANE	111.8	43	Scott JENKINS	115.7	
11	3	ROSSI	125.9	24	Henry SURTEES	111.7	24	Henry SURTEES	115.5	
12	13	Jordan OAKES	125.9	3	ROSSI	111.5	2	James CALADO	115.3	
13	25	Thomas HYLKEMA	125.9	20	Kieren CLARK	111.3	13	Jordan OAKES	115.3	
14	22	Alexander SIMS	125.7	9	Oli WEBB	110.9	22	Alexander SIMS	115.3	
15	24	Henry SURTEES	125.7	33	Tom MUN	110.9	6	Jesse KROHN	115.1	
16	26	Fredrik BLOMSTEDT	125.7	2	James CALADO	110.7	26	Fredrik BLOMSTEDT	115.1	
17	33	Tom MUN	125.7	6	Jesse KROHN	110.7	33	Tom MUN	115.1	
18	38	Joshua SCOTT	125.4	38	Joshua SCOTT	110.7	16	Tom ARMOUR	114.5	
19	16	Tom ARMOUR	125.2	16	Tom ARMOUR	110.4	38	Joshua SCOTT	114.5	
20	23	Ryuji YAMAMOTO	124.5	23	Ryuji YAMAMOTO	110.4	23	Ryuji YAMAMOTO	113.7	

Weather / Track : Sunny / Dry

www.tsl-timing.com

Oulton Park Island  
 Circuit Length = 2.2260 miles  
 Start: 08:30 End: 08:51


Printed - 08.52 Saturday, 26 July 2008

# Formula Renault UK with Michelin

## QUALIFYING - ROUND 15 - BEST SECTOR TIMES

SECTOR 1				SECTOR 2				SECTOR 3				IDEAL / BEST COMPARISON			
POS	NO	NAME	TIME	NO	NAME	TIME	NO	NAME	TIME	POS	NO	NAME	IDEAL	BEST	DIFF
1	2	CALADO	22.417	22	SIMS	30.096	8	CHRISTODOULOU	26.025	1	22	SIMS	1:18.774	1:18.886	0.112
2	1	BUZOID	22.488	7	STONEMAN	30.208	2	CALADO	26.029	2	2	CALADO	1:18.786	1:18.824	0.038
3	5	CHRISTODOULOU	22.550	43	JENKINS	30.266	13	OAKES	26.035	3	5	CHRISTODOULOU	1:18.872	1:18.872	0.000
4	22	SIMS	22.553	35	LOANE	30.267	5	CHRISTODOULOU	26.043	4	7	STONEMAN	1:18.938	1:18.939	0.001
5	7	STONEMAN	22.586	5	CHRISTODOULOU	30.279	24	SURTEES	26.056	5	43	JENKINS	1:18.972	1:19.122	0.150
6	43	JENKINS	22.591	13	OAKES	30.311	6	KROHN	26.096	6	13	OAKES	1:19.055	1:19.182	0.127
7	35	LOANE	22.600	2	CALADO	30.340	43	JENKINS	26.115	7	1	BUZOID	1:19.074	1:19.074	0.000
8	6	KROHN	22.638	8	CHRISTODOULOU	30.398	22	SIMS	26.125	8	8	CHRISTODOULOU	1:19.075	1:19.203	0.128
9	8	CHRISTODOULOU	22.652	25	HYLKEMA	30.409	1	BUZOID	26.137	9	35	LOANE	1:19.087	1:19.113	0.026
10	13	OAKES	22.709	1	BUZOID	30.449	7	STONEMAN	26.144	10	6	KROHN	1:19.192	1:19.233	0.041
11	24	SURTEES	22.712	6	KROHN	30.458	35	LOANE	26.220	11	24	SURTEES	1:19.430	1:19.458	0.028
12	20	CLARK	22.780	26	BLOMSTEDT	30.535	20	CLARK	26.230	12	25	HYLKEMA	1:19.751	1:19.835	0.084
13	9	WEBB	22.795	23	YAMAMOTO	30.632	9	WEBB	26.252	13	20	CLARK	1:19.794	1:19.812	0.018
14	23	YAMAMOTO	22.944	24	SURTEES	30.662	25	HYLKEMA	26.260	14	9	WEBB	1:19.826	1:19.940	0.114
15	38	SCOTT	22.947	3	ROSSI	30.779	3	ROSSI	26.267	15	26	BLOMSTEDT	1:19.881	1:19.881	0.000
16	3	ROSSI	22.958	9	WEBB	30.779	23	YAMAMOTO	26.306	16	23	YAMAMOTO	1:19.882	1:19.882	0.000
17	16	ARMOUR	23.005	20	CLARK	30.784	26	BLOMSTEDT	26.331	17	3	ROSSI	1:20.004	1:20.097	0.093
18	26	BLOMSTEDT	23.015	38	SCOTT	30.877	33	MUN	26.393	18	38	SCOTT	1:20.300	1:20.820	0.520
19	33	MUN	23.070	16	ARMOUR	30.915	16	ARMOUR	26.397	19	16	ARMOUR	1:20.317	1:20.352	0.035
20	25	HYLKEMA	23.082	33	MUN	31.385	38	SCOTT	26.476	20	33	MUN	1:20.848	1:20.848	0.000
													<b>Perfect Lap</b>	<b>1:18.538</b>	

**Formula Renault UK with Michelin**  
**ROUND 15 - GRID**

ROW 10	1:20.820 38 Joshua SCOTT	1:20.848 33 Tom MUN
ROW 9	1:20.097 3 ROSSI	1:20.352 16 Tom ARMOUR
ROW 8	1:19.882 23 Ryuji YAMAMOTO	1:19.940 9 Oli WEBB
ROW 7	1:19.835 25 Thomas HYLKEMA	1:19.881 26 Fredrik BLOMSTEDT
ROW 6	1:19.458 24 Henry SURTEES	1:19.812 20 Kieren CLARK
ROW 5	1:19.203 8 Riki CHRISTODOULOU	1:19.233 6 Jesse KROHN
ROW 4	1:19.122 43 Scott JENKINS	1:19.182 13 Jordan OAKES
ROW 3	1:19.074 1 Adriano BUZAID	1:19.113 35 Kris LOANE
ROW 2	1:18.886 22 Alexander SIMS	1:18.939 7 Dean STONEMAN
ROW 1	1:18.824 2 James CALADO	1:18.872 5 Adam CHRISTODOULOU
<b>Pole</b>		
		

Oulton Park Island  
 Circuit Length = 2.2260 miles

Clerk of Course :		Timekeeper :

# Formula Renault UK with Michelin

## QUALIFYING - ROUND 16 - CLASSIFICATION

POS	NO	CL	NAME	NAT	ENTRY	TIME	ON	LAPS	GAP	DIFF	MPH
1	7	G	Dean STONEMAN	GBR	Alpine Motorsport	1:18.939	3	7			101.51
2	5		Adam CHRISTODOULOU	GBR	CR Scuderia Formula Renault	1:18.981	6	6	0.042	0.042	101.46
3	22		Alexander SIMS	GBR	Manor Competition	1:19.164	4	6	0.225	0.183	101.22
4	13		Jordan OAKES	GBR	Eurotek Motorsport	1:19.296	6	7	0.357	0.132	101.05
5	2	G	James CALADO	GBR	Fortec Motorsport	1:19.435	3	7	0.496	0.139	100.88
6	8		Riki CHRISTODOULOU	GBR	Fortec Motorsport	1:19.510	6	7	0.571	0.075	100.78
7	1		Adriano BUZAI	BRA	Fortec Motorsport	1:19.519	3	4	0.580	0.009	100.77
8	24	G	Henry SURTEES	GBR	Manor Competition	1:19.590	5	7	0.651	0.071	100.68
9	6		Jesse KROHN	FIN	CR Scuderia Formula Renault	1:19.603	3	8	0.664	0.013	100.66
10	43	G	Scott JENKINS	GBR	CR Scuderia Formula Renault	1:19.610	5	7	0.671	0.007	100.66
11	26		Fredrik BLOMSTEDT	GBR	Mark Burdett Motorsport	1:19.651	4	7	0.712	0.041	100.60
12	9	G	Oli WEBB	GBR	Fortec Motorsport	1:19.655	10	14	0.716	0.004	100.60
13	23		Ryuji YAMAMOTO	JPN	CR Scuderia Formula Renault	1:19.677	3	7	0.738	0.022	100.57
14	35		Kris LOANE	GBR	Manor Competition	1:19.741	6	7	0.802	0.064	100.49
15	20		Kieren CLARK	GBR	Apotex Scorpio Motorsport	1:19.768	6	7	0.829	0.027	100.46
16	25		Thomas HYLKEMA	NED	Mark Burdett Motorsport	1:19.846	7	8	0.907	0.078	100.36
17	38	G	Joshua SCOTT	AUS	Apotex Scorpio Motorsport	1:20.013	6	7	1.074	0.167	100.15
18	3	G	ROSSI	GBR	Worswick Engineering	1:20.277	7	7	1.338	0.264	99.82
19	16	G	Tom ARMOUR	GBR	Manor Competition	1:20.558	7	7	1.619	0.281	99.47
20	33	G	Tom MUN	KOR	Apotex Scorpio Motorsport	1:21.521	2	4	2.582	0.963	98.30

Weather / Track : Sunny / Dry

These results are provisional until the conclusion of any judicial and technical matters.

Oulton Park Island  
Circuit Length = 2.2260 miles  
Start: 13:30 End: 13:51

Clerk of Course :		Timekeeper :
-------------------	--	--------------

# Formula Renault UK with Michelin

## QUALIFYING - ROUND 16 - SECTOR ANALYSIS

<b>1</b>	<b>Adriano BUZAI</b>				Fortec Motorsport										
1 -	23.983	115.1	31.039	110.2	26.467	114.9	1:21.489	3 -	22.760	126.6	<b>30.597</b>	<b>110.9</b>	<b>26.162</b>	115.3	<b>1:19.519</b>
2 -	23.046	125.9	30.727	110.2	26.233	<b>115.5</b>	1:20.006	4 -	<b>22.630</b>	<b>127.1</b>	2:20.966	81.1	In		<b>3:25.616 P</b>
<b>2</b>	<b>James CALADO</b>				Fortec Motorsport										
1 -	25.105	119.4	33.296	104.0	27.728	114.7	1:26.129	5 -	23.219	125.9	30.941	110.0	26.569	115.3	1:20.729
2 -	23.648	116.5	31.141	109.3	26.267	114.7	1:21.056	6 -	<b>22.525</b>	<b>126.6</b>	<b>30.572</b>	110.7	26.402	113.9	1:19.499
3 -	22.682	126.1	30.665	<b>110.9</b>	<b>26.088</b>	114.9	<b>1:19.435</b>	7 -	23.914	121.1	32.926	96.0	In		1:30.249 P
4 -	22.596	<b>126.6</b>	32.017	87.8	31.988	<b>115.5</b>	1:26.601								
<b>3</b>	<b>ROSSI</b>				Worswick Engineering										
1 -	24.701	104.7	34.384	108.1	27.568	109.5	1:26.653	5 -	23.323	120.9	<b>30.718</b>	<b>111.1</b>	26.550	<b>115.5</b>	1:20.591
2 -	23.466	124.7	31.243	110.4	26.611	115.3	1:21.320	6 -	25.090	111.7	31.257	110.4	26.526	<b>115.5</b>	1:22.873
3 -	23.091	<b>125.7</b>	31.007	110.7	26.633	<b>115.5</b>	1:20.731	7 -	<b>22.857</b>	125.0	30.964	110.7	<b>26.456</b>	115.3	<b>1:20.277</b>
4 -	22.877	125.4	32.117	106.4	30.101	114.5	1:25.095								
<b>5</b>	<b>Adam CHRISTODOULOU</b>				CR Scuderia Formula Renault										
1 -	23.157	125.4	30.722	110.9	26.128	115.5	1:20.007	4 -	24.432	102.6	32.666	110.4	26.357	115.9	1:23.455
2 -	22.787	125.9	30.473	111.8	26.103	115.7	1:19.363	5 -	22.813	126.4	<b>30.329</b>	111.8	26.075	115.5	1:19.217
3 -	22.704	126.4	30.394	112.0	<b>26.050</b>	<b>116.1</b>	1:19.148	6 -	<b>22.538</b>	<b>126.6</b>	30.337	<b>112.4</b>	26.106	<b>116.1</b>	<b>1:18.981</b>
<b>6</b>	<b>Jesse KROHN</b>				CR Scuderia Formula Renault										
1 -	23.322	125.0	30.979	109.7	26.362	113.9	1:20.663	5 -	22.772	<b>125.9</b>	30.700	110.0	26.259	115.1	1:19.731
2 -	23.664	99.4	33.835	105.4	27.128	114.7	1:24.627	6 -	24.053	117.5	32.170	105.8	26.987	114.7	1:23.210
3 -	22.940	125.7	<b>30.578</b>	<b>110.7</b>	<b>26.085</b>	115.1	<b>1:19.603</b>	7 -	22.770	125.7	30.636	110.6	26.198	<b>115.5</b>	1:19.604
4 -	22.915	125.0	30.600	110.2	26.197	115.1	1:19.712	8 -	<b>22.679</b>	125.7	30.748	110.4	26.245	115.3	1:19.672
<b>7</b>	<b>Dean STONEMAN</b>				Alpine Motorsport										
1 -	27.752	119.4	36.306	100.9	27.964	116.1	1:32.022	5 -	22.660	126.4	32.424	106.5	26.923	<b>116.3</b>	1:22.007
2 -	23.044	126.6	30.443	<b>112.6</b>	26.137	116.1	1:19.624	6 -	22.657	126.4	30.595	112.4	26.260	115.9	1:19.512
3 -	22.664	<b>127.6</b>	<b>30.308</b>	<b>112.6</b>	<b>25.967</b>	115.3	<b>1:18.939</b>	7 -	<b>22.629</b>	126.1	30.570	111.1	26.239	<b>116.3</b>	1:19.438
4 -	22.640	127.1	30.543	110.7	26.246	116.1	1:19.429								
<b>8</b>	<b>Riki CHRISTODOULOU</b>				Fortec Motorsport										
1 -	24.536	119.6	33.549	107.9	27.680	115.5	1:25.765	5 -	22.993	125.7	30.543	<b>111.7</b>	26.444	114.3	1:19.980
2 -	23.025	125.4	30.964	111.3	26.379	115.7	1:20.368	6 -	<b>22.568</b>	<b>127.1</b>	30.647	111.3	26.295	115.7	<b>1:19.510</b>
3 -	22.851	126.4	<b>30.528</b>	111.5	<b>26.152</b>	115.5	1:19.531	7 -	23.015	125.4	33.695	102.6	27.182	<b>115.9</b>	1:23.892
4 -	22.649	<b>127.1</b>	32.966	70.8	34.471	115.5	1:30.086								
<b>9</b>	<b>Oli WEBB</b>				Fortec Motorsport										
1 -	24.350	122.2	33.208	104.2	27.450	114.7	1:25.008	8 -	23.039	<b>126.6</b>	30.843	111.1	26.330	115.5	1:20.212
2 -	23.342	123.6	30.978	109.5	26.487	115.5	1:20.807	9 -	<b>22.755</b>	<b>126.6</b>	30.830	110.7	<b>26.147</b>	<b>115.9</b>	1:19.732
3 -	23.175	125.7	30.859	110.0	26.364	115.3	1:20.398	10 -	22.835	126.1	<b>30.631</b>	<b>111.3</b>	26.189	115.5	<b>1:19.655</b>
4 -	23.340	124.3	31.038	110.4	26.325	115.5	1:20.703	11 -	22.785	125.7	31.272	109.8	26.850	<b>115.9</b>	1:20.907
5 -	23.088	125.2	30.787	110.2	26.264	115.3	1:20.139	12 -	22.988	122.7	31.920	109.5	26.731	<b>115.9</b>	1:21.639
6 -	22.994	126.1	30.901	110.2	26.278	115.5	1:20.173	13 -	22.870	125.7	30.682	111.1	26.188	<b>115.9</b>	1:19.740
7 -	23.200	108.4	33.066	98.4	28.979	<b>115.9</b>	1:25.245	14 -	22.888	121.8	31.482	110.0	26.582	114.9	1:20.952
<b>13</b>	<b>Jordan OAKES</b>				Eurotek Motorsport										
1 -	23.497	124.7	31.092	110.2	26.453	114.9	1:21.042	5 -	22.789	<b>125.0</b>	30.532	111.7	<b>26.139</b>	<b>115.3</b>	1:19.460
2 -	22.901	<b>125.0</b>	30.712	110.6	26.271	115.1	1:19.884	6 -	<b>22.649</b>	124.7	<b>30.487</b>	<b>111.8</b>	26.160	<b>115.3</b>	<b>1:19.296</b>
3 -	23.159	124.0	31.466	111.1	26.390	114.7	1:21.015	7 -	25.508	94.3	35.747	106.0	27.141	114.5	1:28.396
4 -	22.841	121.6	30.895	110.9	26.274	<b>115.3</b>	1:20.010								
<b>16</b>	<b>Tom ARMOUR</b>				Manor Competition										
1 -	24.968	92.8	36.530	73.7	28.343	113.9	1:29.841	5 -	23.206	124.0	31.081	109.8	26.956	<b>114.7</b>	1:21.243
2 -	23.245	123.8	31.080	109.1	<b>26.395</b>	113.9	1:20.720	6 -	23.502	121.6	<b>30.950</b>	<b>110.0</b>	26.444	<b>114.7</b>	1:20.896
3 -	23.137	123.6	31.386	109.7	26.417	114.1	1:20.940	7 -	23.090	<b>124.3</b>	31.027	109.8	26.441	<b>114.7</b>	<b>1:20.558</b>
4 -	<b>23.036</b>	123.8	31.218	109.1	26.627	114.5	1:20.881								
<b>20</b>	<b>Kieren CLARK</b>				Apotex Scorpio Motorsport										
1 -	23.238	124.5	31.036	110.2	26.511	<b>115.3</b>	1:20.785	5 -	22.913	125.7	33.385	89.2	27.190	113.9	1:23.488

Oulton Park Island  
Circuit Length = 2.2260 miles  
Start: 13:30 End: 13:51

Weather / Track : Sunny / Dry

# Formula Renault UK with Michelin

## QUALIFYING - ROUND 16 - SECTOR ANALYSIS

2 -	22.875	<b>126.9</b>	30.865	<b>111.3</b>	26.436	114.5	1:20.176	6 -	22.832	124.7	<b>30.718</b>	110.7	<b>26.218</b>	<b>115.3</b>	<b>1:19.768</b>
3 -	22.928	126.6	31.200	110.0	26.487	115.1	1:20.615	7 -	22.857	123.8	30.919	110.2	26.252	<b>115.3</b>	1:20.028
4 -	<b>22.792</b>	125.7	30.935	<b>111.3</b>	26.291	115.1	1:20.018								
<b>22</b>	<b>Alexander SIMS</b>				Manor Competition										
1 -	23.192	124.5	30.865	110.2	27.770	114.5	1:21.827	4 -	<b>22.568</b>	<b>126.4</b>	30.480	<b>112.2</b>	26.116	115.1	<b>1:19.164</b>
2 -	23.301	125.2	30.706	111.7	26.355	115.1	1:20.362	5 -	22.790	126.1	30.871	111.5	26.174	114.7	1:19.835
3 -	22.732	126.1	<b>30.434</b>	112.0	<b>26.098</b>	<b>115.3</b>	1:19.264	6 -	22.706	125.7	31.358	110.9	26.294	114.7	1:20.358
<b>23</b>	<b>Ryuji YAMAMOTO</b>				CR Scuderia Formula Renault										
1 -	24.762	120.5	32.044	109.3	26.738	113.6	1:23.544	5 -	24.023	122.0	<b>30.404</b>	<b>111.7</b>	26.563	114.3	1:20.990
2 -	22.968	<b>124.7</b>	30.922	110.4	26.372	114.1	1:20.262	6 -	23.359	121.1	30.780	110.0	26.407	114.1	1:20.546
3 -	<b>22.784</b>	124.5	30.581	110.6	<b>26.312</b>	113.7	<b>1:19.677</b>	7 -	28.272	89.1	33.126	110.6	26.889	110.9	1:28.287
4 -	22.794	124.3	32.588	109.1	26.626	<b>114.7</b>	1:22.008								
<b>24</b>	<b>Henry SURTEES</b>				Manor Competition										
1 -	24.099	123.1	30.986	109.8	27.478	113.4	1:22.563	5 -	22.822	125.0	30.502	<b>111.3</b>	26.266	<b>114.7</b>	<b>1:19.590</b>
2 -	23.107	<b>125.2</b>	30.745	110.7	26.237	114.5	1:20.089	6 -	<b>22.744</b>	125.0	30.539	111.1	26.353	<b>114.7</b>	1:19.636
3 -	22.920	124.5	30.550	111.1	<b>26.168</b>	<b>114.7</b>	1:19.638	7 -	22.821	124.5	<b>30.467</b>	110.7	26.303	114.3	1:19.591
4 -	22.806	124.5	30.709	110.4	26.262	<b>114.7</b>	1:19.777								
<b>25</b>	<b>Thomas HYLKEMA</b>				Mark Burdett Motorsport										
1 -	23.676	124.0	30.841	111.3	26.786	<b>115.5</b>	1:21.303	5 -	<b>22.872</b>	124.7	30.869	<b>112.0</b>	26.320	115.1	1:20.061
2 -	23.160	<b>125.4</b>	31.242	110.4	26.711	115.3	1:21.113	6 -	23.537	123.1	30.885	<b>112.0</b>	26.620	<b>115.5</b>	1:21.042
3 -	23.220	124.3	30.823	110.9	26.417	114.9	1:20.460	7 -	22.998	124.3	<b>30.533</b>	111.1	<b>26.315</b>	115.1	<b>1:19.846</b>
4 -	23.037	123.1	30.549	111.8	26.428	115.1	1:20.014	8 -	22.886	124.5	30.743	111.1	26.386	114.7	1:20.015
<b>26</b>	<b>Fredrik BLOMSTEDT</b>				Mark Burdett Motorsport										
1 -	23.482	124.3	31.337	110.4	26.530	<b>114.9</b>	1:21.349	5 -	25.280	107.5	34.846	106.5	27.299	114.1	1:27.425
2 -	23.110	<b>125.4</b>	30.900	111.1	27.127	108.1	1:21.137	6 -	22.931	124.7	30.786	111.1	26.351	<b>114.9</b>	1:20.068
3 -	23.125	124.7	30.834	<b>111.5</b>	26.353	<b>114.9</b>	1:20.312	7 -	22.847	125.0	31.273	110.9	26.516	<b>114.9</b>	1:20.636
4 -	<b>22.736</b>	<b>125.4</b>	<b>30.729</b>	<b>111.5</b>	<b>26.186</b>	<b>114.9</b>	<b>1:19.651</b>								
<b>33</b>	<b>Tom MUN</b>				Apotex Scorpio Motorsport										
1 -	24.279	121.4	31.951	<b>110.7</b>	26.816	114.5	1:23.046	3 -	23.149	<b>124.5</b>	31.839	95.5	26.946	<b>114.7</b>	1:21.934
2 -	23.372	123.8	<b>31.467</b>	110.4	<b>26.682</b>	114.3	<b>1:21.521</b>	4 -	<b>23.138</b>	123.4	31.726	109.8	26.682	113.0	1:21.546
<b>35</b>	<b>Kris LOANE</b>				Manor Competition										
1 -	24.947	88.4	39.114	100.8	27.044	114.9	1:31.105	5 -	22.878	125.4	30.899	110.4	26.206	115.1	1:19.983
2 -	23.064	125.4	31.028	110.0	26.370	114.9	1:20.462	6 -	<b>22.703</b>	<b>126.1</b>	30.855	<b>110.7</b>	<b>26.183</b>	<b>115.3</b>	<b>1:19.741</b>
3 -	22.903	125.7	<b>30.748</b>	110.6	26.261	114.5	1:19.912	7 -	24.186	100.0	33.005	102.6	27.382	108.9	1:24.573
4 -	23.214	121.8	33.317	108.8	27.838	<b>115.3</b>	1:24.369								
<b>38</b>	<b>Joshua SCOTT</b>				Apotex Scorpio Motorsport										
1 -	26.146	121.4	31.483	107.9	28.077	114.9	1:25.706	5 -	23.342	124.3	30.884	110.4	26.343	115.1	1:20.569
2 -	23.145	125.2	30.934	110.4	26.429	115.1	1:20.508	6 -	23.013	125.4	<b>30.686</b>	110.6	<b>26.314</b>	<b>115.5</b>	<b>1:20.013</b>
3 -	22.878	<b>125.7</b>	31.035	<b>110.9</b>	26.484	114.7	1:20.397	7 -	22.907	125.0	30.937	110.4	26.507	114.5	1:20.351
4 -	<b>22.814</b>	125.4	32.684	77.5	29.837	114.3	1:25.335								
<b>43</b>	<b>Scott JENKINS</b>				CR Scuderia Formula Renault										
1 -	26.203	112.4	34.909	104.9	26.991	114.3	1:28.103	5 -	<b>22.884</b>	<b>125.2</b>	<b>30.500</b>	111.1	26.226	115.5	<b>1:19.610</b>
2 -	23.031	124.7	30.711	110.2	26.353	115.1	1:20.095	6 -	23.606	115.7	32.932	105.5	27.928	114.1	1:24.466
3 -	23.044	124.3	30.709	111.3	26.245	115.1	1:19.998	7 -	23.154	123.6	30.665	<b>111.5</b>	<b>26.219</b>	<b>115.9</b>	1:20.038
4 -	23.285	124.7	30.613	<b>111.5</b>	26.332	115.5	1:20.230								

Weather / Track : Sunny / Dry

Oulton Park Island  
Circuit Length = 2.2260 miles  
Start: 13:30 End: 13:51

**Formula Renault UK with Michelin**  
**QUALIFYING - ROUND 16 - SPEED TRAPS**

SECTOR 1				SECTOR 2			FINISH LINE			
POS	NO	NAME	MPH	NO	NAME	MPH	NO	NAME	MPH	
1	7	Dean STONEMAN	127.6	7	Dean STONEMAN	112.6	7	Dean STONEMAN	116.3	
2	1	Adriano BUZAID	127.1	5	Adam CHRISTODOULOU	112.4	5	Adam CHRISTODOULOU	116.1	
3	8	Riki CHRISTODOULOU	127.1	22	Alexander SIMS	112.2	8	Riki CHRISTODOULOU	115.9	
4	20	Kieren CLARK	126.9	25	Thomas HYLKEMA	112.0	9	Oli WEBB	115.9	
5	2	James CALADO	126.6	13	Jordan OAKES	111.8	43	Scott JENKINS	115.9	
6	5	Adam CHRISTODOULOU	126.6	8	Riki CHRISTODOULOU	111.7	1	Adriano BUZAID	115.5	
7	9	Oli WEBB	126.6	23	Ryuji YAMAMOTO	111.7	2	James CALADO	115.5	
8	22	Alexander SIMS	126.4	26	Fredrik BLOMSTEDT	111.5	3	ROSSI	115.5	
9	35	Kris LOANE	126.1	43	Scott JENKINS	111.5	6	Jesse KROHN	115.5	
10	6	Jesse KROHN	125.9	9	Oli WEBB	111.3	25	Thomas HYLKEMA	115.5	
11	3	ROSSI	125.7	20	Kieren CLARK	111.3	38	Joshua SCOTT	115.5	
12	38	Joshua SCOTT	125.7	24	Henry SURTEES	111.3	13	Jordan OAKES	115.3	
13	25	Thomas HYLKEMA	125.4	3	ROSSI	111.1	20	Kieren CLARK	115.3	
14	26	Fredrik BLOMSTEDT	125.4	1	Adriano BUZAID	110.9	22	Alexander SIMS	115.3	
15	24	Henry SURTEES	125.2	2	James CALADO	110.9	35	Kris LOANE	115.3	
16	43	Scott JENKINS	125.2	38	Joshua SCOTT	110.9	26	Fredrik BLOMSTEDT	114.9	
17	13	Jordan OAKES	125.0	6	Jesse KROHN	110.7	16	Tom ARMOUR	114.7	
18	23	Ryuji YAMAMOTO	124.7	33	Tom MUN	110.7	23	Ryuji YAMAMOTO	114.7	
19	33	Tom MUN	124.5	35	Kris LOANE	110.7	24	Henry SURTEES	114.7	
20	16	Tom ARMOUR	124.3	16	Tom ARMOUR	110.0	33	Tom MUN	114.7	

Weather / Track : Sunny / Dry

www.tsl-timing.com

Oulton Park Island  
 Circuit Length = 2.2260 miles  
 Start: 13:30 End: 13:51


Printed - 13.53 Saturday, 26 July 2008

# Formula Renault UK with Michelin

## QUALIFYING - ROUND 16 - BEST SECTOR TIMES

SECTOR 1				SECTOR 2				SECTOR 3				IDEAL / BEST COMPARISON			
POS	NO	NAME	TIME	NO	NAME	TIME	NO	NAME	TIME	POS	NO	NAME	IDEAL	BEST	DIFF
1	2	CALADO	22.525	7	STONEMAN	30.308	7	STONEMAN	25.967	1	7	STONEMAN	1:18.904	1:18.939	0.035
2	5	CHRISTODOULOU	22.538	5	CHRISTODOULOU	30.329	5	CHRISTODOULOU	26.050	2	5	CHRISTODOULOU	1:18.917	1:18.981	0.064
3	8	CHRISTODOULOU	22.568	23	YAMAMOTO	30.404	6	KROHN	26.085	3	22	SIMS	1:19.100	1:19.164	0.064
4	22	SIMS	22.568	22	SIMS	30.434	2	CALADO	26.088	4	2	CALADO	1:19.185	1:19.435	0.250
5	7	STONEMAN	22.629	24	SURTEES	30.467	22	SIMS	26.098	5	8	CHRISTODOULOU	1:19.248	1:19.510	0.262
6	1	BUZOID	22.630	13	OAKES	30.487	13	OAKES	26.139	6	13	OAKES	1:19.275	1:19.296	0.021
7	13	OAKES	22.649	43	JENKINS	30.500	9	WEBB	26.147	7	6	KROHN	1:19.342	1:19.603	0.261
8	6	KROHN	22.679	8	CHRISTODOULOU	30.528	8	CHRISTODOULOU	26.152	8	24	SURTEES	1:19.379	1:19.590	0.211
9	35	LOANE	22.703	25	HYLKEMA	30.533	1	BUZOID	26.162	9	1	BUZOID	1:19.389	1:19.519	0.130
10	26	BLOMSTEDT	22.736	2	CALADO	30.572	24	SURTEES	26.168	10	23	YAMAMOTO	1:19.500	1:19.677	0.177
11	24	SURTEES	22.744	6	KROHN	30.578	35	LOANE	26.183	11	9	WEBB	1:19.533	1:19.655	0.122
12	9	WEBB	22.755	1	BUZOID	30.597	26	BLOMSTEDT	26.186	12	43	JENKINS	1:19.603	1:19.610	0.007
13	23	YAMAMOTO	22.784	9	WEBB	30.631	20	CLARK	26.218	13	35	LOANE	1:19.634	1:19.741	0.107
14	20	CLARK	22.792	38	SCOTT	30.686	43	JENKINS	26.219	14	26	BLOMSTEDT	1:19.651	1:19.651	0.000
15	38	SCOTT	22.814	3	ROSSI	30.718	23	YAMAMOTO	26.312	15	25	HYLKEMA	1:19.720	1:19.846	0.126
16	3	ROSSI	22.857	20	CLARK	30.718	38	SCOTT	26.314	16	20	CLARK	1:19.728	1:19.768	0.040
17	25	HYLKEMA	22.872	26	BLOMSTEDT	30.729	25	HYLKEMA	26.315	17	38	SCOTT	1:19.814	1:20.013	0.199
18	43	JENKINS	22.884	35	LOANE	30.748	16	ARMOUR	26.395	18	3	ROSSI	1:20.031	1:20.277	0.246
19	16	ARMOUR	23.036	16	ARMOUR	30.950	3	ROSSI	26.456	19	16	ARMOUR	1:20.381	1:20.558	0.177
20	33	MUN	23.138	33	MUN	31.467	33	MUN	26.682	20	33	MUN	1:21.287	1:21.521	0.234
												<b>Perfect Lap</b>		<b>1:18.800</b>	

**Formula Renault UK with Michelin**  
**ROUND 16 - GRID**

ROW 10	1:20.558 16 Tom ARMOUR	1:21.521 33 Tom MUN
ROW 9	1:20.013 38 Joshua SCOTT	1:20.277 3 ROSSI
ROW 8	1:19.768 20 Kieren CLARK	1:19.846 25 Thomas HYLKEMA
ROW 7	1:19.677 23 Ryuji YAMAMOTO	1:19.741 35 Kris LOANE
ROW 6	1:19.651 26 Fredrik BLOMSTEDT	1:19.655 9 Oli WEBB
ROW 5	1:19.603 6 Jesse KROHN	1:19.610 43 Scott JENKINS
ROW 4	1:19.519 1 Adriano BUZAID	1:19.590 24 Henry SURTEES
ROW 3	1:19.435 2 James CALADO	1:19.510 8 Riki CHRISTODOULOU
ROW 2	1:19.164 22 Alexander SIMS	1:19.296 13 Jordan OAKES
ROW 1	1:18.939 7 Dean STONEMAN	1:18.981 5 Adam CHRISTODOULOU
<b>Pole</b>		
		

Oulton Park Island  
 Circuit Length = 2.2260 miles

Clerk of Course :		Timekeeper :

# Formula Renault UK with Michelin

## ROUND 15 - CLASSIFICATION

POS	NO	CL	NAME	NAT	ENTRY	LAPS	TIME	GAP	DIFF	MPH	BEST	ON
1	5		<b>Adam CHRISTODOULOU</b>	GBR	CR Scuderia Formula Renault	15	20:11.635			99.20	1:19.905	13
2	7	G	<b>Dean STONEMAN</b>	GBR	Alpine Motorsport	15	20:12.903	<b>1.268</b>	1.268	99.10	1:19.851	12
3	22		<b>Alexander SIMS</b>	GBR	Manor Competition	15	20:13.398	<b>1.763</b>	0.495	99.06	1:19.826	11
4	1		<b>Adriano BUZAID</b>	BRA	Fortec Motorsport	15	20:17.280	<b>5.645</b>	3.882	98.74	1:19.853	9
5	43	G	<b>Scott JENKINS</b>	GBR	CR Scuderia Formula Renault	15	20:18.020	<b>6.385</b>	0.740	98.68	1:19.909	10
6	13		<b>Jordan OAKES</b>	GBR	Eurotek Motorsport	15	20:25.091	<b>13.456</b>	7.071	98.11	1:20.359	14
7	24	G	<b>Henry SURTEES</b>	GBR	Manor Competition	15	20:26.113	<b>14.478</b>	1.022	98.03	1:20.623	11
8	9	G	<b>Oli WEBB</b>	GBR	Fortec Motorsport	15	20:28.694	<b>17.059</b>	2.581	97.83	1:20.503	12
9	35		<b>Kris LOANE</b>	GBR	Manor Competition	15	20:40.517	<b>28.882</b>	11.823	96.89	1:21.527	9
10	38	G	<b>Joshua SCOTT</b>	AUS	Apotex Scorpio Motorsport	15	20:40.705	<b>29.070</b>	0.188	96.88	1:20.644	10
11	3	G	<b>ROSSI</b>	GBR	Worswick Engineering	15	20:41.037	<b>29.402</b>	0.332	96.85	1:21.012	6
12	2	G	<b>James CALADO</b>	GBR	Fortec Motorsport	15	20:41.570	<b>29.935</b>	0.533	96.81	1:20.187	9
13	26		<b>Fredrik BLOMSTEDT</b>	GBR	Mark Burdett Motorsport	15	20:47.082	<b>35.447</b>	5.512	96.38	1:21.157	10
14	16	G	<b>Tom ARMOUR</b>	GBR	Manor Competition	15	20:47.378	<b>35.743</b>	0.296	96.36	1:21.095	10
15	23		<b>Ryuji YAMAMOTO</b>	JPN	CR Scuderia Formula Renault	15	20:57.209	<b>45.574</b>	9.831	95.61	1:20.586	6
16	20		<b>Kieren CLARK</b>	GBR	Apotex Scorpio Motorsport	15	20:58.886	<b>47.251</b>	1.677	95.48	1:20.579	5
17	6		<b>Jesse KROHN</b>	FIN	CR Scuderia Formula Renault	15	21:23.853	<b>1:12.218</b>	24.967	93.62	1:20.028	6

### NOT CLASSIFIED

<i>DNF</i>	25		<b>Thomas HYLKEMA</b>	NED	Mark Burdett Motorsport	12	16:39.576	<b>3 laps</b>	3 laps	96.20	1:21.011	6
<i>DNF</i>	33	G	<b>Tom MUN</b>	KOR	Apotex Scorpio Motorsport	2	3:10.984	<b>13 laps</b>	10 laps	83.91	1:36.468	1
<i>DNF</i>	8		<b>Riki CHRISTODOULOU</b>	GBR	Fortec Motorsport	0						

### FASTEST LAP

	22		<b>Alexander SIMS</b>	GBR	Manor Competition	11	1:19.826	100.38 mph	161.55 kph
	7	G	<b>Dean STONEMAN</b>	GBR	Alpine Motorsport	12	1:19.851	100.35 mph	161.50 kph

Weather / Track : Sunny / Dry

These results are provisional until the conclusion of any judicial and technical matters.

Oulton Park Island  
Circuit Length = 2.2260 miles  
Start: 12:09 End: 12:30

Clerk of Course :		Timekeeper :
-------------------	--	--------------

# Formula Renault UK with Michelin

## ROUND 15 - SECTOR ANALYSIS

1		Adriano BUZOID				Fortec Motorsport									
1 -	121.8	32.554	108.4	27.040	113.7	1:28.792	9 -	22.863	126.6	<b>30.622</b>	<b>111.8</b>	<b>26.368</b>	115.5	<b>1:19.853</b>	
2 -	23.530	125.0	31.710	108.9	26.680	114.5	1:21.920	10 -	22.939	126.1	30.775	111.5	26.620	<b>115.7</b>	1:20.334
3 -	23.195	124.5	31.362	110.2	26.608	115.1	1:21.165	11 -	22.945	125.9	30.848	111.3	26.461	115.3	1:20.254
4 -	23.012	125.9	31.031	110.7	26.698	114.3	1:20.741	12 -	<b>22.862</b>	<b>126.9</b>	30.891	111.5	26.417	115.1	1:20.170
5 -	23.097	125.7	30.906	111.1	26.463	115.3	1:20.466	13 -	23.424	125.7	31.016	111.1	26.531	115.1	1:20.971
6 -	22.997	126.1	31.065	111.1	26.531	115.5	1:20.593	14 -	23.120	125.9	30.911	111.3	26.492	<b>115.7</b>	1:20.523
7 -	22.957	126.4	30.896	111.1	26.524	<b>115.7</b>	1:20.377	15 -	23.086	125.9	31.033	111.3	26.640	115.1	1:20.759
8 -	22.959	<b>126.9</b>	30.836	111.5	26.567	115.5	1:20.362								
2		James CALADO				Fortec Motorsport									
1 -	122.9	32.354	109.3	26.877	113.9	1:27.839	9 -	<b>23.042</b>	125.9	<b>30.720</b>	<b>111.5</b>	26.425	114.3	<b>1:20.187</b>	
2 -	23.481	125.0	31.419	109.8	26.583	113.9	1:21.483	10 -	23.112	125.9	30.964	110.4	26.574	115.5	1:20.650
3 -	23.404	124.7	31.156	110.4	In		1:24.546 P	11 -	23.812	122.7	31.199	111.3	26.676	115.5	1:21.687
4 -	Out	124.5	31.227	110.6	<b>26.391</b>	114.7	1:32.352	12 -	23.649	<b>126.4</b>	31.202	111.3	26.785	115.5	1:21.636
5 -	23.092	125.2	30.829	110.9	26.714	114.9	1:20.635	13 -	24.144	124.3	33.008	111.3	26.485	<b>115.7</b>	1:23.637
6 -	23.436	123.8	31.587	110.7	26.396	115.3	1:21.419	14 -	23.637	125.7	30.923	111.3	26.637	114.5	1:21.197
7 -	23.376	125.2	31.245	110.6	26.663	<b>115.7</b>	1:21.284	15 -	23.737	125.9	31.483	109.7	26.772	114.9	1:21.992
8 -	23.363	<b>126.4</b>	30.891	110.7	26.772	112.8	1:21.026								
3		ROSSI				Worswick Engineering									
1 -	120.1	32.134	110.0	26.956	114.9	1:33.581	9 -	23.668	124.0	31.179	110.9	26.769	114.9	1:21.616	
2 -	24.016	121.6	31.326	111.3	26.840	114.9	1:22.182	10 -	23.442	<b>125.2</b>	31.263	111.1	27.033	114.3	1:21.738
3 -	23.669	123.8	31.552	111.3	26.821	<b>115.1</b>	1:22.042	11 -	23.532	124.0	31.215	111.3	27.014	114.5	1:21.761
4 -	23.910	119.8	32.457	111.1	<b>26.620</b>	114.9	1:22.987	12 -	24.109	124.7	31.033	110.9	27.060	114.3	1:22.202
5 -	23.598	122.0	31.261	110.7	26.715	114.9	1:21.574	13 -	23.699	124.5	32.037	110.0	26.741	114.7	1:22.477
6 -	23.301	124.5	31.069	110.6	26.642	<b>115.1</b>	<b>1:21.012</b>	14 -	23.293	124.5	32.019	<b>111.5</b>	27.954	113.4	1:23.266
7 -	<b>23.268</b>	124.5	31.357	107.4	27.025	<b>115.1</b>	1:21.650	15 -	23.955	<b>125.2</b>	<b>31.009</b>	110.9	26.840	114.7	1:21.804
8 -	23.275	124.0	31.084	110.7	26.786	<b>115.1</b>	1:21.145								
5		Adam CHRISTODOULOU				CR Scuderia Formula Renault									
1 -	123.4	31.462	110.0	26.711	114.3	1:25.674	9 -	23.055	125.4	31.004	111.5	26.464	115.1	1:20.523	
2 -	23.491	123.4	31.191	110.4	26.533	115.1	1:21.215	10 -	23.008	125.4	30.846	<b>111.8</b>	26.424	114.9	1:20.278
3 -	23.111	125.2	31.032	110.6	26.502	114.9	1:20.645	11 -	22.962	125.7	30.745	111.5	26.501	114.7	1:20.208
4 -	23.178	125.2	30.845	111.5	26.377	115.3	1:20.400	12 -	22.973	<b>125.9</b>	30.684	111.5	26.399	114.9	1:20.056
5 -	23.153	125.2	30.920	111.3	26.451	115.1	1:20.524	13 -	<b>22.844</b>	125.7	<b>30.562</b>	111.7	26.499	114.7	<b>1:19.905</b>
6 -	23.051	125.7	30.808	111.5	<b>26.324</b>	<b>115.5</b>	1:20.183	14 -	23.195	125.2	30.908	111.7	26.543	114.9	1:20.646
7 -	22.990	<b>125.9</b>	30.930	111.1	26.329	<b>115.5</b>	1:20.249	15 -	23.264	125.2	31.015	111.3	26.522	114.1	1:20.801
8 -	23.170	125.2	30.730	111.7	26.428	115.3	1:20.328								
6		Jesse KROHN				CR Scuderia Formula Renault									
1 -	123.4	35.134	88.2	In		1:44.347 P	9 -	22.986	125.4	30.871	109.8	26.409	114.7	1:20.266	
2 -	Out	122.5	31.369	109.7	26.494	114.1	2:13.444	10 -	22.875	125.7	30.815	110.4	26.363	114.5	1:20.053
3 -	23.187	123.8	31.151	109.8	26.486	114.3	1:20.824	11 -	22.971	125.0	30.962	110.9	26.457	114.1	1:20.390
4 -	22.933	125.2	31.971	99.6	26.909	114.3	1:21.813	12 -	<b>22.730</b>	<b>125.9</b>	30.852	110.4	26.657	114.3	1:20.239
5 -	22.959	125.4	30.932	110.0	26.347	114.5	1:20.238	13 -	23.197	122.7	30.839	<b>111.1</b>	26.473	114.7	1:20.509
6 -	22.832	125.0	<b>30.804</b>	109.7	26.392	114.3	<b>1:20.028</b>	14 -	22.871	125.7	30.944	<b>111.1</b>	26.436	<b>115.1</b>	1:20.251
7 -	22.994	123.4	30.957	110.6	26.445	114.5	1:20.396	15 -	23.282	122.7	30.823	110.6	26.585	114.5	1:20.690
8 -	23.170	125.4	30.858	110.6	<b>26.337</b>	114.3	1:20.365								
7		Dean STONEMAN				Alpine Motorsport									
1 -	123.1	31.643	109.8	26.694	114.5	1:26.527	9 -	23.002	123.8	30.801	112.2	26.467	114.5	1:20.270	
2 -	23.413	124.5	31.230	111.8	26.463	115.7	1:21.106	10 -	22.850	125.7	30.715	111.7	26.459	115.3	1:20.024
3 -	23.069	126.1	30.908	112.2	26.412	<b>115.9</b>	1:20.389	11 -	22.974	125.2	30.692	112.0	26.409	115.1	1:20.075
4 -	23.010	125.7	30.928	112.0	26.444	114.9	1:20.382	12 -	<b>22.839</b>	<b>126.4</b>	<b>30.613</b>	111.8	<b>26.399</b>	115.1	<b>1:19.851</b>
5 -	22.982	125.9	30.865	<b>112.4</b>	26.497	115.3	1:20.344	13 -	23.614	125.0	30.860	111.8	26.480	114.9	1:20.954
6 -	23.264	123.6	30.777	<b>112.4</b>	26.447	114.9	1:20.488	14 -	23.001	125.9	30.886	111.7	26.483	115.3	1:20.370
7 -	22.872	126.1	30.687	112.2	27.308	111.5	1:20.867	15 -	22.961	125.7	30.957	111.7	26.664	112.2	1:20.582
8 -	23.382	125.7	30.772	111.8	26.520	115.1	1:20.674								
9		Oli WEBB				Fortec Motorsport									
1 -	120.9	31.632	110.0	26.906	114.7	1:32.356	9 -	<b>23.027</b>	125.2	31.022	110.7	<b>26.485</b>	114.7	1:20.534	
2 -	23.458	125.7	31.679	110.7	27.136	<b>115.3</b>	1:22.273	10 -	23.218	124.3	30.901	110.9	26.658	114.9	1:20.777

Oulton Park Island  
Circuit Length = 2.2260 miles  
Start: 12:09 End: 12:30

Weather / Track : Sunny / Dry

# Formula Renault UK with Michelin

## ROUND 15 - SECTOR ANALYSIS

3 -	23.824	125.0	31.830	110.4	26.908	<b>115.3</b>	1:22.562	11 -	23.073	125.0	31.018	110.9	26.546	114.9	1:20.637	
4 -	24.240	122.5	31.223	110.7	26.600	114.7	1:22.063	12 -	23.062	125.2	30.943	111.1	26.498	114.7	<b>1:20.503</b>	
5 -	23.209	125.4	31.195	110.7	26.646	<b>115.3</b>	1:21.050	13 -	23.236	124.3	30.883	111.1	26.618	114.5	1:20.737	
6 -	23.302	<b>126.4</b>	31.382	110.4	26.934	115.1	1:21.618	14 -	23.181	125.2	30.952	<b>111.3</b>	26.520	115.1	1:20.653	
7 -	23.221	125.7	31.205	110.0	26.775	114.7	1:21.201	15 -	23.130	125.7	<b>30.854</b>	<b>111.3</b>	26.640	114.5	1:20.624	
8 -	23.275	124.3	31.226	110.7	26.605	114.7	1:21.106									
<b>13</b>	<b>Jordan OAKES</b>					<b>Eurotek Motorsport</b>										
1 -	123.6		32.608	110.6	28.041	112.8	1:30.038	9 -	23.357	124.0	30.951	110.4	26.670	113.7	1:20.978	
2 -	23.568	124.3	31.324	110.4	26.801	<b>114.7</b>	1:21.693	10 -	23.492	124.5	31.089	110.2	26.734	113.4	1:21.315	
3 -	23.151	<b>125.7</b>	31.812	110.9	26.697	114.5	1:21.660	11 -	23.070	124.7	30.801	109.8	26.796	113.7	1:20.667	
4 -	23.134	124.7	30.996	<b>111.1</b>	27.178	113.7	1:21.308	12 -	23.108	124.3	30.700	110.7	<b>26.618</b>	113.6	1:20.426	
5 -	23.171	124.3	31.013	110.6	26.621	114.3	1:20.805	13 -	23.035	125.0	30.701	110.2	26.733	113.4	1:20.469	
6 -	23.112	124.0	30.846	110.6	26.735	113.9	1:20.693	14 -	23.057	124.7	<b>30.637</b>	110.7	26.665	113.6	<b>1:20.359</b>	
7 -	<b>23.021</b>	124.7	30.821	110.6	27.109	113.4	1:20.951	15 -	23.132	124.3	31.045	109.3	27.252	113.7	1:21.429	
8 -	24.557	123.8	31.024	110.2	26.719	113.6	1:22.300									
<b>16</b>	<b>Tom ARMOUR</b>					<b>Manor Competition</b>										
1 -	116.3		32.826	108.8	27.709	111.5	1:35.244	9 -	23.234	124.0	31.452	110.0	26.791	113.7	1:21.477	
2 -	23.648	122.9	31.673	109.1	27.852	113.6	1:23.173	10 -	<b>23.075</b>	123.8	31.340	<b>110.2</b>	26.680	114.1	<b>1:21.095</b>	
3 -	23.632	122.5	32.326	97.5	27.334	113.9	1:23.292	11 -	23.460	120.7	31.243	<b>110.2</b>	26.671	113.7	1:21.374	
4 -	23.156	124.3	31.512	109.7	26.777	113.4	1:21.445	12 -	23.924	120.9	32.039	102.1	27.726	<b>115.3</b>	1:23.689	
5 -	23.911	123.1	32.618	109.8	26.843	113.6	1:23.372	13 -	24.692	123.1	32.936	109.1	26.636	113.9	1:24.264	
6 -	23.736	121.8	32.281	109.5	26.638	113.7	1:22.655	14 -	23.363	123.8	31.362	109.5	27.267	115.1	1:21.992	
7 -	23.317	123.6	<b>31.156</b>	109.8	26.724	114.1	1:21.197	15 -	23.721	123.6	31.347	<b>110.2</b>	26.730	114.3	1:21.798	
8 -	23.435	<b>124.5</b>	31.322	<b>110.2</b>	<b>26.554</b>	113.9	1:21.311									
<b>20</b>	<b>Kieren CLARK</b>					<b>Apotex Scorpio Motorsport</b>										
1 -	119.6		32.206	108.1	26.834	114.1	1:45.684	9 -	23.262	124.7	31.548	109.5	26.638	<b>115.1</b>	1:21.448	
2 -	23.175	124.3	31.185	109.5	26.555	114.3	1:20.915	10 -	23.367	122.0	31.305	110.0	26.604	<b>115.1</b>	1:21.276	
3 -	23.129	124.3	31.397	110.4	26.418	114.5	1:20.944	11 -	23.150	124.3	31.504	110.6	26.681	<b>115.1</b>	1:21.335	
4 -	23.052	124.7	31.391	110.2	26.477	114.1	1:20.920	12 -	23.307	<b>125.4</b>	31.584	110.6	26.976	113.6	1:21.867	
5 -	23.017	124.0	<b>31.109</b>	<b>110.9</b>	26.453	114.5	<b>1:20.579</b>	13 -	23.014	125.2	47.047	103.7	27.042	113.6	1:37.103	
6 -	<b>22.992</b>	125.0	31.564	110.7	<b>26.408</b>	114.7	1:20.964	14 -	23.130	123.8	31.758	110.0	26.606	113.9	1:21.494	
7 -	23.142	125.2	31.308	110.6	26.818	114.3	1:21.268	15 -	23.283	123.4	31.575	109.3	26.688	114.3	1:21.546	
8 -	23.238	125.0	31.593	110.2	26.712	<b>115.1</b>	1:21.543									
<b>22</b>	<b>Alexander SIMS</b>					<b>Manor Competition</b>										
1 -	123.6		32.427	110.2	26.883	113.7	1:28.106	9 -	22.992	124.3	30.755	111.3	26.450	113.9	1:20.197	
2 -	23.678	123.8	31.314	111.1	26.715	114.1	1:21.707	10 -	22.850	125.0	30.589	111.3	26.392	113.7	1:19.831	
3 -	23.303	124.7	31.281	<b>111.7</b>	26.499	<b>114.3</b>	1:21.083	11 -	22.927	124.5	<b>30.580</b>	111.3	26.319	113.7	<b>1:19.826</b>	
4 -	23.151	124.0	30.773	110.9	26.489	114.1	1:20.413	12 -	22.875	124.5	30.580	111.1	26.490	113.6	1:19.945	
5 -	23.042	124.3	31.117	108.6	26.606	114.1	1:20.765	13 -	<b>22.768</b>	124.7	30.976	110.2	26.483	113.6	1:20.227	
6 -	23.108	123.6	31.072	110.7	<b>26.287</b>	<b>114.3</b>	1:20.467	14 -	22.927	125.0	30.670	111.3	26.425	<b>114.3</b>	1:20.022	
7 -	23.077	124.5	30.837	111.3	26.509	113.9	1:20.423	15 -	22.883	<b>125.2</b>	30.723	110.9	26.554	114.1	1:20.160	
8 -	22.915	124.7	30.812	111.5	26.499	113.7	1:20.226									
<b>23</b>	<b>Ryuji YAMAMOTO</b>					<b>CR Scuderia Formula Renault</b>										
1 -	113.6		32.839	109.1	27.117	113.6	1:34.372	9 -	23.807	122.2	31.058	111.1	26.620	113.9	1:21.485	
2 -	23.660	124.0	31.858	110.6	26.861	113.2	1:22.379	10 -	23.378	<b>124.3</b>	30.899	<b>111.3</b>	26.571	<b>114.9</b>	1:20.848	
3 -	23.449	123.6	31.237	109.8	26.741	114.3	1:21.427	11 -	23.905	<b>124.3</b>	31.451	110.7	26.647	113.9	1:22.003	
4 -	23.700	115.7	33.487	107.9	27.209	111.3	1:24.396	12 -	23.378	123.4	31.335	110.7	27.263	111.3	1:21.976	
5 -	24.147	123.1	31.628	109.8	26.451	114.3	1:22.226	13 -	24.509	124.0	31.717	110.6	27.537	113.6	1:23.763	
6 -	23.330	122.0	<b>30.811</b>	111.1	<b>26.445</b>	113.7	<b>1:20.586</b>	14 -	25.572	121.6	32.500	104.2	29.130	113.4	1:27.202	
7 -	<b>23.109</b>	124.0	30.912	110.4	26.852	113.6	1:20.873	15 -	25.729	115.9	32.158	105.8	33.867	83.3	1:31.754	
8 -	23.582	123.8	31.366	110.2	26.971	113.9	1:21.919									
<b>24</b>	<b>Henry SURTEES</b>					<b>Manor Competition</b>										
1 -	121.6		32.741	109.1	27.325	113.0	1:30.610	9 -	23.345	123.6	30.893	<b>110.9</b>	26.677	113.2	1:20.915	
2 -	23.813	123.4	32.193	110.6	27.041	113.6	1:23.047	10 -	23.249	124.3	31.030	<b>110.9</b>	26.675	113.6	1:20.954	
3 -	23.920	122.9	31.076	110.4	26.668	113.4	1:21.664	11 -	23.217	<b>124.7</b>	<b>30.842</b>	<b>110.9</b>	<b>26.564</b>	113.6	<b>1:20.623</b>	
4 -	23.472	123.6	30.975	110.6	26.663	113.6	1:21.110	12 -	<b>23.079</b>	124.3	30.945	109.8	26.734	112.8	1:20.758	
5 -	23.220	123.6	31.018	110.6	26.594	<b>113.7</b>	1:20.832	13 -	23.176	124.3	31.115	110.6	26.603	113.0	1:20.894	
6 -	23.405	123.4	31.049	110.2	26.678	113.4	1:21.132	14 -	23.243	123.8	30.936	110.6	26.701	113.4	1:20.880	
7 -	23.396	123.8	30.958	110.6	26.605	<b>113.7</b>	1:20.959	15 -	23.194	124.0	30.925	110.7	26.674	113.6	1:20.793	

Oulton Park Island  
Circuit Length = 2.2260 miles  
Start: 12:09 End: 12:30

Weather / Track : Sunny / Dry

**Formula Renault UK with Michelin**  
**ROUND 15 - SECTOR ANALYSIS**

8 -	23.270 124.5	30.977 110.7	26.695 113.4	1:20.942						
<b>25</b>	<b>Thomas HYLKEMA</b>				<b>Mark Burdett Motorsport</b>					
1 -	118.6	31.887 110.2	27.095 114.1	1:33.154	7 -	23.615 123.4	31.828 107.0	27.755 114.3	1:23.198	
2 -	23.678 123.6	31.315 110.9	26.791 114.9	1:21.784	8 -	23.569 124.0	31.673 110.2	26.958 114.3	1:22.200	
3 -	23.851 123.6	31.819 111.5	26.894 <b>115.1</b>	1:22.564	9 -	23.550 123.6	31.072 <b>111.7</b>	26.660 114.5	1:21.282	
4 -	24.063 123.1	31.810 111.5	26.779 114.1	1:22.652	10 -	<b>23.310 124.3</b>	31.082 111.3	26.717 114.3	1:21.109	
5 -	23.582 123.1	31.083 111.5	26.766 114.3	1:21.431	11 -	23.893 123.4	31.277 111.1	<b>26.629</b> 114.1	1:21.799	
6 -	23.449 123.6	<b>30.888</b> 111.3	26.674 <b>115.1</b>	<b>1:21.011</b>	12 -	23.504 124.0	31.315 109.5	32.573 51.9	1:27.392	
<b>26</b>	<b>Fredrik BLOMSTEDT</b>				<b>Mark Burdett Motorsport</b>					
1 -	120.3	32.086 108.8	27.278 114.3	1:31.500	9 -	23.398 124.5	31.331 <b>111.7</b>	26.767 114.3	1:21.496	
2 -	23.972 123.4	31.617 110.6	26.934 114.3	1:22.523	10 -	<b>23.218</b> 125.0	31.246 110.7	<b>26.693</b> 114.3	<b>1:21.157</b>	
3 -	24.156 123.1	31.642 110.4	26.923 <b>114.7</b>	1:22.721	11 -	23.379 124.5	31.252 110.6	26.821 114.1	1:21.452	
4 -	24.571 121.1	33.678 108.6	28.205 108.2	1:26.454	12 -	23.523 <b>125.2</b>	31.511 109.7	27.728 113.0	1:22.762	
5 -	23.978 119.8	32.107 110.0	26.766 113.9	1:22.851	13 -	24.307 122.5	32.053 108.9	27.067 113.7	1:23.427	
6 -	23.623 123.6	<b>31.174</b> 110.2	27.021 113.9	1:21.818	14 -	23.600 123.4	31.435 110.0	27.323 113.7	1:22.358	
7 -	23.449 124.3	31.272 110.4	26.854 113.9	1:21.575	15 -	23.615 123.8	31.483 110.2	27.002 113.7	1:22.100	
8 -	24.072 125.0	32.075 110.7	26.741 114.3	1:22.888						
<b>33</b>	<b>Tom MUN</b>				<b>Apotex Scorpio Motorsport</b>					
1 -	100.2	32.991 <b>108.6</b>	<b>28.251 113.0</b>	<b>1:36.468</b>	2 -	<b>25.178 116.5</b>	<b>32.907</b> 107.7	ln	1:34.516 P	
<b>35</b>	<b>Kris LOANE</b>				<b>Manor Competition</b>					
1 -	122.5	32.852 108.9	27.304 113.9	1:30.249	9 -	23.539 <b>125.0</b>	31.141 110.7	26.847 114.5	<b>1:21.527</b>	
2 -	23.834 124.0	32.323 108.4	27.149 112.6	1:23.306	10 -	23.498 124.7	31.234 110.9	26.992 114.5	1:21.724	
3 -	24.241 123.6	31.630 109.8	26.811 113.9	1:22.682	11 -	23.575 124.3	31.263 110.4	27.132 114.1	1:21.970	
4 -	23.646 123.4	31.151 110.0	<b>26.747</b> 114.5	1:21.544	12 -	23.904 124.7	<b>31.014</b> 110.6	27.162 114.3	1:22.080	
5 -	23.536 124.7	31.430 110.0	26.959 114.3	1:21.925	13 -	23.822 124.3	31.116 <b>111.1</b>	26.983 114.7	1:21.921	
6 -	23.655 124.7	31.238 110.2	27.566 <b>115.1</b>	1:22.459	14 -	23.599 124.5	32.367 109.7	27.653 114.7	1:23.619	
7 -	23.692 124.7	31.274 110.2	26.926 114.7	1:21.892	15 -	<b>23.406 125.0</b>	31.232 110.6	27.084 114.7	1:21.722	
8 -	23.636 124.7	31.328 110.4	26.933 114.9	1:21.897						
<b>38</b>	<b>Joshua SCOTT</b>				<b>Apotex Scorpio Motorsport</b>					
1 -	116.7	32.473 109.5	27.200 113.9	1:34.164	9 -	23.539 125.4	30.936 111.1	26.593 113.7	1:21.068	
2 -	23.668 124.3	31.793 110.2	27.278 114.9	1:22.739	10 -	<b>23.034</b> 126.4	30.969 111.3	26.641 114.9	<b>1:20.644</b>	
3 -	23.691 125.2	31.377 110.4	26.714 114.5	1:21.782	11 -	23.784 124.5	31.377 111.1	26.751 114.5	1:21.912	
4 -	23.233 127.1	33.774 107.7	26.982 114.5	1:23.989	12 -	23.127 <b>127.3</b>	31.684 110.6	26.818 113.2	1:21.629	
5 -	23.700 125.4	31.394 110.9	26.535 114.5	1:21.629	13 -	23.590 126.6	31.312 <b>111.5</b>	27.115 114.3	1:22.017	
6 -	23.208 125.0	30.974 110.7	<b>26.527</b> 114.3	1:20.709	14 -	23.096 125.2	31.975 110.7	27.543 113.7	1:22.614	
7 -	23.047 126.1	<b>30.870</b> 111.3	26.935 115.1	1:20.852	15 -	23.602 125.7	31.069 111.1	26.892 <b>115.7</b>	1:21.563	
8 -	23.545 126.4	32.253 110.2	27.596 106.9	1:23.394						
<b>43</b>	<b>Scott JENKINS</b>				<b>CR Scuderia Formula Renault</b>					
1 -	122.9	32.585 109.3	26.913 114.1	1:29.349	9 -	22.947 125.4	30.887 111.5	26.379 114.5	1:20.213	
2 -	23.624 124.3	31.250 110.6	26.929 114.9	1:21.803	10 -	22.988 125.4	<b>30.559</b> 111.7	<b>26.362</b> 115.3	<b>1:19.909</b>	
3 -	23.584 124.3	31.623 110.6	26.496 114.1	1:21.703	11 -	22.824 <b>126.1</b>	30.815 112.0	26.434 114.9	1:20.073	
4 -	23.274 124.3	30.974 110.9	26.470 114.5	1:20.718	12 -	<b>22.822 126.1</b>	31.765 106.4	26.663 114.9	1:21.250	
5 -	23.117 124.5	30.834 110.9	26.470 115.1	1:20.421	13 -	23.028 125.9	30.953 111.8	26.453 114.7	1:20.434	
6 -	23.115 125.0	31.087 110.7	26.429 114.5	1:20.631	14 -	23.084 125.7	30.775 111.7	26.429 115.3	1:20.288	
7 -	22.992 125.4	30.806 111.3	26.640 114.5	1:20.438	15 -	23.033 125.0	30.782 <b>112.2</b>	26.476 <b>115.5</b>	1:20.291	
8 -	23.210 125.0	30.766 111.1	26.523 114.5	1:20.499						

**Formula Renault UK with Michelin**  
**ROUND 15 - SPEED TRAPS**

SECTOR 1				SECTOR 2			FINISH LINE			
POS	NO	NAME	MPH	NO	NAME	MPH	NO	NAME	MPH	
1	38	Joshua SCOTT	127.3	7	Dean STONEMAN	112.4	7	Dean STONEMAN	115.9	
2	1	Adriano BUZAID	126.9	43	Scott JENKINS	112.2	1	Adriano BUZAID	115.7	
3	2	James CALADO	126.4	1	Adriano BUZAID	111.8	2	James CALADO	115.7	
4	7	Dean STONEMAN	126.4	5	Adam CHRISTODOULOU	111.8	38	Joshua SCOTT	115.7	
5	9	Oli WEBB	126.4	22	Alexander SIMS	111.7	5	Adam CHRISTODOULOU	115.5	
6	43	Scott JENKINS	126.1	25	Thomas HYLKEMA	111.7	43	Scott JENKINS	115.5	
7	5	Adam CHRISTODOULOU	125.9	2	James CALADO	111.5	9	Oli WEBB	115.3	
8	6	Jesse KROHN	125.9	3	ROSSI	111.5	16	Tom ARMOUR	115.3	
9	13	Jordan OAKES	125.7	38	Joshua SCOTT	111.5	3	ROSSI	115.1	
10	20	Kieren CLARK	125.4	9	Oli WEBB	111.3	6	Jesse KROHN	115.1	
11	3	ROSSI	125.2	23	Ryuji YAMAMOTO	111.3	20	Kieren CLARK	115.1	
12	22	Alexander SIMS	125.2	6	Jesse KROHN	111.1	25	Thomas HYLKEMA	115.1	
13	26	Fredrik BLOMSTEDT	125.2	13	Jordan OAKES	111.1	35	Kris LOANE	115.1	
14	35	Kris LOANE	125.0	26	Fredrik BLOMSTEDT	111.1	23	Ryuji YAMAMOTO	114.9	
15	24	Henry SURTEES	124.7	35	Kris LOANE	111.1	13	Jordan OAKES	114.7	
16	16	Tom ARMOUR	124.5	20	Kieren CLARK	110.9	26	Fredrik BLOMSTEDT	114.7	
17	23	Ryuji YAMAMOTO	124.3	24	Henry SURTEES	110.9	22	Alexander SIMS	114.3	
18	25	Thomas HYLKEMA	124.3	16	Tom ARMOUR	110.2	24	Henry SURTEES	113.7	
19	33	Tom MUN	116.5	33	Tom MUN	108.6	33	Tom MUN	113.0	

Weather / Track : Sunny / Dry

www.tsl-timing.com

Oulton Park Island  
 Circuit Length = 2.2260 miles  
 Start: 12:09 End: 12:30

Printed - 12.33 Sunday, 27 July 2008

# Formula Renault UK with Michelin

## ROUND 15 - BEST SECTOR TIMES

SECTOR 1			SECTOR 2			SECTOR 3			IDEAL / BEST COMPARISON						
POS	NO	NAME	TIME	NO	NAME	TIME	NO	NAME	TIME	POS	NO	NAME	IDEAL	BEST	DIFF
1	6	KROHN	22.730	43	JENKINS	30.559	22	SIMS	26.287	1	22	SIMS	1:19.635	1:19.826	0.191
2	22	SIMS	22.768	5	CHRISTODOULOU	30.562	5	CHRISTODOULOU	26.324	2	5	CHRISTODOULOU	1:19.730	1:19.905	0.175
3	43	JENKINS	22.822	22	SIMS	30.580	6	KROHN	26.337	3	43	JENKINS	1:19.743	1:19.909	0.166
4	7	STONEMAN	22.839	7	STONEMAN	30.613	43	JENKINS	26.362	4	7	STONEMAN	1:19.851	1:19.851	0.000
5	5	CHRISTODOULOU	22.844	1	BUZAID	30.622	1	BUZAID	26.368	5	1	BUZAID	1:19.852	1:19.853	0.001
6	1	BUZAID	22.862	13	OAKES	30.637	2	CALADO	26.391	6	6	KROHN	1:19.871	1:20.028	0.157
7	20	CLARK	22.992	2	CALADO	30.720	7	STONEMAN	26.399	7	2	CALADO	1:20.153	1:20.187	0.034
8	13	OAKES	23.021	6	KROHN	30.804	20	CLARK	26.408	8	13	OAKES	1:20.276	1:20.359	0.083
9	9	WEBB	23.027	23	YAMAMOTO	30.811	23	YAMAMOTO	26.445	9	23	YAMAMOTO	1:20.365	1:20.586	0.221
10	38	SCOTT	23.034	24	SURTEES	30.842	9	WEBB	26.485	10	9	WEBB	1:20.366	1:20.503	0.137
11	2	CALADO	23.042	9	WEBB	30.854	38	SCOTT	26.527	11	38	SCOTT	1:20.431	1:20.644	0.213
12	16	ARMOUR	23.075	38	SCOTT	30.870	16	ARMOUR	26.554	12	24	SURTEES	1:20.485	1:20.623	0.138
13	24	SURTEES	23.079	25	HYLKEMA	30.888	24	SURTEES	26.564	13	20	CLARK	1:20.509	1:20.579	0.070
14	23	YAMAMOTO	23.109	3	ROSSI	31.009	13	OAKES	26.618	14	16	ARMOUR	1:20.785	1:21.095	0.310
15	26	BLOMSTEDT	23.218	35	LOANE	31.014	3	ROSSI	26.620	15	25	HYLKEMA	1:20.827	1:21.011	0.184
16	3	ROSSI	23.268	20	CLARK	31.109	25	HYLKEMA	26.629	16	3	ROSSI	1:20.897	1:21.012	0.115
17	25	HYLKEMA	23.310	16	ARMOUR	31.156	26	BLOMSTEDT	26.693	17	26	BLOMSTEDT	1:21.085	1:21.157	0.072
18	35	LOANE	23.406	26	BLOMSTEDT	31.174	35	LOANE	26.747	18	35	LOANE	1:21.167	1:21.527	0.360
19	33	MUN	25.178	33	MUN	32.907	33	MUN	28.251	19	33	MUN	1:26.336	1:36.468	10.132
												<b>Perfect Lap</b>	<b>1:19.576</b>		

**Formula Renault UK with Michelin**  
**ROUND 15 - LAP CHART**

Lap 1			Lap 2			Lap 3			Lap 4			Lap 5		
No	Behind	Laptime	No	Behind	Laptime	No	Behind	Laptime	No	Behind	Laptime	No	Behind	Laptime
5		1:25.674	5		1:21.215	5		1:20.645	5		1:20.400	5		1:20.524
7	0.853	1:26.527	7	0.744	1:21.106	7	0.488	1:20.389	7	0.470	1:20.382	7	0.290	1:20.344
2	2.165	1:27.839	2	2.433	1:21.483	22	3.362	1:21.083	22	3.375	1:20.413	22	3.616	1:20.765
22	2.432	1:28.106	22	2.924	1:21.707	1	4.343	1:21.165	1	4.684	1:20.741	1	4.626	1:20.466
1	3.118	1:28.792	1	3.823	1:21.920	43	5.321	1:21.703	43	5.639	1:20.718	43	5.536	1:20.421
43	3.675	1:29.349	43	4.263	1:21.803	13	5.857	1:21.660	13	6.765	1:21.308	13	7.046	1:20.805
13	4.364	1:30.038	13	4.842	1:21.693	2	6.334	1:24.546	24	8.497	1:21.110	24	8.805	1:20.832
35	4.575	1:30.249	35	6.666	1:23.306	24	7.787	1:21.664	35	9.847	1:21.544	35	11.248	1:21.925
24	4.936	1:30.610	24	6.768	1:23.047	35	8.703	1:22.682	9	11.320	1:22.063	9	11.846	1:21.050
26	5.826	1:31.500	26	7.134	1:22.523	26	9.210	1:22.721	25	12.220	1:22.652	25	13.127	1:21.431
9	6.682	1:32.356	9	7.740	1:22.273	9	9.657	1:22.562	3	12.858	1:22.987	3	13.908	1:21.574
25	7.480	1:33.154	25	8.049	1:21.784	25	9.968	1:22.564	23	14.640	1:24.396	38	15.845	1:21.629
3	7.907	1:33.581	3	8.874	1:22.182	3	10.271	1:22.042	38	14.740	1:23.989	23	16.342	1:22.226
38	8.490	1:34.164	23	9.862	1:22.379	23	10.644	1:21.427	16	15.220	1:21.445	26	17.591	1:22.851
23	8.698	1:34.372	38	10.014	1:22.739	38	11.151	1:21.782	26	15.264	1:26.454	16	18.068	1:23.372
16	9.570	1:35.244	16	11.528	1:23.173	16	14.175	1:23.292	2	18.286	1:32.352 P	2	18.397	1:20.635
33	10.794	1:36.468	20	19.710	1:20.915	20	20.009	1:20.944	20	20.529	1:20.920	20	20.584	1:20.579
6	18.673	1:44.347	33	24.095	1:34.516	6	1:11.081	1:20.824	6	1:12.494	1:21.813	6	1:12.208	1:20.238
20	20.010	1:45.684	6	1:10.902	2:13.444 P									

**Formula Renault UK with Michelin**  
**ROUND 15 - LAP CHART**

Lap 6			Lap 7			Lap 8			Lap 9			Lap 10		
No	Behind	Laptime	No	Behind	Laptime	No	Behind	Laptime	No	Behind	Laptime	No	Behind	Laptime
5		1:20.183	5		1:20.249	5		1:20.328	5		1:20.523	5		1:20.278
7	0.595	1:20.488	7	1.213	1:20.867	7	1.559	1:20.674	7	1.306	1:20.270	7	1.052	1:20.024
22	3.900	1:20.467	22	4.074	1:20.423	22	3.972	1:20.226	22	3.646	1:20.197	22	3.199	1:19.831
1	5.036	1:20.593	1	5.164	1:20.377	1	5.198	1:20.362	1	4.528	1:19.853	1	4.584	1:20.334
43	5.984	1:20.631	43	6.173	1:20.438	43	6.344	1:20.499	43	6.034	1:20.213	43	5.665	1:19.909
13	7.556	1:20.693	13	8.258	1:20.951	13	10.230	1:22.300	13	10.685	1:20.978	13	11.722	1:21.315
24	9.754	1:21.132	24	10.464	1:20.959	24	11.078	1:20.942	24	11.470	1:20.915	24	12.146	1:20.954
9	13.281	1:21.618	9	14.233	1:21.201	9	15.011	1:21.106	9	15.022	1:20.534	9	15.521	1:20.777
35	13.524	1:22.459	35	15.167	1:21.892	35	16.736	1:21.897	35	17.740	1:21.527	35	19.186	1:21.724
25	13.955	1:21.011	3	16.138	1:21.650	3	16.955	1:21.145	3	18.048	1:21.616	3	19.508	1:21.738
3	14.737	1:21.012	25	16.904	1:23.198	25	18.776	1:22.200	25	19.535	1:21.282	25	20.366	1:21.109
38	16.371	1:20.709	38	16.974	1:20.852	23	18.960	1:21.919	23	19.922	1:21.485	23	20.492	1:20.848
23	16.745	1:20.586	23	17.369	1:20.873	38	20.040	1:23.394	38	20.585	1:21.068	38	20.951	1:20.644
26	19.226	1:21.818	26	20.552	1:21.575	2	21.366	1:21.026	2	21.030	1:20.187	2	21.402	1:20.650
2	19.633	1:21.419	2	20.668	1:21.284	16	22.471	1:21.311	16	23.425	1:21.477	16	24.242	1:21.095
16	20.540	1:22.655	16	21.488	1:21.197	26	23.112	1:22.888	26	24.085	1:21.496	26	24.964	1:21.157
20	21.365	1:20.964	20	22.384	1:21.268	20	23.599	1:21.543	20	24.524	1:21.448	20	25.522	1:21.276
6	1:12.053	1:20.028	6	1:12.200	1:20.396	6	1:12.237	1:20.365	6	1:11.980	1:20.266	6	1:11.755	1:20.053

**Formula Renault UK with Michelin**  
**ROUND 15 - LAP CHART**

Lap 11			Lap 12			Lap 13			Lap 14			Lap 15		
No	Behind	Laptime	No	Behind	Laptime	No	Behind	Laptime	No	Behind	Laptime	No	Behind	Laptime
5		1:20.208	5		1:20.056	5		1:19.905	5		1:20.646	5		1:20.801
7	0.919	1:20.075	7	0.714	1:19.851	7	1.763	1:20.954	7	1.487	1:20.370	7	1.268	1:20.582
22	2.817	1:19.826	22	2.706	1:19.945	22	3.028	1:20.227	22	2.404	1:20.022	22	1.763	1:20.160
1	4.630	1:20.254	1	4.744	1:20.170	1	5.810	1:20.971	1	5.687	1:20.523	1	5.645	1:20.759
43	5.530	1:20.073	43	6.724	1:21.250	43	7.253	1:20.434	43	6.895	1:20.288	43	6.385	1:20.291
13	12.181	1:20.667	13	12.551	1:20.426	13	13.115	1:20.469	13	12.828	1:20.359	13	13.456	1:21.429
24	12.561	1:20.623	24	13.263	1:20.758	24	14.252	1:20.894	24	14.486	1:20.880	24	14.478	1:20.793
9	15.950	1:20.637	9	16.397	1:20.503	9	17.229	1:20.737	9	17.236	1:20.653	9	17.059	1:20.624
35	20.948	1:21.970	35	22.972	1:22.080	35	24.988	1:21.921	35	27.961	1:23.619	35	28.882	1:21.722
3	21.061	1:21.761	3	23.207	1:22.202	3	25.779	1:22.477	38	28.308	1:22.614	38	29.070	1:21.563
25	21.957	1:21.799	23	24.207	1:21.976	38	26.340	1:22.017	3	28.399	1:23.266	3	29.402	1:21.804
23	22.287	1:22.003	38	24.228	1:21.629	23	28.065	1:23.763	2	28.744	1:21.197	2	29.935	1:21.992
38	22.655	1:21.912	2	24.461	1:21.636	2	28.193	1:23.637	26	34.148	1:22.358	26	35.447	1:22.100
2	22.881	1:21.687	20	28.460	1:21.867	26	32.436	1:23.427	23	34.621	1:27.202	16	35.743	1:21.798
16	25.408	1:21.374	26	28.914	1:22.762	16	33.400	1:24.264	16	34.746	1:21.992	23	45.574	1:31.754
26	26.208	1:21.452	16	29.041	1:23.689	20	45.658	1:37.103	20	46.506	1:21.494	20	47.251	1:21.546
20	26.649	1:21.335	25	29.293	1:27.392	6	1:12.724	1:20.509	6	1:12.329	1:20.251	6	1:12.218	1:20.690
6	1:11.937	1:20.390	6	1:12.120	1:20.239									

# Formula Renault UK with Michelin

## ROUND 15 - POSITION CHART

No	Name	Laps Pos	1	2	3	4	5	6	7	8	9	10	11	12	13	14	15
			5	CHRISTODOULOU	1	5	5	5	5	5	5	5	5	5	5	5	5
7	STONEMAN	2	7	7	7	7	7	7	7	7	7	7	7	7	7	7	7
2	CALADO	3	2	2	22	22	22	22	22	22	22	22	22	22	22	22	22
22	SIMS	4	22	22	1	1	1	1	1	1	1	1	1	1	1	1	1
1	BUZAID	5	1	1	43	43	43	43	43	43	43	43	43	43	43	43	43
43	JENKINS	6	43	43	13	13	13	13	13	13	13	13	13	13	13	13	13
13	OAKES	7	13	13	2	24	24	24	24	24	24	24	24	24	24	24	24
35	LOANE	8	35	35	24	35	35	9	9	9	9	9	9	9	9	9	9
24	SURTEES	9	24	24	35	9	9	35	35	35	35	35	35	35	35	35	35
26	BLOMSTEDT	10	26	26	26	25	25	25	3	3	3	3	3	3	3	38	38
9	WEBB	11	9	9	9	3	3	3	25	25	25	25	25	23	38	3	3
25	HYLKEMA	12	25	25	25	23	38	38	38	23	23	23	23	38	23	2	2
3	ROSSI	13	3	3	3	38	23	23	23	38	38	38	38	2	2	26	26
38	SCOTT	14	38	23	23	16	26	26	26	2	2	2	2	20	26	23	16
23	YAMAMOTO	15	23	38	38	26	16	2	2	16	16	16	16	26	16	16	23
16	ARMOUR	16	16	16	16	2	2	16	16	26	26	26	26	16	20	20	20
33	MUN	17	33	20	20	20	20	20	20	20	20	20	20	25	6	6	6
6	KROHN	18	6	33	6	6	6	6	6	6	6	6	6	6			
20	CLARK	19	20	6													

# Formula Renault UK with Michelin

## ROUND 16 - CLASSIFICATION

POS	NO	CL	NAME	NAT	ENTRY	LAPS	TIME	GAP	DIFF	MPH	BEST	ON
1	5		<b>Adam CHRISTODOULOU</b>	GBR	CR Scuderia Formula Renault	15	20:12.443			99.14	1:19.978	8
2	22		<b>Alexander SIMS</b>	GBR	Manor Competition	15	20:14.642	<b>2.199</b>	2.199	98.96	1:20.033	12
3	13		<b>Jordan OAKES</b>	GBR	Eurotek Motorsport	15	20:21.870	<b>9.427</b>	7.228	98.37	1:20.411	14
4	2	G	<b>James CALADO</b>	GBR	Fortec Motorsport	15	20:22.223	<b>9.780</b>	0.353	98.34	1:20.507	9
5	43	G	<b>Scott JENKINS</b>	GBR	CR Scuderia Formula Renault	15	20:23.213	<b>10.770</b>	0.990	98.26	1:20.365	11
6	1		<b>Adriano BUZAID</b>	BRA	Fortec Motorsport	15	20:24.355	<b>11.912</b>	1.142	98.17	1:20.309	9
7	24	G	<b>Henry SURTEES</b>	GBR	Manor Competition	15	20:25.267	<b>12.824</b>	0.912	98.10	1:20.449	11
8	7	G	<b>Dean STONEMAN</b>	GBR	Alpine Motorsport	15	20:26.148	<b>13.705</b>	0.881	98.03	1:20.309	6
9	38	G	<b>Joshua SCOTT</b>	AUS	Apotex Scorpio Motorsport	15	20:27.219	<b>14.776</b>	1.071	97.94	1:20.516	12
10	35		<b>Kris LOANE</b>	GBR	Manor Competition	15	20:28.017	<b>15.574</b>	0.798	97.88	1:20.570	13
11	9	G	<b>Oli WEBB</b>	GBR	Fortec Motorsport	15	20:28.815	<b>16.372</b>	0.798	97.82	1:20.608	9
12	20		<b>Kieren CLARK</b>	GBR	Apotex Scorpio Motorsport	15	20:34.884	<b>22.441</b>	6.069	97.34	1:21.001	9
13	3	G	<b>ROSSI</b>	GBR	Worswick Engineering	15	20:35.335	<b>22.892</b>	0.451	97.30	1:21.006	14
14	25		<b>Thomas HYLKEMA</b>	NED	Mark Burdett Motorsport	15	20:36.413	<b>23.970</b>	1.078	97.21	1:20.874	11
15	16	G	<b>Tom ARMOUR</b>	GBR	Manor Competition	15	20:36.725	<b>24.282</b>	0.312	97.19	1:20.721	7
16	8		<b>Riki CHRISTODOULOU</b>	GBR	Fortec Motorsport	15	20:40.766	<b>28.323</b>	4.041	96.87	1:19.789	14
17	33	G	<b>Sung Hak MUN</b>	KOR	Apotex Scorpio Motorsport	15	20:51.476	<b>39.033</b>	10.710	96.04	1:21.784	11
18	26		<b>Fredrik BLOMSTEDT</b>	GBR	Mark Burdett Motorsport	15	21:06.277	<b>53.834</b>	14.801	94.92	1:20.444	11

### NOT CLASSIFIED

<i>DNF</i> 6			<b>Jesse KROHN</b>	FIN	CR Scuderia Formula Renault	2	3:23.256	<b>13 laps</b>	13 laps	78.85	1:31.674	1
<i>DNF</i> 23			<b>Ryuji YAMAMOTO</b>	JPN	CR Scuderia Formula Renault	1	1:32.059	<b>14 laps</b>	1 lap	87.04	1:32.059	1

### FASTEST LAP

8			<b>Riki CHRISTODOULOU</b>	GBR	Fortec Motorsport	14	1:19.789	100.43 mph	161.63 kph
7	G		<b>Dean STONEMAN</b>	GBR	Alpine Motorsport	6	1:20.309	99.78 mph	160.58 kph

Weather / Track : Sunny / Dry

These results are provisional until the conclusion of any judicial and technical matters.

Oulton Park Island  
Circuit Length = 2.2260 miles  
Start: 16:50 End: 17:11

Clerk of Course :		Timekeeper :
-------------------	--	--------------

# Formula Renault UK with Michelin

## ROUND 16 - SECTOR ANALYSIS

<b>1</b>	<b>Adriano BUZOID</b>				<b>Fortec Motorsport</b>										
1 -	121.8	33.008	107.9	26.991	113.7	1:30.247	9 -	<b>22.867</b>	<b>126.9</b>	30.903	110.7	26.539	114.7	<b>1:20.309</b>	
2 -	23.474	124.0	31.621	109.3	26.905	113.9	1:22.000	10 -	22.950	125.7	30.981	110.9	26.567	114.7	1:20.498
3 -	23.382	125.0	31.298	110.6	26.706	114.1	1:21.386	11 -	22.996	125.9	30.939	110.9	26.612	114.7	1:20.547
4 -	23.173	125.9	31.002	<b>111.3</b>	26.583	114.9	1:20.758	12 -	23.100	125.7	30.845	110.9	26.674	114.7	1:20.619
5 -	23.094	125.7	31.155	110.7	26.738	113.9	1:20.987	13 -	23.081	126.1	31.308	110.9	27.234	114.1	1:21.623
6 -	23.009	125.9	30.941	110.7	<b>26.509</b>	114.9	1:20.459	14 -	24.032	125.7	31.021	110.9	26.675	<b>115.1</b>	1:21.728
7 -	22.953	126.1	31.004	110.9	27.283	113.9	1:21.240	15 -	23.024	126.1	31.150	110.6	26.627	<b>115.1</b>	1:20.801
8 -	23.770	126.4	<b>30.802</b>	<b>111.3</b>	26.581	114.7	1:21.153								
<b>2</b>	<b>James CALADO</b>				<b>Fortec Motorsport</b>										
1 -	122.0	32.235	108.6	27.172	113.6	1:29.311	9 -	23.104	<b>126.4</b>	30.815	<b>111.3</b>	26.588	115.1	<b>1:20.507</b>	
2 -	23.623	124.7	31.448	109.5	26.989	113.9	1:22.060	10 -	23.222	126.1	<b>30.696</b>	110.9	26.678	114.9	1:20.596
3 -	23.452	124.5	31.238	110.0	26.640	114.1	1:21.330	11 -	23.180	<b>126.4</b>	30.980	110.9	26.906	114.5	1:21.066
4 -	23.171	124.7	30.947	110.6	26.641	114.5	1:20.759	12 -	23.101	<b>126.4</b>	30.917	<b>111.3</b>	26.647	<b>115.3</b>	1:20.665
5 -	23.135	125.4	31.080	110.4	<b>26.504</b>	114.7	1:20.719	13 -	23.679	124.5	31.624	110.6	26.762	114.7	1:22.065
6 -	23.090	125.2	30.850	110.4	26.585	114.9	1:20.525	14 -	23.042	125.2	30.874	110.6	26.679	113.9	1:20.595
7 -	23.131	125.7	30.872	110.7	26.738	115.1	1:20.741	15 -	<b>23.040</b>	125.7	30.833	110.6	26.687	114.5	1:20.560
8 -	23.237	125.9	30.901	<b>111.3</b>	26.586	<b>115.3</b>	1:20.724								
<b>3</b>	<b>ROSSI</b>				<b>Worswick Engineering</b>										
1 -	121.8	34.040	109.5	28.032	112.2	1:34.459	9 -	23.303	124.3	31.075	111.1	26.771	114.5	1:21.149	
2 -	24.228	124.5	31.898	111.3	26.954	<b>115.3</b>	1:23.080	10 -	23.499	124.3	31.002	111.1	26.755	114.5	1:21.256
3 -	23.880	124.5	31.715	110.6	26.810	114.5	1:22.405	11 -	23.357	<b>124.7</b>	31.267	111.3	26.865	114.5	1:21.489
4 -	23.410	124.3	31.231	110.2	26.859	113.6	1:21.500	12 -	23.216	<b>124.7</b>	<b>30.990</b>	<b>111.7</b>	26.875	114.5	1:21.081
5 -	23.509	123.8	31.168	110.4	26.739	114.3	1:21.416	13 -	23.503	124.3	31.061	110.0	26.837	114.1	1:21.401
6 -	23.297	123.4	31.376	110.2	26.762	114.7	1:21.435	14 -	<b>23.198</b>	<b>124.7</b>	31.106	110.7	<b>26.702</b>	114.1	<b>1:21.006</b>
7 -	23.318	123.6	31.050	111.1	26.719	114.7	1:21.087	15 -	23.339	124.0	31.093	110.6	26.720	114.5	1:21.152
8 -	23.343	124.3	31.372	111.3	26.704	114.9	1:21.419								
<b>5</b>	<b>Adam CHRISTODOULOU</b>				<b>CR Scuderia Formula Renault</b>										
1 -	121.8	31.413	110.0	26.801	114.9	1:26.955	9 -	23.009	125.2	30.807	111.5	26.401	115.1	1:20.217	
2 -	23.366	124.3	30.964	110.7	26.723	115.1	1:21.053	10 -	22.941	<b>125.7</b>	<b>30.577</b>	111.5	26.567	114.7	1:20.085
3 -	23.256	125.0	30.907	111.7	26.562	<b>115.5</b>	1:20.725	11 -	23.057	124.7	30.685	111.3	26.565	114.7	1:20.307
4 -	23.061	<b>125.7</b>	30.797	111.5	26.461	115.1	1:20.319	12 -	<b>22.886</b>	125.2	30.694	111.3	26.510	114.5	1:20.090
5 -	23.066	<b>125.7</b>	30.897	111.3	26.498	115.3	1:20.461	13 -	23.030	125.0	30.790	110.9	26.569	114.9	1:20.389
6 -	23.006	125.2	30.683	111.3	26.532	114.7	1:20.221	14 -	23.148	124.0	30.704	111.1	26.545	114.5	1:20.397
7 -	23.084	125.4	30.666	111.7	26.514	115.1	1:20.264	15 -	23.178	124.7	30.994	110.6	26.810	107.0	1:20.982
8 -	23.040	125.2	30.629	<b>111.8</b>	<b>26.309</b>	115.3	<b>1:19.978</b>								
<b>6</b>	<b>Jesse KROHN</b>				<b>CR Scuderia Formula Renault</b>										
1 -	122.5	<b>33.230</b>	<b>108.9</b>	<b>27.524</b>	<b>114.3</b>	<b>1:31.674</b>	2 -	<b>23.954</b>	<b>123.1</b>	48.642	82.8	ln		1:51.582 P	
<b>7</b>	<b>Dean STONEMAN</b>				<b>Alpine Motorsport</b>										
1 -	122.9	31.102	110.2	26.770	115.1	1:26.135	9 -	<b>22.875</b>	<b>125.9</b>	30.746	111.7	26.779	115.3	1:20.400	
2 -	23.357	124.5	30.871	111.5	26.681	115.3	1:20.909	10 -	23.296	<b>125.9</b>	30.713	<b>112.4</b>	26.562	114.9	1:20.571
3 -	23.227	125.2	31.016	111.7	26.568	115.1	1:20.811	11 -	23.388	121.6	30.900	112.0	26.647	114.3	1:20.935
4 -	23.041	125.7	30.904	111.8	26.430	115.1	1:20.375	12 -	23.045	<b>125.9</b>	30.785	111.8	26.622	115.1	1:20.452
5 -	22.997	<b>125.9</b>	31.001	111.5	26.448	115.5	1:20.446	13 -	23.265	125.4	30.732	112.0	26.594	114.7	1:20.591
6 -	22.930	125.4	30.936	111.7	26.443	115.3	<b>1:20.309</b>	14 -	22.941	125.4	30.781	111.8	26.627	<b>115.7</b>	1:20.349
7 -	23.089	124.5	30.759	111.7	ln		1:22.751 P	15 -	23.298	125.4	30.869	112.0	27.516	86.5	1:21.683
8 -	Out	124.5	<b>30.580</b>	<b>112.4</b>	<b>26.374</b>	115.5	1:29.431								
<b>8</b>	<b>Riki CHRISTODOULOU</b>				<b>Fortec Motorsport</b>										
1 -	120.1	33.367	108.2	27.217	114.7	1:31.093	9 -	23.031	<b>126.1</b>	30.946	110.9	26.594	<b>115.5</b>	1:20.571	
2 -	23.646	123.8	31.703	108.9	26.911	113.9	1:22.260	10 -	42.141	119.6	31.411	110.9	26.866	114.1	1:40.418
3 -	23.277	124.5	31.565	109.7	26.708	114.1	1:21.550	11 -	23.001	124.7	30.749	<b>111.5</b>	26.620	114.1	1:20.370
4 -	23.125	125.7	31.132	110.6	26.553	114.7	1:20.810	12 -	22.858	125.2	30.625	111.3	26.465	114.5	1:19.948
5 -	23.118	125.7	30.973	110.2	26.609	114.3	1:20.700	13 -	23.157	125.2	30.790	111.3	26.473	114.5	1:20.420
6 -	23.021	125.7	31.011	110.4	26.585	114.7	1:20.617	14 -	<b>22.765</b>	125.4	<b>30.562</b>	111.3	26.462	114.7	<b>1:19.789</b>
7 -	22.948	<b>126.1</b>	30.996	110.9	26.702	114.5	1:20.646	15 -	22.860	125.0	30.700	111.1	<b>26.419</b>	114.7	1:19.979
8 -	23.839	125.4	31.195	110.7	26.561	<b>115.5</b>	1:21.595								

Oulton Park Island  
Circuit Length = 2.2260 miles  
Start: 16:50 End: 17:11

Weather / Track : Sunny / Dry

**Formula Renault UK with Michelin**  
**ROUND 16 - SECTOR ANALYSIS**

<b>9</b>	<b>Oli WEBB</b>				<b>Fortec Motorsport</b>										
1 -	118.6	33.882	106.9	28.182	113.7	1:33.854	9 -	23.025	125.2	30.892	<b>111.1</b>	26.691	114.7	<b>1:20.608</b>	
2 -	23.878	123.4	31.937	109.1	27.111	113.6	1:22.926	10 -	23.390	125.2	30.850	<b>111.1</b>	<b>26.633</b>	114.9	1:20.873
3 -	23.326	125.2	31.463	109.3	26.982	113.6	1:21.771	11 -	<b>23.017</b>	125.4	30.918	110.6	26.697	114.7	1:20.632
4 -	23.209	<b>125.7</b>	31.233	110.2	26.768	114.3	1:21.210	12 -	23.110	125.2	30.868	110.7	26.653	114.5	1:20.631
5 -	23.282	125.0	31.007	110.6	26.814	114.1	1:21.103	13 -	23.172	125.2	30.859	110.7	26.727	114.3	1:20.758
6 -	23.145	125.4	31.036	110.6	26.957	114.5	1:21.138	14 -	23.129	124.5	<b>30.842</b>	110.9	26.690	113.9	1:20.661
7 -	23.279	125.4	31.050	<b>111.1</b>	26.685	114.5	1:21.014	15 -	23.191	125.4	30.867	110.2	26.757	114.5	1:20.815
8 -	23.092	<b>125.7</b>	31.078	110.9	26.651	<b>115.1</b>	1:20.821								
<b>13</b>	<b>Jordan OAKES</b>				<b>Eurotek Motorsport</b>										
1 -	122.7	32.148	109.3	27.287	113.6	1:28.379	9 -	23.018	<b>124.7</b>	30.819	110.4	26.809	113.4	1:20.646	
2 -	24.221	124.3	31.177	110.4	26.881	<b>114.1</b>	1:22.279	10 -	23.084	124.5	<b>30.641</b>	110.4	26.830	113.4	1:20.555
3 -	23.424	124.0	31.130	110.4	<b>26.593</b>	113.6	1:21.147	11 -	23.159	123.8	30.990	110.4	26.894	113.2	1:21.043
4 -	23.277	123.8	30.841	<b>110.9</b>	26.725	113.7	1:20.843	12 -	23.116	124.0	30.840	110.2	26.787	113.4	1:20.743
5 -	23.090	<b>124.7</b>	30.882	109.8	26.778	113.6	1:20.750	13 -	23.584	123.8	31.622	110.0	26.793	113.4	1:21.999
6 -	23.092	124.3	30.807	110.6	26.756	112.8	1:20.655	14 -	<b>22.858</b>	<b>124.7</b>	30.827	110.0	26.726	113.0	<b>1:20.411</b>
7 -	23.166	123.6	30.887	110.4	26.911	113.4	1:20.964	15 -	23.063	124.5	30.789	109.7	26.837	113.4	1:20.689
8 -	23.098	124.5	30.933	110.0	26.736	113.2	1:20.767								
<b>16</b>	<b>Tom ARMOUR</b>				<b>Manor Competition</b>										
1 -	120.9	31.867	108.8	27.432	112.8	1:35.789	9 -	23.163	124.5	31.174	110.2	26.627	113.7	1:20.964	
2 -	23.995	122.9	32.719	108.9	27.062	113.0	1:23.776	10 -	23.305	124.5	31.231	110.2	26.704	113.7	1:21.240
3 -	23.849	123.4	31.741	109.5	26.819	113.0	1:22.409	11 -	<b>23.080</b>	<b>124.7</b>	31.088	<b>110.4</b>	26.609	113.2	1:20.777
4 -	23.558	123.8	31.197	110.0	26.985	112.8	1:21.740	12 -	23.131	124.3	31.213	110.0	26.703	113.7	1:21.047
5 -	23.632	124.0	31.249	110.0	27.195	111.8	1:22.076	13 -	23.555	122.2	31.058	110.2	26.907	112.4	1:21.520
6 -	23.412	124.0	31.131	109.8	26.616	113.6	1:21.159	14 -	23.318	123.8	31.237	109.7	26.860	113.4	1:21.415
7 -	23.091	124.0	<b>31.032</b>	<b>110.4</b>	26.598	113.9	<b>1:20.721</b>	15 -	23.172	123.8	31.206	110.2	26.631	<b>114.1</b>	1:21.009
8 -	23.180	124.5	31.320	110.0	<b>26.583</b>	113.9	1:21.083								
<b>20</b>	<b>Kieren CLARK</b>				<b>Apotex Scorpio Motorsport</b>										
1 -	110.7	33.725	108.6	28.272	112.8	1:34.357	9 -	<b>23.013</b>	<b>125.2</b>	31.295	110.0	<b>26.693</b>	113.7	<b>1:21.001</b>	
2 -	24.072	123.6	31.859	<b>110.4</b>	27.107	113.2	1:23.038	10 -	23.316	124.0	31.285	108.9	26.789	113.6	1:21.390
3 -	23.715	124.3	31.561	109.7	26.852	<b>114.1</b>	1:22.128	11 -	23.331	124.0	31.294	110.0	26.746	113.2	1:21.371
4 -	23.299	124.3	31.361	109.5	26.817	113.6	1:21.477	12 -	23.167	124.5	31.211	109.5	26.728	113.7	1:21.106
5 -	23.283	124.5	31.393	108.9	26.794	113.7	1:21.470	13 -	23.199	124.3	31.341	108.8	26.727	113.4	1:21.267
6 -	23.228	123.6	31.362	109.3	26.805	113.4	1:21.395	14 -	23.131	124.0	31.206	108.9	26.797	113.2	1:21.134
7 -	23.186	124.5	31.302	109.8	26.699	113.4	1:21.187	15 -	23.175	124.7	<b>31.171</b>	110.0	26.785	113.4	1:21.131
8 -	23.271	124.7	31.408	109.8	26.753	<b>114.1</b>	1:21.432								
<b>22</b>	<b>Alexander SIMS</b>				<b>Manor Competition</b>										
1 -	<b>124.5</b>	32.192	110.2	27.201	<b>114.1</b>	1:28.522	9 -	23.065	123.8	30.780	<b>111.1</b>	<b>26.478</b>	113.7	1:20.323	
2 -	23.754	123.6	30.973	110.0	26.726	113.7	1:21.453	10 -	23.044	123.6	30.711	110.7	26.558	113.2	1:20.313
3 -	23.283	123.8	30.843	110.7	26.662	113.6	1:20.788	11 -	22.918	124.3	<b>30.626</b>	110.6	26.543	113.4	1:20.087
4 -	23.142	124.0	30.647	110.7	26.611	113.6	1:20.400	12 -	<b>22.889</b>	123.8	30.656	110.9	26.488	113.2	<b>1:20.033</b>
5 -	23.116	124.0	30.730	110.7	26.545	113.9	1:20.391	13 -	23.039	123.1	30.632	110.9	26.523	113.4	1:20.194
6 -	22.959	124.0	30.801	110.7	26.562	113.4	1:20.322	14 -	23.037	123.4	30.800	110.4	26.564	113.0	1:20.401
7 -	22.947	123.8	30.708	110.4	26.513	113.7	1:20.168	15 -	22.927	123.8	30.739	110.4	26.657	113.6	1:20.323
8 -	23.117	123.4	31.283	110.6	26.524	113.7	1:20.924								
<b>23</b>	<b>Ryuji YAMAMOTO</b>				<b>CR Scuderia Formula Renault</b>										
1 -	<b>121.6</b>	<b>33.375</b>	<b>106.9</b>	<b>27.259</b>	<b>113.2</b>	<b>1:32.059</b>									
<b>24</b>	<b>Henry SURTEES</b>				<b>Manor Competition</b>										
1 -	120.3	33.292	106.9	27.491	112.4	1:31.501	9 -	23.142	<b>124.5</b>	30.905	110.9	26.628	<b>113.6</b>	1:20.675	
2 -	23.751	123.6	31.514	109.5	27.010	112.6	1:22.275	10 -	23.477	123.8	30.734	110.4	<b>26.542</b>	<b>113.6</b>	1:20.753
3 -	23.751	121.8	31.329	110.6	26.906	112.4	1:21.986	11 -	<b>23.026</b>	123.8	30.842	110.6	26.581	113.0	<b>1:20.449</b>
4 -	23.532	123.6	30.881	110.9	26.767	112.6	1:21.180	12 -	23.156	124.0	<b>30.720</b>	110.6	26.676	112.8	1:20.552
5 -	23.466	123.4	30.868	110.7	26.696	112.8	1:21.030	13 -	23.293	124.0	30.726	110.2	26.694	112.6	1:20.713
6 -	23.242	123.8	30.786	110.7	26.685	113.0	1:20.713	14 -	23.170	123.8	31.153	109.8	26.738	113.0	1:21.061
7 -	23.251	124.0	30.835	110.4	26.673	113.0	1:20.759	15 -	23.289	124.0	30.840	110.9	26.916	113.0	1:21.045
8 -	23.231	124.0	30.738	<b>111.1</b>	26.606	113.4	1:20.575								

Oulton Park Island  
Circuit Length = 2.2260 miles  
Start: 16:50 End: 17:11

Weather / Track : Sunny / Dry

**Formula Renault UK with Michelin**  
**ROUND 16 - SECTOR ANALYSIS**

<b>25</b>	<b>Thomas HYLKEMA</b>				<b>Mark Burdett Motorsport</b>										
1 -	121.6	33.831	108.8	28.640	112.2	1:34.623	9 -	23.456	122.9	31.280	110.4	26.662	113.9	1:21.398	
2 -	24.411	122.9	31.979	110.6	27.137	113.9	1:23.527	10 -	23.326	123.1	30.969	110.9	26.791	113.6	1:21.086
3 -	23.786	123.4	31.636	110.0	27.161	113.2	1:22.583	11 -	<b>23.220</b>	<b>123.6</b>	30.965	<b>111.7</b>	26.689	114.1	<b>1:20.874</b>
4 -	23.516	<b>123.6</b>	31.459	110.4	27.020	113.6	1:21.995	12 -	23.265	123.4	<b>30.919</b>	111.1	26.815	114.1	1:20.999
5 -	23.279	<b>123.6</b>	31.145	110.2	26.834	113.4	1:21.258	13 -	23.560	122.0	31.080	111.1	26.801	113.7	1:21.441
6 -	23.337	122.9	30.940	110.9	26.728	113.9	1:21.005	14 -	23.470	122.5	31.006	111.3	26.818	113.7	1:21.294
7 -	23.438	122.9	31.062	110.6	26.929	113.7	1:21.429	15 -	23.300	123.1	31.215	110.9	27.004	113.4	1:21.519
8 -	23.519	122.7	31.095	111.1	26.768	<b>114.5</b>	1:21.382								
<b>26</b>	<b>Fredrik BLOMSTEDT</b>				<b>Mark Burdett Motorsport</b>										
1 -	121.6	34.111	106.5	27.473	114.1	1:32.897	9 -	23.193	123.6	<b>30.755</b>	<b>111.1</b>	26.569	113.9	1:20.517	
2 -	23.720	124.3	31.779	110.6	26.815	114.1	1:22.314	10 -	23.472	121.8	30.938	110.7	26.607	<b>114.3</b>	1:21.017
3 -	23.365	<b>124.7</b>	31.513	109.3	27.012	113.7	1:21.890	11 -	<b>23.078</b>	123.8	30.863	110.7	26.503	113.6	<b>1:20.444</b>
4 -	23.296	124.5	31.217	110.7	26.636	113.9	1:21.149	12 -	23.202	123.8	30.863	110.2	26.635	113.0	1:20.700
5 -	23.493	123.6	31.190	110.9	In		1:36.873 P	13 -	23.285	123.6	30.962	110.7	31.861	100.3	1:26.108
6 -	Out	121.8	31.651	109.8	26.771	113.4	1:37.712	14 -	24.566	122.9	31.073	110.4	26.738	113.2	1:22.377
7 -	23.414	123.6	30.965	<b>111.1</b>	<b>26.455</b>	<b>114.3</b>	1:20.834	15 -	23.352	123.8	30.950	110.6	26.523	113.9	1:20.825
8 -	23.097	124.5	31.009	110.9	26.514	<b>114.3</b>	1:20.620								
<b>33</b>	<b>Sung Hak MUN</b>				<b>Apotex Scorpio Motorsport</b>										
1 -	114.9	33.954	108.8	27.963	113.7	1:34.900	9 -	<b>23.394</b>	<b>124.5</b>	31.564	110.4	<b>26.910</b>	<b>114.1</b>	1:21.868	
2 -	24.486	121.8	32.560	109.8	27.099	113.9	1:24.145	10 -	24.169	123.1	31.448	<b>110.6</b>	26.968	<b>114.1</b>	1:22.585
3 -	23.742	123.1	31.609	109.8	26.955	113.9	1:22.306	11 -	23.466	123.6	31.396	110.2	26.922	113.7	<b>1:21.784</b>
4 -	23.503	122.9	31.469	<b>110.6</b>	27.031	113.4	1:22.003	12 -	23.440	124.0	31.511	109.8	27.128	113.6	1:22.079
5 -	23.578	123.8	<b>31.327</b>	109.8	29.364	105.0	1:24.269	13 -	23.520	123.8	31.536	110.0	26.996	113.6	1:22.052
6 -	24.351	121.8	31.787	109.8	27.222	113.2	1:23.360	14 -	23.443	123.8	31.518	110.2	27.030	113.2	1:21.991
7 -	23.745	122.2	32.295	110.4	27.403	113.2	1:23.443	15 -	23.874	123.1	31.375	109.8	26.998	113.7	1:22.247
8 -	23.576	123.4	31.717	110.2	27.151	113.7	1:22.444								
<b>35</b>	<b>Kris LOANE</b>				<b>Manor Competition</b>										
1 -	121.1	33.549	107.2	28.063	113.2	1:33.595	9 -	23.033	125.9	31.089	110.9	26.631	114.9	1:20.753	
2 -	23.682	124.0	31.719	109.5	26.969	113.7	1:22.370	10 -	23.299	125.4	31.001	111.3	26.558	115.1	1:20.858
3 -	23.481	124.7	31.553	109.3	26.890	113.6	1:21.924	11 -	23.108	125.7	30.900	<b>111.5</b>	26.566	114.9	1:20.574
4 -	23.272	125.0	31.133	110.0	26.797	113.7	1:21.202	12 -	23.005	<b>126.4</b>	30.959	111.1	26.647	114.9	1:20.611
5 -	23.286	125.2	31.011	110.7	26.809	114.5	1:21.106	13 -	22.997	126.1	30.908	111.3	26.665	115.1	<b>1:20.570</b>
6 -	23.267	125.2	31.312	109.3	26.713	114.5	1:21.292	14 -	23.403	125.2	<b>30.844</b>	110.6	26.537	<b>115.3</b>	1:20.784
7 -	<b>22.987</b>	125.4	31.050	110.7	26.538	114.7	1:20.575	15 -	23.181	125.4	31.083	110.9	<b>26.522</b>	114.7	1:20.786
8 -	23.314	125.2	31.123	111.3	26.580	115.1	1:21.017								
<b>38</b>	<b>Joshua SCOTT</b>				<b>Apotex Scorpio Motorsport</b>										
1 -	119.4	33.274	108.8	27.553	114.1	1:32.444	9 -	23.033	123.8	31.089	110.6	26.719	114.1	1:20.841	
2 -	23.825	123.1	31.554	109.5	26.937	113.6	1:22.316	10 -	23.211	<b>125.7</b>	30.933	110.9	<b>26.573</b>	114.3	1:20.717
3 -	23.312	123.6	31.277	110.9	26.957	113.7	1:21.546	11 -	23.028	124.7	31.020	<b>111.1</b>	26.703	114.3	1:20.751
4 -	23.350	123.6	31.252	110.4	26.918	113.6	1:21.520	12 -	23.003	<b>125.7</b>	30.838	110.7	26.675	114.3	<b>1:20.516</b>
5 -	23.118	124.3	31.226	110.2	26.915	113.9	1:21.259	13 -	23.001	125.0	<b>30.803</b>	110.4	26.756	113.6	1:20.560
6 -	23.131	123.8	31.119	110.2	26.735	<b>114.5</b>	1:20.985	14 -	<b>22.987</b>	125.2	30.911	110.7	26.707	114.1	1:20.605
7 -	23.241	124.3	31.110	110.2	26.614	114.1	1:20.965	15 -	23.117	125.0	30.927	110.6	26.629	<b>114.5</b>	1:20.673
8 -	23.660	124.3	31.050	110.9	26.811	114.3	1:21.521								
<b>43</b>	<b>Scott JENKINS</b>				<b>CR Scuderia Formula Renault</b>										
1 -	118.6	33.242	108.1	27.047	114.3	1:30.688	9 -	23.100	125.2	31.004	<b>111.5</b>	26.558	114.7	1:20.662	
2 -	23.602	124.3	31.283	110.6	26.948	114.7	1:21.833	10 -	22.961	125.2	31.084	110.9	26.570	114.3	1:20.615
3 -	23.430	125.2	31.342	111.1	26.614	114.9	1:21.386	11 -	22.941	125.2	30.930	111.3	26.494	114.1	<b>1:20.365</b>
4 -	23.316	124.7	31.126	110.9	26.545	114.7	1:20.987	12 -	23.063	124.5	30.958	<b>111.5</b>	26.581	114.3	1:20.602
5 -	23.099	<b>125.7</b>	30.976	110.9	26.620	114.5	1:20.695	13 -	23.115	125.2	30.909	<b>111.5</b>	26.879	<b>115.1</b>	1:20.903
6 -	23.092	<b>125.7</b>	31.032	110.9	26.574	114.3	1:20.698	14 -	23.294	125.0	31.144	111.3	<b>26.440</b>	114.3	1:20.878
7 -	23.131	125.0	<b>30.811</b>	<b>111.5</b>	26.933	114.3	1:20.875	15 -	<b>22.931</b>	125.2	30.874	110.7	26.632	114.7	1:20.437
8 -	24.127	124.3	31.001	<b>111.5</b>	26.461	114.3	1:21.589								

Oulton Park Island  
Circuit Length = 2.2260 miles  
Start: 16:50 End: 17:11

Weather / Track : Sunny / Dry

**Formula Renault UK with Michelin**  
**ROUND 16 - SPEED TRAPS**

SECTOR 1				SECTOR 2			FINISH LINE			
POS	NO	NAME	MPH	NO	NAME	MPH	NO	NAME	MPH	
1	1	Adriano BUZAID	126.9	7	Dean STONEMAN	112.4	7	Dean STONEMAN	115.7	
2	2	James CALADO	126.4	5	Adam CHRISTODOULOU	111.8	5	Adam CHRISTODOULOU	115.5	
3	35	Kris LOANE	126.4	3	ROSSI	111.7	8	Riki CHRISTODOULOU	115.5	
4	8	Riki CHRISTODOULOU	126.1	25	Thomas HYLKEMA	111.7	2	James CALADO	115.3	
5	7	Dean STONEMAN	125.9	8	Riki CHRISTODOULOU	111.5	3	ROSSI	115.3	
6	5	Adam CHRISTODOULOU	125.7	35	Kris LOANE	111.5	35	Kris LOANE	115.3	
7	9	Oli WEBB	125.7	43	Scott JENKINS	111.5	1	Adriano BUZAID	115.1	
8	38	Joshua SCOTT	125.7	1	Adriano BUZAID	111.3	9	Oli WEBB	115.1	
9	43	Scott JENKINS	125.7	2	James CALADO	111.3	43	Scott JENKINS	115.1	
10	20	Kieren CLARK	125.2	9	Oli WEBB	111.1	25	Thomas HYLKEMA	114.5	
11	3	ROSSI	124.7	22	Alexander SIMS	111.1	38	Joshua SCOTT	114.5	
12	13	Jordan OAKES	124.7	24	Henry SURTEES	111.1	6	Jesse KROHN	114.3	
13	16	Tom ARMOUR	124.7	26	Fredrik BLOMSTEDT	111.1	26	Fredrik BLOMSTEDT	114.3	
14	26	Fredrik BLOMSTEDT	124.7	38	Joshua SCOTT	111.1	13	Jordan OAKES	114.1	
15	22	Alexander SIMS	124.5	13	Jordan OAKES	110.9	16	Tom ARMOUR	114.1	
16	24	Henry SURTEES	124.5	33	Sung Hak MUN	110.6	20	Kieren CLARK	114.1	
17	33	Sung Hak MUN	124.5	16	Tom ARMOUR	110.4	22	Alexander SIMS	114.1	
18	25	Thomas HYLKEMA	123.6	20	Kieren CLARK	110.4	33	Sung Hak MUN	114.1	
19	6	Jesse KROHN	123.1	6	Jesse KROHN	108.9	24	Henry SURTEES	113.6	
20	23	Ryuji YAMAMOTO	121.6	23	Ryuji YAMAMOTO	106.9	23	Ryuji YAMAMOTO	113.2	

# Formula Renault UK with Michelin

## ROUND 16 - BEST SECTOR TIMES

SECTOR 1			SECTOR 2			SECTOR 3			IDEAL / BEST COMPARISON						
POS	NO	NAME	TIME	NO	NAME	TIME	NO	NAME	TIME	POS	NO	NAME	IDEAL	BEST	DIFF
1	8	CHRISTODOULOU	22.765	8	CHRISTODOULOU	30.562	5	CHRISTODOULOU	26.309	1	8	CHRISTODOULOU	1:19.746	1:19.789	0.043
2	13	OAKES	22.858	5	CHRISTODOULOU	30.577	7	STONEMAN	26.374	2	5	CHRISTODOULOU	1:19.772	1:19.978	0.206
3	1	BUZAID	22.867	7	STONEMAN	30.580	8	CHRISTODOULOU	26.419	3	7	STONEMAN	1:19.829	1:20.309	0.480
4	7	STONEMAN	22.875	22	SIMS	30.626	43	JENKINS	26.440	4	22	SIMS	1:19.993	1:20.033	0.040
5	5	CHRISTODOULOU	22.886	13	OAKES	30.641	26	BLOMSTEDT	26.455	5	13	OAKES	1:20.092	1:20.411	0.319
6	22	SIMS	22.889	2	CALADO	30.696	22	SIMS	26.478	6	1	BUZAID	1:20.178	1:20.309	0.131
7	43	JENKINS	22.931	24	SURTEES	30.720	2	CALADO	26.504	7	43	JENKINS	1:20.182	1:20.365	0.183
8	35	LOANE	22.987	26	BLOMSTEDT	30.755	1	BUZAID	26.509	8	2	CALADO	1:20.240	1:20.507	0.267
9	38	SCOTT	22.987	1	BUZAID	30.802	35	LOANE	26.522	9	24	SURTEES	1:20.288	1:20.449	0.161
10	20	CLARK	23.013	38	SCOTT	30.803	24	SURTEES	26.542	10	26	BLOMSTEDT	1:20.288	1:20.444	0.156
11	9	WEBB	23.017	43	JENKINS	30.811	38	SCOTT	26.573	11	35	LOANE	1:20.353	1:20.570	0.217
12	24	SURTEES	23.026	9	WEBB	30.842	16	ARMOUR	26.583	12	38	SCOTT	1:20.363	1:20.516	0.153
13	2	CALADO	23.040	35	LOANE	30.844	13	OAKES	26.593	13	9	WEBB	1:20.492	1:20.608	0.116
14	26	BLOMSTEDT	23.078	25	HYLKEMA	30.919	9	WEBB	26.633	14	16	ARMOUR	1:20.695	1:20.721	0.026
15	16	ARMOUR	23.080	3	ROSSI	30.990	25	HYLKEMA	26.662	15	25	HYLKEMA	1:20.801	1:20.874	0.073
16	3	ROSSI	23.198	16	ARMOUR	31.032	20	CLARK	26.693	16	20	CLARK	1:20.877	1:21.001	0.124
17	25	HYLKEMA	23.220	20	CLARK	31.171	3	ROSSI	26.702	17	3	ROSSI	1:20.890	1:21.006	0.116
18	33	MUN	23.394	33	MUN	31.327	33	MUN	26.910	18	33	MUN	1:21.631	1:21.784	0.153
19	6	KROHN	23.954	6	KROHN	33.230	23	YAMAMOTO	27.259	19	6	KROHN	1:24.708	1:31.674	6.966
20	23	YAMAMOTO	24.113	23	YAMAMOTO	33.375	6	KROHN	27.524	20	23	YAMAMOTO	1:24.747	1:32.059	7.312
												<b>Perfect Lap</b>	<b>1:19.636</b>		

**Formula Renault UK with Michelin**  
**ROUND 16 - LAP CHART**

Lap 1			Lap 2			Lap 3			Lap 4			Lap 5		
No	Behind	Laptime	No	Behind	Laptime	No	Behind	Laptime	No	Behind	Laptime	No	Behind	Laptime
7		1:26.135	7		1:20.909	7		1:20.811	7		1:20.375	7		1:20.446
5	0.820	1:26.955	5	0.964	1:21.053	5	0.878	1:20.725	5	0.822	1:20.319	5	0.837	1:20.461
13	2.244	1:28.379	22	2.931	1:21.453	22	2.908	1:20.788	22	2.933	1:20.400	22	2.878	1:20.391
22	2.387	1:28.522	13	3.614	1:22.279	13	3.950	1:21.147	13	4.418	1:20.843	13	4.722	1:20.750
2	3.176	1:29.311	2	4.327	1:22.060	2	4.846	1:21.330	2	5.230	1:20.759	2	5.503	1:20.719
1	4.112	1:30.247	1	5.203	1:22.000	1	5.778	1:21.386	1	6.161	1:20.758	1	6.702	1:20.987
43	4.553	1:30.688	43	5.477	1:21.833	43	6.052	1:21.386	43	6.664	1:20.987	43	6.913	1:20.695
8	4.958	1:31.093	8	6.309	1:22.260	8	7.048	1:21.550	8	7.483	1:20.810	8	7.737	1:20.700
24	5.366	1:31.501	24	6.732	1:22.275	24	7.907	1:21.986	24	8.712	1:21.180	24	9.296	1:21.030
6	5.539	1:31.674	38	7.716	1:22.316	38	8.451	1:21.546	38	9.596	1:21.520	38	10.409	1:21.259
23	5.924	1:32.059	26	8.167	1:22.314	26	9.246	1:21.890	26	10.020	1:21.149	35	11.521	1:21.106
38	6.309	1:32.444	35	8.921	1:22.370	35	10.034	1:21.924	35	10.861	1:21.202	9	12.188	1:21.103
26	6.762	1:32.897	9	9.736	1:22.926	9	10.696	1:21.771	9	11.531	1:21.210	20	13.794	1:21.470
35	7.460	1:33.595	20	10.351	1:23.038	20	11.668	1:22.128	20	12.770	1:21.477	3	14.184	1:21.416
9	7.719	1:33.854	3	10.495	1:23.080	3	12.089	1:22.405	3	13.214	1:21.500	25	15.310	1:21.258
20	8.222	1:34.357	25	11.106	1:23.527	25	12.878	1:22.583	25	14.498	1:21.995	16	17.114	1:22.076
3	8.324	1:34.459	33	12.001	1:24.145	33	13.496	1:22.306	33	15.124	1:22.003	33	18.947	1:24.269
25	8.488	1:34.623	16	12.521	1:23.776	16	14.119	1:22.409	16	15.484	1:21.740	26	26.447	1:36.873
33	8.765	1:34.900	6	36.212	1:51.582									
16	9.654	1:35.789												

**Formula Renault UK with Michelin**  
**ROUND 16 - LAP CHART**

Lap 6			Lap 7			Lap 8			Lap 9			Lap 10		
No	Behind	Laptime	No	Behind	Laptime	No	Behind	Laptime	No	Behind	Laptime	No	Behind	Laptime
7		1:20.309	5		1:20.264	5		1:19.978	5		1:20.217	5		1:20.085
5	0.749	1:20.221	7	1.738	1:22.751	22	2.992	1:20.924	22	3.098	1:20.323	22	3.326	1:20.313
22	2.891	1:20.322	22	2.046	1:20.168	13	5.808	1:20.767	13	6.237	1:20.646	13	6.707	1:20.555
13	5.068	1:20.655	13	5.019	1:20.964	2	6.193	1:20.724	2	6.483	1:20.507	2	6.994	1:20.596
2	5.719	1:20.525	2	5.447	1:20.741	1	8.254	1:21.153	1	8.346	1:20.309	1	8.759	1:20.498
1	6.852	1:20.459	1	7.079	1:21.240	43	8.775	1:21.589	43	9.220	1:20.662	43	9.750	1:20.615
43	7.302	1:20.698	43	7.164	1:20.875	8	9.295	1:21.595	8	9.649	1:20.571	24	11.169	1:20.753
8	8.045	1:20.617	8	7.678	1:20.646	24	10.043	1:20.575	24	10.501	1:20.675	7	11.860	1:20.571
24	9.700	1:20.713	24	9.446	1:20.759	7	11.191	1:29.431 P	7	11.374	1:20.400	38	13.836	1:20.717
38	11.085	1:20.985	38	11.037	1:20.965	38	12.580	1:21.521	38	13.204	1:20.841	35	14.414	1:20.858
35	12.504	1:21.292	35	12.066	1:20.575	35	13.105	1:21.017	35	13.641	1:20.753	9	15.040	1:20.873
9	13.017	1:21.138	9	13.018	1:21.014	9	13.861	1:20.821	9	14.252	1:20.608	20	18.597	1:21.390
20	14.880	1:21.395	20	15.054	1:21.187	20	16.508	1:21.432	20	17.292	1:21.001	3	18.928	1:21.256
3	15.310	1:21.435	3	15.384	1:21.087	3	16.825	1:21.419	3	17.757	1:21.149	25	20.008	1:21.086
25	16.006	1:21.005	25	16.422	1:21.429	25	17.826	1:21.382	25	19.007	1:21.398	16	20.679	1:21.240
16	17.964	1:21.159	16	17.672	1:20.721	16	18.777	1:21.083	16	19.524	1:20.964	8	29.982	1:40.418
33	21.998	1:23.360	33	24.428	1:23.443	33	26.894	1:22.444	33	28.545	1:21.868	33	31.045	1:22.585
26	43.850	1:37.712 P	26	43.671	1:20.834	26	44.313	1:20.620	26	44.613	1:20.517	26	45.545	1:21.017

**Formula Renault UK with Michelin**  
**ROUND 16 - LAP CHART**

Lap 11			Lap 12			Lap 13			Lap 14			Lap 15		
No	Behind	Laptime	No	Behind	Laptime	No	Behind	Laptime	No	Behind	Laptime	No	Behind	Laptime
5		1:20.307	5		1:20.090	5		1:20.389	5		1:20.397	5		1:20.982
22	3.106	1:20.087	22	3.049	1:20.033	22	2.854	1:20.194	22	2.858	1:20.401	22	2.199	1:20.323
13	7.443	1:21.043	13	8.096	1:20.743	13	9.706	1:21.999	13	9.720	1:20.411	13	9.427	1:20.689
2	7.753	1:21.066	2	8.328	1:20.665	2	10.004	1:22.065	2	10.202	1:20.595	2	9.780	1:20.560
1	8.999	1:20.547	1	9.528	1:20.619	1	10.762	1:21.623	43	11.315	1:20.878	43	10.770	1:20.437
43	9.808	1:20.365	43	10.320	1:20.602	43	10.834	1:20.903	1	12.093	1:21.728	1	11.912	1:20.801
24	11.311	1:20.449	24	11.773	1:20.552	24	12.097	1:20.713	24	12.761	1:21.061	24	12.824	1:21.045
7	12.488	1:20.935	7	12.850	1:20.452	7	13.052	1:20.591	7	13.004	1:20.349	7	13.705	1:21.683
38	14.280	1:20.751	38	14.706	1:20.516	38	14.877	1:20.560	38	15.085	1:20.605	38	14.776	1:20.673
35	14.681	1:20.574	35	15.202	1:20.611	35	15.383	1:20.570	35	15.770	1:20.784	35	15.574	1:20.786
9	15.365	1:20.632	9	15.906	1:20.631	9	16.275	1:20.758	9	16.539	1:20.661	9	16.372	1:20.815
20	19.661	1:21.371	20	20.677	1:21.106	20	21.555	1:21.267	20	22.292	1:21.134	20	22.441	1:21.131
3	20.110	1:21.489	3	21.101	1:21.081	3	22.113	1:21.401	3	22.722	1:21.006	3	22.892	1:21.152
25	20.575	1:20.874	25	21.484	1:20.999	25	22.536	1:21.441	25	23.433	1:21.294	25	23.970	1:21.519
16	21.149	1:20.777	16	22.106	1:21.047	16	23.237	1:21.520	16	24.255	1:21.415	16	24.282	1:21.009
8	30.045	1:20.370	8	29.903	1:19.948	8	29.934	1:20.420	8	29.326	1:19.789	8	28.323	1:19.979
33	32.522	1:21.784	33	34.511	1:22.079	33	36.174	1:22.052	33	37.768	1:21.991	33	39.033	1:22.247
26	45.682	1:20.444	26	46.292	1:20.700	26	52.011	1:26.108	26	53.991	1:22.377	26	53.834	1:20.825

# Formula Renault UK with Michelin

## ROUND 16 - POSITION CHART

No	Name	Laps Pos	1	2	3	4	5	6	7	8	9	10	11	12	13	14	15
			7	STONEMAN	1	7	7	7	7	7	7	5	5	5	5	5	5
5	CHRISTODOULOU	2	5	5	5	5	5	5	7	22	22	22	22	22	22	22	22
13	OAKES	3	13	22	22	22	22	22	22	13	13	13	13	13	13	13	13
22	SIMS	4	22	13	13	13	13	13	13	2	2	2	2	2	2	2	2
2	CALADO	5	2	2	2	2	2	2	2	1	1	1	1	1	1	43	43
1	BUZAID	6	1	1	1	1	1	1	1	43	43	43	43	43	43	1	1
43	JENKINS	7	43	43	43	43	43	43	43	8	8	24	24	24	24	24	24
8	CHRISTODOULOU	8	8	8	8	8	8	8	8	24	24	7	7	7	7	7	7
24	SURTEES	9	24	24	24	24	24	24	24	7	7	38	38	38	38	38	38
6	KROHN	10	6	38	38	38	38	38	38	38	38	35	35	35	35	35	35
23	YAMAMOTO	11	23	26	26	26	35	35	35	35	35	9	9	9	9	9	9
38	SCOTT	12	38	35	35	35	9	9	9	9	9	20	20	20	20	20	20
26	BLOMSTEDT	13	26	9	9	9	20	20	20	20	20	3	3	3	3	3	3
35	LOANE	14	35	20	20	20	3	3	3	3	3	25	25	25	25	25	25
9	WEBB	15	9	3	3	3	25	25	25	25	25	16	16	16	16	16	16
20	CLARK	16	20	25	25	25	16	16	16	16	16	8	8	8	8	8	8
3	ROSSI	17	3	33	33	33	33	33	33	33	33	33	33	33	33	33	33
25	HYLKEMA	18	25	16	16	16	26	26	26	26	26	26	26	26	26	26	26
33	MUN	19	33	6													
16	ARMOUR	20	16														