



THE GINETTA JUNIOR CHAMPIONSHIP

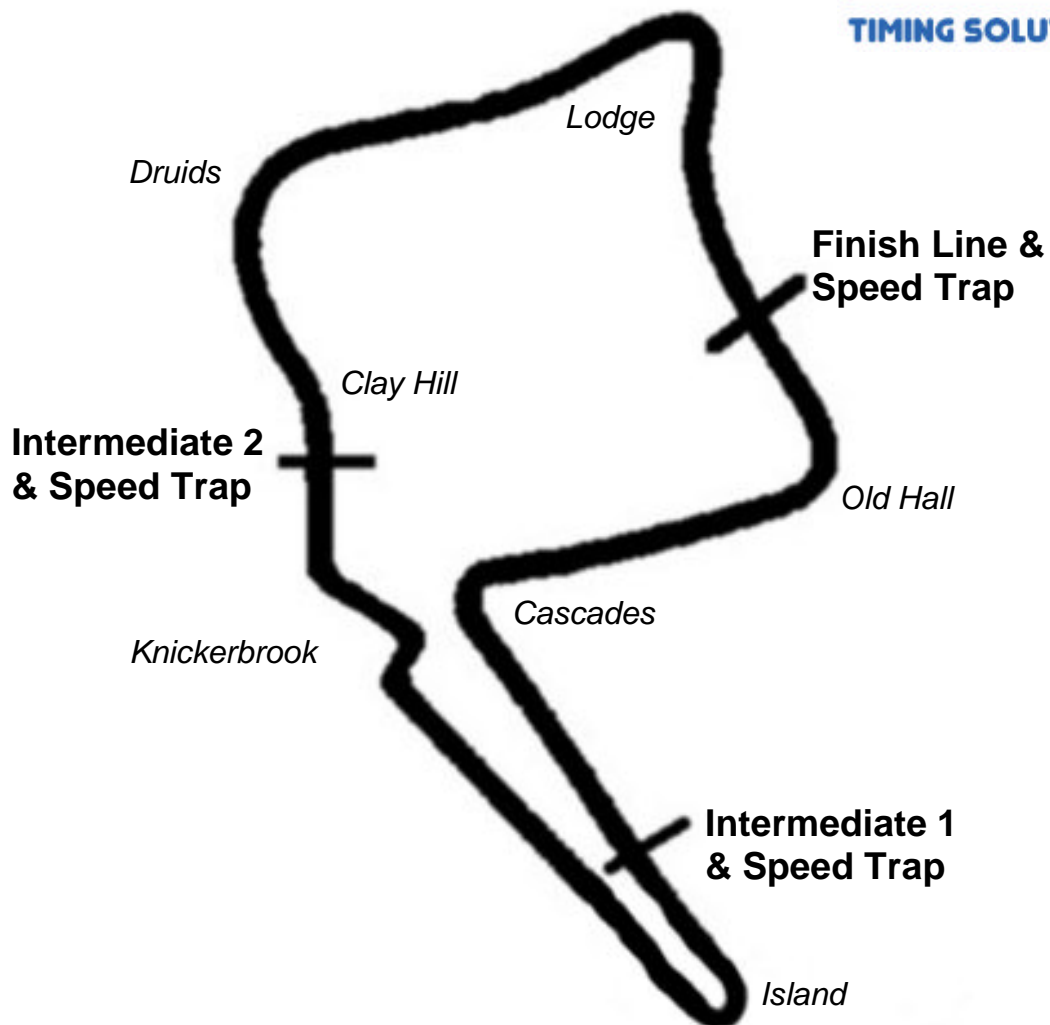
**Rounds 15 & 16
Oulton Park Island**

26th / 27th July 2008



Results Provided by Timing Solutions Ltd
www.tsl-timing.com

OULTON PARK ISLAND



Circuit Length: 2.2260 miles / 3582.4 metres
Intermediate 1: 1163 metres
Intermediate 2: 2316 metres
Pit In: 3564 metres
Pit Out: 180 metres after Finish Line

Ginetta Junior Championship

QUALIFYING - ROUND 15 - CLASSIFICATION

POS	NO	CL	NAME	ENTRY	TIME	ON	LAPS	GAP	DIFF	MPH
1	6		Thomas CARNABY	TollBar Racing	1:46.573	6	6			75.19
2	55		Josh HILL	TollBar Racing	1:47.266	8	8	0.693	0.693	74.70
3	28		George RICHARDSON	Tollbar Racing	1:47.326	8	8	0.753	0.060	74.66
4	8		Dino ZAMPARELLI	Muzz Racing	1:47.406	5	7	0.833	0.080	74.61
5	91		Fergus WALKINSHAW	TollBar Racing	1:47.512	7	8	0.939	0.106	74.53
6	66		Dominic PETTIT	Dominant Motorsport	1:47.913	7	7	1.340	0.401	74.25
7	23		Daniel LLOYD	Tockwith Racing	1:47.940	6	7	1.367	0.027	74.24
8	24		Simon AUSTIN	Driver	1:48.062	8	8	1.489	0.122	74.15
9	25		Aaron WILLIAMSON	TJ Motorsport	1:48.435	4	7	1.862	0.373	73.90
10	29		Ashley CRAIG	Driver	1:48.502	8	8	1.929	0.067	73.85
11	86		Jake FARNDON	Driver	1:48.911	6	8	2.338	0.409	73.57
12	51		Alex AUSTIN	Tockwith Motorsport	1:49.170	7	7	2.597	0.259	73.40
13	15		Alice POWELL	Tockwith Motorsport	1:49.244	7	7	2.671	0.074	73.35
14	60		Jake BATTY	TJ Motorsport	1:49.400	2	6	2.827	0.156	73.25
15	26		Sarah MOORE	Tockwith Motorsport	1:49.488	3	7	2.915	0.088	73.19
16	70		Max McGUIRE	Tockwith Motorsport	1:50.343	6	7	3.770	0.855	72.62
17	33		Jake RATTENBURY	Muzz Racing	1:50.359	4	7	3.786	0.016	72.61
18	75		Oliver LLEWELLYN	Driver	1:51.907	7	7	5.334	1.548	71.60
19	20		Tom HOWARD	Driver	1:57.902	7	7	11.329	5.995	67.96

Weather / Track : Sunny / Dry

These results are provisional until the conclusion of any judicial and technical matters.

Oulton Park Island
 Circuit Length = 2.2260 miles
 Start: 12:28 End: 12:44

Clerk of Course :		Timekeeper :
-------------------	--	--------------

Ginetta Junior Championship

QUALIFYING - ROUND 15 - SECTOR ANALYSIS

5	Ryan HEPWORTH	Hepworth International													
6	Thomas CARNABY	TollBar Racing													
1-	31.552	91.6	41.271	79.3	35.123	84.5	1:47.946	4-	31.645	91.4	40.496	78.5	34.996	84.8	1:47.137
2-	43.685	69.2	41.011	79.1	35.032	84.9	1:59.728	5-	36.942	58.0	48.325	56.9	36.606	84.2	2:01.873
3-	33.074	70.2	46.156	66.5	38.265	83.8	1:57.495	6-	31.378	91.1	40.175	78.7	35.020	84.5	1:46.573
8	Dino ZAMPARELLI	Muzz Racing													
1-	33.179	87.6	41.228	77.4	35.606	82.8	1:50.013	5-	31.765	90.6	40.372	77.8	35.269	83.1	1:47.406
2-	31.869	90.8	40.980	77.7	35.374	83.2	1:48.223	6-	35.503	73.2	41.671	76.0	35.525	83.1	1:52.699
3-	31.834	89.7	50.596	51.6	37.759	81.4	2:00.189	7-	31.790	89.8	40.501	78.2	35.696	83.2	1:47.987
4-	32.152	89.2	41.696	77.9	35.372	82.5	1:49.220								
15	Alice POWELL	Tockwith Motorsport													
1-	33.768	86.4	41.929	77.2	36.359	81.4	1:52.056	5-	32.408	89.0	41.118	78.3	36.683	79.5	1:50.209
2-	32.839	87.8	41.261	78.2	36.969	82.2	1:51.069	6-	32.508	88.4	41.303	77.1	36.181	82.1	1:49.992
3-	40.597	71.5	43.091	74.6	36.289	81.8	1:59.977	7-	32.119	88.5	41.111	77.5	36.014	82.5	1:49.244
4-	32.544	89.0	41.165	77.6	36.001	82.4	1:49.710								
20	Tom HOWARD	Driver													
1-	35.640	85.5	45.881	72.9	40.012		2:01.533	5-	35.055	85.2	44.643	73.3	39.030		1:58.728
2-	35.263	85.2	45.490	72.6	39.793		2:00.546	6-	37.717	68.5	44.940	72.6	38.635		2:01.292
3-	35.425	81.6	47.453	64.2	39.116		2:01.994	7-	34.627	85.1	44.608	73.2	38.667		1:57.902
4-	34.927	85.6	44.844	72.6	39.087		1:58.858								
23	Daniel LLOYD	Tockwith Racing													
1-	32.293	89.1	41.011	77.8	35.899	80.3	1:49.203	5-	31.863	89.7	40.872	77.9	35.917	81.0	1:48.652
2-	32.196	89.0	40.874	77.4	35.749	80.1	1:48.819	6-	31.834	90.1	40.522	78.4	35.584	80.5	1:47.940
3-	32.197	88.9	40.741	77.9	35.923	79.9	1:48.861	7-	31.978	88.7	49.329	77.6	35.702	80.8	1:57.009
4-	32.335	89.1	41.231	77.5	35.807	80.9	1:49.373								
24	Simon AUSTIN	Driver													
1-	32.473	89.5	41.550	78.1	35.874	82.2	1:49.897	5-	31.968	89.7	41.019	77.6	35.845	82.4	1:48.832
2-	32.141	89.6	41.105	78.1	35.875	82.3	1:49.121	6-	31.739	90.3	41.036	77.5	35.967	81.9	1:48.742
3-	31.987	90.2	41.785	77.9	35.876	83.7	1:49.648	7-	31.987	89.6	41.212	77.0	35.941	81.8	1:49.140
4-	32.099	90.4	41.157	76.6	35.933	81.4	1:49.189	8-	31.566	90.2	40.669	77.7	35.827	82.4	1:48.062
25	Aaron WILLIAMSON	TJ Motorsport													
1-	32.627	87.7	41.335	76.8	36.007	82.3	1:49.969	5-	31.684	90.2	42.615	70.8	In		1:55.055 P
2-	31.993	89.1	40.850	77.8	35.749	82.5	1:48.592	6-	Out	89.6	41.973	65.9	37.505	82.8	2:46.927
3-	34.086	73.7	41.331	77.9	35.727	82.4	1:51.144	7-	31.899	88.5	42.788	76.5	36.056	82.0	1:50.743
4-	31.953	89.4	40.773	77.6	35.709	82.7	1:48.435								
26	Sarah MOORE	Tockwith Motorsport													
1-	32.309	87.4	42.330	77.1	36.917	81.4	1:51.556	5-	32.468	89.4	41.338	77.0	36.678	82.2	1:50.484
2-	32.410	88.7	41.272	77.4	36.422	82.1	1:50.104	6-	32.249	89.4	41.528	77.4	36.609	82.4	1:50.386
3-	32.098	89.7	41.207	77.9	36.183	83.1	1:49.488	7-	32.285	88.8	41.402	77.5	36.713	82.0	1:50.400
4-	32.431	89.7	41.343	77.2	36.040	81.5	1:49.814								
28	George RICHARDSON	Tollbar Racing													
1-	31.959	89.5	40.783	78.6	35.561	83.1	1:48.303	5-	31.493	91.4	40.946	77.8	36.489	84.0	1:48.928
2-	31.492	90.6	40.779	79.0	35.478	83.4	1:47.749	6-	31.447	91.8	40.867	78.5	35.678	83.2	1:47.992
3-	31.428	90.6	40.685	78.6	35.731	83.0	1:47.844	7-	31.493	90.9	40.684	78.7	35.486	83.0	1:47.663
4-	31.860	90.1	40.756	78.6	35.512	82.6	1:48.128	8-	31.267	91.1	40.652	78.9	35.407	83.4	1:47.326
29	Ashley CRAIG	Driver													
1-	32.939	89.1	41.660	77.6	36.651	83.2	1:51.250	5-	31.972	90.3	41.045	78.5	35.655	84.1	1:48.672
2-	32.251	90.1	41.347	79.0	36.312	83.5	1:49.910	6-	31.946	90.3	41.102	79.0	35.709	84.4	1:48.757
3-	32.160	89.5	40.931	78.8	36.047	83.0	1:49.138	7-	32.123	90.2	40.980	78.9	35.709	83.9	1:48.812
4-	31.898	90.3	40.992	78.9	35.992	83.5	1:48.882	8-	31.769	90.0	41.005	78.8	35.728	84.0	1:48.502

Oulton Park Island
Circuit Length = 2.2260 miles
Start: 12:28 End: 12:44

Weather / Track : Sunny / Dry

Ginetta Junior Championship

QUALIFYING - ROUND 15 - SECTOR ANALYSIS

33	Jake RATTENBURY					Muzz Racing									
1 -	33.775	84.5	41.909	78.6	38.044	77.8	1:53.728	5 -	32.756	88.2	42.058	77.0	38.919	73.0	1:53.733
2 -	36.205	88.4	41.689	77.8	36.539	80.9	1:54.433	6 -	32.876	89.4	41.530	77.3	36.152	82.0	1:50.558
3 -	32.615	84.4	42.816	77.5	36.662	81.0	1:52.093	7 -	32.191	90.0	41.704	77.2	36.505	81.0	1:50.400
4 -	32.337	89.7	41.274	77.7	36.748	81.0	1:50.359								
51	Alex AUSTIN					Tockwith Motorsport									
1 -	32.637	90.0	42.005	76.4	36.273	83.5	1:50.915	5 -	31.969	91.1	42.518	77.0	35.896	83.1	1:50.383
2 -	36.636	76.8	46.698	76.2	36.446	82.4	1:59.780	6 -	31.655	91.1	42.046	76.9	35.878	82.5	1:49.579
3 -	32.100	90.1	42.397	76.5	35.992	82.0	1:50.489	7 -	31.566	90.7	41.695	77.0	35.909	82.1	1:49.170
4 -	31.865	91.3	42.069	76.2	35.961	82.4	1:49.895								
55	Josh HILL					TollBar Racing									
1 -	32.069	91.4	40.712	79.3	35.963	84.3	1:48.744	5 -	31.429	91.6	40.433	79.0	35.612	84.0	1:47.474
2 -	31.866	90.9	40.695	79.0	35.770	84.1	1:48.331	6 -	31.510	90.8	42.197	78.0	35.611	84.5	1:49.318
3 -	31.793	90.1	40.444	79.0	35.661	83.9	1:47.898	7 -	31.648	90.4	40.312	78.7	35.421	84.3	1:47.381
4 -	31.694	90.8	40.445	78.7	35.528	83.9	1:47.667	8 -	31.219	91.6	40.421	79.2	35.626	84.7	1:47.266
60	Jake BATTY					TJ Motorsport									
1 -	1:03.228	61.5	43.559	76.9	36.506	82.4	2:23.293	4 -	Out	89.8	42.020	77.3	36.458	82.2	3:40.221
2 -	32.280	90.3	41.287	78.7	35.833	83.3	1:49.400	5 -	32.052	91.1	41.381	77.7	36.174	82.7	1:49.607
3 -	34.484	58.9	43.343	76.3	ln		1:58.329 P	6 -	32.093	90.6	41.496	77.5	36.195	83.2	1:49.784
66	Dominic PETTIT					Dominant Motorsport									
1 -	32.425	90.9	41.272	79.0	35.880	83.1	1:49.577	5 -	31.915	89.6	41.252	78.4	35.733	81.7	1:48.900
2 -	32.951	78.3	43.444	72.2	ln		1:57.149 P	6 -	31.903	90.0	41.361	77.9	35.751	82.2	1:49.015
3 -	Out	88.2	41.930	77.8	36.221	81.8	2:24.726	7 -	31.563	90.2	40.799	78.6	35.551	84.3	1:47.913
4 -	32.788	89.0	41.172	78.3	35.852	82.4	1:49.812								
70	Max McGUIRE					Tockwith Motorsport									
1 -	33.203	87.6	42.792	69.0	37.340	81.7	1:53.335	5 -	32.249	90.6	41.540	77.9	36.621	80.7	1:50.410
2 -	32.726	88.9	41.632	77.7	36.622	82.0	1:50.980	6 -	32.512	90.6	41.565	78.3	36.266	82.6	1:50.343
3 -	32.342	89.2	41.621	77.5	36.414	81.7	1:50.377	7 -	32.299	90.1	41.546	77.7	36.591	82.4	1:50.436
4 -	33.103	90.6	41.520	78.5	36.000	82.8	1:50.623								
75	Oliver LLEWELLYN					Driver									
1 -	34.015	88.7	43.233	77.5	38.924	83.1	1:56.172	5 -	33.106	90.4	43.081	77.5	36.831	82.6	1:53.018
2 -	33.324	89.7	42.989	72.7	37.315	83.2	1:53.628	6 -	33.928	88.4	42.401	77.0	37.423	82.2	1:53.752
3 -	34.658	86.0	42.830	77.4	37.457	81.0	1:54.945	7 -	33.018	89.4	42.040	77.2	36.849		1:51.907
4 -	33.619	89.6	42.990	77.6	36.570	83.2	1:53.179								
86	Jake FARNDON					Driver									
1 -	32.452	89.5	46.472	71.9	36.714	83.0	1:55.638	5 -	32.285	89.5	41.130	78.5	35.705	84.0	1:49.120
2 -	32.251	88.5	41.937	77.3	36.264	83.5	1:50.452	6 -	32.088	89.6	41.048	77.9	35.775	82.7	1:48.911
3 -	32.034	90.0	41.260	78.1	35.985	82.6	1:49.279	7 -	32.561	88.0	41.139	77.9	35.854	83.6	1:49.554
4 -	31.961	88.5	41.449	78.2	36.060	83.3	1:49.470	8 -	31.861	89.7	41.386	76.9	35.953	83.9	1:49.200
91	Fergus WALKINSHAW					TollBar Racing									
1 -	33.405	92.1	40.666	79.4	35.669	84.1	1:49.740	5 -	31.876	91.6	40.919	76.3	35.515	84.6	1:48.310
2 -	32.565	89.2	40.764	78.9	35.652	84.2	1:48.981	6 -	31.626	91.7	43.574	77.9	35.868	83.3	1:51.068
3 -	31.946	91.9	41.140	77.8	35.551	83.6	1:48.637	7 -	31.757	90.6	40.452	78.5	35.303	83.9	1:47.512
4 -	31.878	91.2	42.397	75.9	36.947	83.8	1:51.222	8 -	31.829	91.2	40.707	77.7	35.544	83.4	1:48.080

Ginetta Junior Championship

QUALIFYING - ROUND 15 - SPEED TRAPS

SECTOR 1				SECTOR 2			FINISH LINE		
POS	NO	NAME	MPH	NO	NAME	MPH	NO	NAME	MPH
1	91	Fergus WALKINSHAW	92.1	91	Fergus WALKINSHAW	79.5	6	Thomas CARNABY	84.9
2	28	George RICHARDSON	91.8	6	Thomas CARNABY	79.3	55	Josh HILL	84.7
3	6	Thomas CARNABY	91.6	55	Josh HILL	79.3	91	Fergus WALKINSHAW	84.6
4	55	Josh HILL	91.6	28	George RICHARDSON	79.0	29	Ashley CRAIG	84.4
5	51	Alex AUSTIN	91.3	29	Ashley CRAIG	79.0	66	Dominic PETTIT	84.3
6	60	Jake BATTY	91.1	66	Dominic PETTIT	79.0	28	George RICHARDSON	84.0
7	66	Dominic PETTIT	90.9	60	Jake BATTY	78.7	86	Jake FARNDON	84.0
8	8	Dino ZAMPARELLI	90.8	33	Jake RATTENBURY	78.6	24	Simon AUSTIN	83.7
9	70	Max McGUIRE	90.6	70	Max McGUIRE	78.5	51	Alex AUSTIN	83.5
10	24	Simon AUSTIN	90.4	86	Jake FARNDON	78.5	60	Jake BATTY	83.3
11	75	Oliver LLEWELLYN	90.4	23	Daniel LLOYD	78.4	8	Dino ZAMPARELLI	83.2
12	29	Ashley CRAIG	90.3	15	Alice POWELL	78.3	75	Oliver LLEWELLYN	83.2
13	25	Aaron WILLIAMSON	90.2	8	Dino ZAMPARELLI	78.2	26	Sarah MOORE	83.1
14	23	Daniel LLOYD	90.1	24	Simon AUSTIN	78.1	25	Aaron WILLIAMSON	82.8
15	33	Jake RATTENBURY	90.0	25	Aaron WILLIAMSON	77.9	70	Max McGUIRE	82.8
16	86	Jake FARNDON	90.0	26	Sarah MOORE	77.9	15	Alice POWELL	82.5
17	26	Sarah MOORE	89.7	75	Oliver LLEWELLYN	77.6	33	Jake RATTENBURY	82.1
18	15	Alice POWELL	89.0	51	Alex AUSTIN	77.0	23	Daniel LLOYD	81.0
19	20	Tom HOWARD	85.6	20	Tom HOWARD	73.3			

Weather / Track : Sunny / Dry

www.tsl-timing.com

Oulton Park Island
 Circuit Length = 2.2260 miles
 Start: 12:28 End: 12:44

Printed - 12.45 Saturday, 26 July 2008


Ginetta Junior Championship

QUALIFYING - ROUND 15 - BEST SECTOR TIMES

SECTOR 1			SECTOR 2			SECTOR 3			IDEAL / BEST COMPARISON						
POS	NO	NAME	TIME	NO	NAME	TIME	NO	NAME	TIME	POS	NO	NAME	IDEAL	BEST	DIFF
1	55	HILL	31.219	6	CARNABY	40.175	6	CARNABY	34.996	1	6	CARNABY	1:46.549	1:46.573	0.024
2	28	RICHARDSON	31.267	55	HILL	40.312	8	ZAMPARELLI	35.269	2	55	HILL	1:46.952	1:47.266	0.314
3	6	CARNABY	31.378	8	ZAMPARELLI	40.372	91	WALKINSHAW	35.296	3	28	RICHARDSON	1:47.326	1:47.326	0.000
4	66	PETTIT	31.563	91	WALKINSHAW	40.452	28	RICHARDSON	35.407	4	91	WALKINSHAW	1:47.374	1:47.512	0.138
5	24	AUSTIN	31.566	23	LLOYD	40.522	55	HILL	35.421	5	8	ZAMPARELLI	1:47.406	1:47.406	0.000
6	51	AUSTIN	31.566	28	RICHARDSON	40.652	66	PETTIT	35.551	6	66	PETTIT	1:47.913	1:47.913	0.000
7	91	WALKINSHAW	31.626	24	AUSTIN	40.669	23	LLOYD	35.584	7	23	LLOYD	1:47.940	1:47.940	0.000
8	25	WILLIAMSON	31.684	25	WILLIAMSON	40.773	29	CRAIG	35.655	8	24	AUSTIN	1:48.062	1:48.062	0.000
9	8	ZAMPARELLI	31.765	66	PETTIT	40.799	86	FARNON	35.705	9	25	WILLIAMSON	1:48.166	1:48.435	0.269
10	29	CRAIG	31.769	29	CRAIG	40.931	25	WILLIAMSON	35.709	10	29	CRAIG	1:48.355	1:48.502	0.147
11	23	LLOYD	31.834	86	FARNON	41.048	24	AUSTIN	35.827	11	86	FARNON	1:48.614	1:48.911	0.297
12	86	FARNON	31.861	15	POWELL	41.111	60	BATTY	35.833	12	51	AUSTIN	1:49.139	1:49.170	0.031
13	60	BATTY	32.052	26	MOORE	41.207	51	AUSTIN	35.878	13	60	BATTY	1:49.172	1:49.400	0.228
14	26	MOORE	32.098	33	RATTENBURY	41.274	70	McGUIRE	36.000	14	15	POWELL	1:49.231	1:49.244	0.013
15	15	POWELL	32.119	60	BATTY	41.287	15	POWELL	36.001	15	26	MOORE	1:49.345	1:49.488	0.143
16	33	RATTENBURY	32.191	70	McGUIRE	41.520	26	MOORE	36.040	16	33	RATTENBURY	1:49.617	1:50.359	0.742
17	70	McGUIRE	32.249	51	AUSTIN	41.695	33	RATTENBURY	36.152	17	70	McGUIRE	1:49.769	1:50.343	0.574
18	75	LLEWELLYN	33.018	75	LLEWELLYN	42.040	75	LLEWELLYN	36.570	18	75	LLEWELLYN	1:51.628	1:51.907	0.279
19	20	HOWARD	34.627	20	HOWARD	44.608	20	HOWARD	38.635	19	20	HOWARD	1:57.870	1:57.902	0.032
												Perfect Lap	1:46.390		

Ginetta Junior Championship

ROUND 15 - GRID


ROW 10	1:57.902 20 Tom HOWARD		
ROW 9	1:50.359 33 Jake RATTENBURY	1:51.907 75 Oliver LLEWELLYN	
ROW 8		1:49.488 26 Sarah MOORE	1:50.343 70 Max McGUIRE
ROW 7	1:49.244 15 Alice POWELL	1:49.400 60 Jake BATTY	
ROW 6		1:48.911 86 Jake FARNDON	1:49.170 51 Alex AUSTIN
ROW 5	1:48.435 25 Aaron WILLIAMSON	1:48.502 29 Ashley CRAIG	
ROW 4		1:47.940 23 Daniel LLOYD	1:48.062 24 Simon AUSTIN
ROW 3	1:47.512 91 Fergus WALKINSHAW	1:47.913 66 Dominic PETTIT	
ROW 2		1:47.326 28 George RICHARDSON	1:47.406 8 Dino ZAMPARELLI
ROW 1	1:46.573 6 Thomas CARNABY	1:47.266 55 Josh HILL	
Pole			
			

Oulton Park Island
Circuit Length = 2.2260 miles

Clerk of Course :		Timekeeper :

Ginetta Junior Championship

ROUND 16 - GRID

ROW 10	1:58.728 20 Tom HOWARD		
ROW 9	1:50.400 33 Jake RATTENBURY	1:53.018 75 Oliver LLEWELLYN	
ROW 8		1:49.814 26 Sarah MOORE	1:50.377 70 Max McGUIRE
ROW 7	1:49.607 60 Jake BATTY	1:49.710 15 Alice POWELL	
ROW 6		1:49.120 86 Jake FARNDON	1:49.579 51 Alex AUSTIN
ROW 5	1:48.742 24 Simon AUSTIN	1:48.900 66 Dominic PETTIT	
ROW 4		1:48.652 23 Daniel LLOYD	1:48.672 29 Ashley CRAIG
ROW 3	1:48.080 91 Fergus WALKINSHAW	1:48.592 25 Aaron WILLIAMSON	
ROW 2		1:47.663 28 George RICHARDSON	1:47.987 8 Dino ZAMPARELLI
ROW 1	1:47.137 6 Thomas CARNABY	1:47.381 55 Josh HILL	
Pole			
			

Oulton Park Island
Circuit Length = 2.2260 miles

Clerk of Course :		Timekeeper :

Ginetta Junior Championship

ROUND 15 - CLASSIFICATION

POS	NO	CL	NAME	ENTRY	LAPS	TIME	GAP	DIFF	MPH	BEST	ON
1	6		Thomas CARNABY	TollBar Racing	8	14:35.151			73.25	1:47.567	4
2	66		Dominic PETTIT	Dominant Motorsport	8	14:47.201	12.050	12.050	72.25	1:48.105	2
3	55		Josh HILL	TollBar Racing	8	14:47.693	12.542	0.492	72.21	1:47.683	7
4	86		Jake FARNDON	Driver	8	14:47.820	12.669	0.127	72.20	1:48.742	3
5	25		Aaron WILLIAMSON	TJ Motorsport	8	14:48.641	13.490	0.821	72.14	1:48.462	2
6	23		Daniel LLOYD	Tockwith Racing	8	14:56.631	21.480	7.990	71.49	1:47.731	3
7	60		Jake BATTY	TJ Motorsport	8	14:58.824	23.673	2.193	71.32	1:49.900	7
8	91		Fergus WALKINSHAW	TollBar Racing	8	14:59.822	24.671	0.998	71.24	1:47.495	2
9	51		Alex AUSTIN	Tockwith Motorsport	8	14:59.959	24.808	0.137	71.23	1:49.269	6
10	26		Sarah MOORE	Tockwith Motorsport	8	15:00.142	24.991	0.183	71.22	1:49.382	6
11	70		Max McGUIRE	Tockwith Motorsport	8	15:01.532	26.381	1.390	71.11	1:49.826	7
12	24		Simon AUSTIN	Driver	8	15:02.776	27.625	1.244	71.01	1:48.397	3
13	33		Jake RATTENBURY	Muzz Racing	8	15:13.358	38.207	10.582	70.19	1:51.923	2
14	75		Oliver LLEWELLYN	Driver	8	15:13.505	38.354	0.147	70.17	1:51.244	2
15	15		Alice POWELL	Tockwith Motorsport	8	15:23.064	47.913	9.559	69.45	1:51.186	2
16	20		Tom HOWARD	Driver	8	16:00.094	1:24.943	37.030	66.77	1:56.107	2
NOT CLASSIFIED											
DNF	28		George RICHARDSON	Tollbar Racing	7	13:03.983	1 lap	1 lap	71.55	1:47.763	4
DNF	8		Dino ZAMPARELLI	Muzz Racing	4	8:24.346	4 laps	3 laps	63.55	1:48.702	3
DNF	29		Ashley CRAIG	Driver	1	2:22.164	7 laps	3 laps	56.36	2:22.164	1
FASTEST LAP											
	91		Fergus WALKINSHAW	TollBar Racing	2	1:47.495		74.54 mph		119.97 kph	

Weather / Track : Sunny / Dry

These results are provisional until the conclusion of any judicial and technical matters.

Oulton Park Island
Circuit Length = 2.2260 miles
Start: 17:25 End: 17:42

Clerk of Course :		Timekeeper :
-------------------	--	--------------

Ginetta Junior Championship

ROUND 15 - SECTOR ANALYSIS

6	Thomas CARNABY					TollBar Racing									
1-	90.9	40.958	77.5	35.490	84.1	1:55.170	5-	33.284	89.7	40.952	77.2	35.630	84.1	1:49.866	
2-	31.565	91.8	41.005	77.6	35.399	84.3	1:47.969	6-	32.274	90.8	41.638	76.8	35.633	83.7	1:49.545
3-	31.603	91.3	41.165	77.9	35.337	84.3	1:48.105	7-	31.774	90.9	40.707	77.8	35.525	84.4	1:48.006
4-	31.486	91.6	40.588	77.8	35.493	84.2	1:47.567	8-	31.729	90.7	41.045	77.4	36.149	83.7	1:48.923
8	Dino ZAMPARELLI					Muzz Racing									
1-	87.4	42.287	75.2	36.387	81.9	2:00.204	3-	31.518	90.3	41.617	76.1	35.567	83.9	1:48.702	
2-	32.911	83.5	42.509	76.3	35.577	83.2	1:50.997	4-	54.486	70.8	55.250	41.7	In	2:44.443 P	
15	Alice POWELL					Tockwith Motorsport									
1-	88.8	42.471	77.3	36.265	83.5	2:01.146	5-	33.842	86.1	41.832	76.5	36.799	82.6	1:52.473	
2-	32.815	90.7	42.429	77.0	35.942	83.2	1:51.186	6-	33.473	86.5	42.323	76.7	36.662	82.6	1:52.458
3-	32.294	89.5	41.597	77.1	51.215	64.2	2:05.106	7-	33.792	85.9	41.724	76.5	36.794	82.6	1:52.310
4-	36.399	84.5	42.180	76.6	37.113	82.4	1:55.692	8-	33.548	86.4	42.298	76.1	36.847	82.3	1:52.693
20	Tom HOWARD					Driver									
1-	84.0	45.872	73.4	38.072	80.6	2:09.851	5-	35.878	84.3	44.432	73.3	38.110	80.7	1:58.420	
2-	33.816	87.2	44.178	73.3	38.113	80.3	1:56.107	6-	35.754	85.2	46.016	73.8	38.715	80.7	2:00.485
3-	34.207	86.8	44.440	74.2	38.366	80.5	1:57.013	7-	35.061	85.4	45.256	73.6	38.155	80.8	1:58.472
4-	36.965	82.7	45.806	71.1	38.311	81.2	2:01.082	8-	35.041	86.0	45.377	72.8	38.246	80.0	1:58.664
23	Daniel LLOYD					Tockwith Racing									
1-	90.4	41.639	77.2	36.098	82.0	1:58.639	5-	32.615	87.5	42.417	77.5	36.182	81.8	1:51.214	
2-	31.600	92.2	40.880	79.0	35.802	81.6	1:48.282	6-	32.247	88.9	41.406	77.4	35.746	81.5	1:49.399
3-	31.442	91.4	40.868	78.6	35.421	81.9	1:47.731	7-	32.003	90.0	40.866	78.7	35.505	82.4	1:48.374
4-	31.490	91.1	52.056	56.4	37.273	81.3	2:00.819	8-	31.776	90.8	43.856	76.1	36.541	81.1	1:52.173
24	Simon AUSTIN					Driver									
1-	90.4	41.805	77.8	35.871	84.7	1:58.968	5-	32.372	89.5	1:00.420	71.9	36.742	81.7	2:09.534	
2-	31.590	92.3	41.362	77.5	35.709	83.9	1:48.661	6-	32.018	90.1	41.197	77.2	35.879	82.3	1:49.094
3-	31.436	91.9	41.158	77.3	35.803	83.0	1:48.397	7-	31.809	90.3	41.035	77.5	35.683	83.0	1:48.527
4-	31.527	91.1	42.749	73.2	36.101	82.5	1:50.377	8-	32.041	90.2	41.378	77.9	35.799	83.7	1:49.218
25	Aaron WILLIAMSON					TJ Motorsport									
1-	85.6	42.318	78.4	36.235	84.0	2:00.259	5-	32.259	90.1	44.658	74.2	36.126	83.4	1:53.043	
2-	31.533	92.1	41.166	77.8	35.763	83.2	1:48.462	6-	32.307	90.3	41.300	77.5	36.129	83.1	1:49.736
3-	31.688	91.4	41.389	77.1	36.887	83.4	1:49.964	7-	31.795	90.8	41.272	77.7	35.758	84.4	1:48.825
4-	31.826	90.0	41.479	77.2	35.898	83.4	1:49.203	8-	31.859	89.8	41.545	77.9	35.745	83.7	1:49.149
26	Sarah MOORE					Tockwith Motorsport									
1-	89.0	44.058	76.1	36.516	83.0	2:04.706	5-	33.764	88.7	42.601	76.7	36.176	83.9	1:52.541	
2-	32.024	91.1	41.860	77.7	36.153	84.0	1:50.037	6-	32.586	90.1	41.127	78.6	35.669	84.1	1:49.382
3-	32.111	87.0	42.453	76.9	36.300	82.5	1:50.864	7-	32.431	88.9	41.753	78.0	36.036	83.3	1:50.220
4-	33.118	90.7	42.452	77.3	36.344	84.1	1:51.914	8-	32.225	89.6	41.539	79.8	36.714	82.3	1:50.478
28	George RICHARDSON					Tollbar Racing									
1-	91.4	41.230	78.6	35.538	84.1	1:56.085	5-	32.510	90.7	56.485	75.6	35.981	83.4	2:04.976	
2-	31.830	91.9	40.972	78.4	35.821	83.5	1:48.623	6-	31.749	91.4	41.422	78.1	35.693	83.5	1:48.864
3-	31.569	91.6	40.597	78.5	35.617	84.3	1:47.783	7-	31.994	89.7	41.957	77.8	35.938	82.6	1:49.889
4-	31.324	91.9	40.764	78.5	35.675	83.8	1:47.763								
29	Ashley CRAIG					Driver									
1-	88.5	59.089	73.3	38.803	79.9	2:22.164									
33	Jake RATTENBURY					Muzz Racing									
1-						2:05.461	5-							1:53.736	
2-						1:51.923	6-							1:52.680	
3-						1:52.226	7-							1:52.080	
4-						1:53.274	8-							1:51.978	

Oulton Park Island
Circuit Length = 2.2260 miles
Start: 17:25 End: 17:42

Weather / Track : Sunny / Dry

Ginetta Junior Championship

ROUND 15 - SECTOR ANALYSIS

51	Alex AUSTIN		Tockwith Motorsport												
1 -	90.0	42.798	77.9	36.086	85.3	2:01.328	5 -	33.608	88.7	42.559	75.7	36.306	83.1	1:52.473	
2 -	32.704	92.2	42.694	77.2	35.886	84.5	1:51.284	6 -	32.002	91.3	41.602	77.6	35.665	83.9	1:49.269
3 -	32.024	91.8	41.860	78.4	37.529	76.3	1:51.413	7 -	32.015	91.2	41.639	77.2	35.831	84.2	1:49.485
4 -	33.231	91.2	43.363	77.5	36.691	83.8	1:53.285	8 -	31.694	91.8	43.039	77.6	36.689	83.5	1:51.422
55	Josh HILL		TollBar Racing												
1 -	91.7	40.958	78.7	35.867	84.4	1:55.816	5 -	32.666	90.6	52.473	75.5	35.652	84.3	2:00.791	
2 -	31.689	91.7	40.587	78.8	35.569	84.6	1:47.845	6 -	31.688	91.7	40.783	79.2	36.117	84.0	1:48.588
3 -	31.488	92.2	41.203	78.6	35.370	85.1	1:48.061	7 -	31.739	91.1	40.476	78.2	35.468	85.4	1:47.683
4 -	31.448	91.7	40.681	77.9	35.723	84.6	1:47.852	8 -	31.713	90.6	42.097	75.2	37.247	81.3	1:51.057
60	Jake BATTY		TJ Motorsport												
1 -	90.6	43.291	77.6	36.067	84.6	2:02.002	5 -	32.900	88.8	42.717	75.3	36.855	84.7	1:52.472	
2 -	32.437	92.9	42.500	78.4	36.239	84.3	1:51.176	6 -	32.409	91.1	41.520	77.8	36.051	83.6	1:49.980
3 -	32.020	91.8	41.888	77.7	36.386	81.4	1:50.294	7 -	32.235	90.6	41.435	77.3	36.230	83.9	1:49.900
4 -	32.731	90.0	42.095	74.5	36.345	83.4	1:51.171	8 -	32.471	90.4	43.077	76.4	36.281	83.5	1:51.829
66	Dominic PETTIT		Dominant Motorsport												
1 -	91.1	41.393	78.6	35.729	83.4	1:56.930	5 -	32.636	87.5	42.244	76.0	36.310	82.3	1:51.190	
2 -	31.519	92.7	40.626	80.0	35.960	84.0	1:48.105	6 -	32.738	88.5	41.688	77.5	36.374	82.0	1:50.800
3 -	31.473	88.2	41.196	77.7	35.846	83.7	1:48.515	7 -	32.625	88.7	41.293	77.3	35.896	83.5	1:49.814
4 -	31.465	91.3	42.408	75.3	36.134	83.7	1:50.007	8 -	32.586	88.9	42.358	74.7	36.896	83.2	1:51.840
70	Max McGUIRE		Tockwith Motorsport												
1 -	87.2	43.049	77.3	36.845	82.5	2:03.492	5 -	33.207	89.0	42.832	75.8	37.230	75.7	1:53.269	
2 -	32.398	90.9	41.908	77.9	36.439	82.5	1:50.745	6 -	33.110	90.3	41.521	78.1	35.898	82.7	1:50.529
3 -	31.828	91.4	42.348	77.5	36.593	81.3	1:50.769	7 -	32.490	89.6	41.354	78.2	35.982	83.2	1:49.826
4 -	33.148	90.8	42.306	76.6	36.411	83.0	1:51.865	8 -	32.451	90.0	42.186	78.1	36.400	83.0	1:51.037
75	Oliver LLEWELLYN		Driver												
1 -	88.8	44.981	77.8	36.538	84.9	2:05.797	5 -	33.581	89.6	42.374	76.0	37.471	83.6	1:53.426	
2 -	31.929	92.9	42.071	77.6	37.244	76.2	1:51.244	6 -	32.702	90.8	44.214	77.2	36.468	84.4	1:53.384
3 -	33.902	91.7	42.200	75.1	36.815		1:52.917	7 -	32.897	90.4	42.633	76.9	36.342	84.9	1:51.872
4 -	34.332	91.3	41.881	77.9	36.703	82.0	1:52.916	8 -	32.864	90.6	42.319	76.9	36.766	82.1	1:51.949
86	Jake FARNDON		Driver												
1 -	90.8	42.075	78.8	35.703	84.9	1:59.417	5 -	32.625	89.8	42.863	75.1	36.023	84.3	1:51.511	
2 -	31.931	90.1	41.851	79.1	36.169	84.9	1:49.951	6 -	31.907	90.8	42.315	77.9	36.387	85.7	1:50.609
3 -	31.658	90.9	41.027	78.8	36.057	84.3	1:48.742	7 -	32.251	90.4	41.586	77.7	35.727	84.8	1:49.564
4 -	31.783	90.9	41.368	77.9	35.699	84.6	1:48.850	8 -	31.904	90.7	41.474	77.9	35.798	78.8	1:49.176
91	Fergus WALKINSHAW		TollBar Racing												
1 -	91.8	42.141	78.7	35.484	84.4	1:58.059	5 -	32.175	90.7	41.508	77.9	35.683	84.5	1:49.366	
2 -	31.600	92.3	40.441	79.2	35.454	85.3	1:47.495	6 -	32.197	90.7	40.897	76.7	35.640	84.5	1:48.734
3 -	31.809	91.6	40.865	78.6	35.625	84.2	1:48.299	7 -	32.488	88.2	41.460	77.9	35.438	84.9	1:49.386
4 -	31.824	92.1	40.795	78.5	35.679	84.0	1:48.298	8 -	49.197	53.8	43.924	75.3	37.064	81.6	2:10.185

Ginetta Junior Championship

ROUND 15 - SPEED TRAPS

SECTOR 1				SECTOR 2			FINISH LINE		
POS	NO	NAME	MPH	NO	NAME	MPH	NO	NAME	MPH
1	60	Jake BATTY	92.9	66	Dominic PETTIT	80.0	86	Jake FARNDON	85.7
2	75	Oliver LLEWELLYN	92.9	26	Sarah MOORE	79.8	55	Josh HILL	85.4
3	66	Dominic PETTIT	92.7	55	Josh HILL	79.2	51	Alex AUSTIN	85.3
4	24	Simon AUSTIN	92.3	91	Fergus WALKINSHAW	79.2	91	Fergus WALKINSHAW	85.3
5	91	Fergus WALKINSHAW	92.3	86	Jake FARNDON	79.1	75	Oliver LLEWELLYN	84.9
6	23	Daniel LLOYD	92.2	23	Daniel LLOYD	79.0	24	Simon AUSTIN	84.7
7	51	Alex AUSTIN	92.2	28	George RICHARDSON	78.6	60	Jake BATTY	84.7
8	55	Josh HILL	92.2	25	Aaron WILLIAMSON	78.4	6	Thomas CARNABY	84.4
9	25	Aaron WILLIAMSON	92.1	51	Alex AUSTIN	78.4	25	Aaron WILLIAMSON	84.4
10	28	George RICHARDSON	91.9	60	Jake BATTY	78.4	28	George RICHARDSON	84.3
11	6	Thomas CARNABY	91.8	70	Max McGUIRE	78.2	26	Sarah MOORE	84.1
12	70	Max McGUIRE	91.4	6	Thomas CARNABY	77.9	66	Dominic PETTIT	84.0
13	26	Sarah MOORE	91.1	24	Simon AUSTIN	77.9	8	Dino ZAMPARELLI	83.9
14	86	Jake FARNDON	90.9	75	Oliver LLEWELLYN	77.9	15	Alice POWELL	83.5
15	15	Alice POWELL	90.7	15	Alice POWELL	77.3	70	Max McGUIRE	83.2
16	8	Dino ZAMPARELLI	90.3	8	Dino ZAMPARELLI	76.3	23	Daniel LLOYD	82.4
17	29	Ashley CRAIG	89.8	20	Tom HOWARD	74.2	20	Tom HOWARD	81.2
18	20	Tom HOWARD	87.2	29	Ashley CRAIG	73.3	29	Ashley CRAIG	79.9
19									

Ginetta Junior Championship

ROUND 15 - BEST SECTOR TIMES

SECTOR 1			SECTOR 2			SECTOR 3			IDEAL / BEST COMPARISON						
POS	NO	NAME	TIME	NO	NAME	TIME	NO	NAME	TIME	POS	NO	NAME	IDEAL	BEST	DIFF
1	28	RICHARDSON	31.324	91	WALKINSHAW	40.441	6	CARNABY	35.337	1	55	HILL	1:47.294	1:47.683	0.389
2	24	AUSTIN	31.436	55	HILL	40.476	55	HILL	35.370	2	6	CARNABY	1:47.411	1:47.567	0.156
3	23	LLOYD	31.442	6	CARNABY	40.588	23	LLOYD	35.421	3	28	RICHARDSON	1:47.459	1:47.763	0.304
4	55	HILL	31.448	28	RICHARDSON	40.597	91	WALKINSHAW	35.438	4	91	WALKINSHAW	1:47.479	1:47.495	0.016
5	66	PETTIT	31.465	66	PETTIT	40.626	28	RICHARDSON	35.538	5	23	LLOYD	1:47.729	1:47.731	0.002
6	6	CARNABY	31.486	23	LLOYD	40.866	8	ZAMPARELLI	35.567	6	66	PETTIT	1:47.820	1:48.105	0.285
7	8	ZAMPARELLI	31.518	86	FARNDON	41.027	51	AUSTIN	35.665	7	24	AUSTIN	1:48.154	1:48.397	0.243
8	25	WILLIAMSON	31.533	24	AUSTIN	41.035	26	MOORE	35.669	8	86	FARNDON	1:48.384	1:48.742	0.358
9	91	WALKINSHAW	31.600	26	MOORE	41.127	24	AUSTIN	35.683	9	25	WILLIAMSON	1:48.444	1:48.462	0.018
10	86	FARNDON	31.658	25	WILLIAMSON	41.166	86	FARNDON	35.699	10	8	ZAMPARELLI	1:48.702	1:48.702	0.000
11	51	AUSTIN	31.694	70	McGUIRE	41.354	66	PETTIT	35.729	11	26	MOORE	1:48.820	1:49.382	0.562
12	70	McGUIRE	31.828	60	BATTY	41.435	25	WILLIAMSON	35.745	12	51	AUSTIN	1:48.961	1:49.269	0.308
13	75	LLEWELLYN	31.929	15	POWELL	41.597	70	McGUIRE	35.898	13	70	McGUIRE	1:49.080	1:49.826	0.746
14	60	BATTY	32.020	51	AUSTIN	41.602	15	POWELL	35.942	14	60	BATTY	1:49.506	1:49.900	0.394
15	26	MOORE	32.024	8	ZAMPARELLI	41.617	60	BATTY	36.051	15	15	POWELL	1:49.833	1:51.186	1.353
16	15	POWELL	32.294	75	LLEWELLYN	41.881	75	LLEWELLYN	36.342	16	75	LLEWELLYN	1:50.152	1:51.244	1.092
17	29	CRAIG	33.314	20	HOWARD	44.178	20	HOWARD	38.072	17	20	HOWARD	1:56.066	1:56.107	0.041
18	20	HOWARD	33.816	29	CRAIG	59.089	29	CRAIG	38.803	18	29	CRAIG	2:11.206	2:22.164	10.958
19	33	RATTENBURY		33	RATTENBURY		33	RATTENBURY		19	33	RATTENBURY		1:51.923	0.000
												Perfect Lap		1:47.102	

Weather / Track : Sunny / Dry

www.tsl-timing.com

Oulton Park Island
Circuit Length = 2.2260 miles
Start: 17:25 End: 17:42

Printed - 17.48 Saturday, 26 July 2008

Ginetta Junior Championship

ROUND 15 - LAP CHART

Lap 1			Lap 2			Lap 3			Lap 4			Lap 5		
No	Behind	Laptime	No	Behind	Laptime	No	Behind	Laptime	No	Behind	Laptime	No	Behind	Laptime
6		1:55.170	6		1:47.969	6		1:48.105	6		1:47.567	6		1:49.866
55	0.646	1:55.816	55	0.522	1:47.845	55	0.478	1:48.061	55	0.763	1:47.852	91	2.840	1:49.366
28	0.915	1:56.085	28	1.569	1:48.623	28	1.247	1:47.783	28	1.443	1:47.763	66	6.070	1:51.190
66	1.760	1:56.930	66	1.896	1:48.105	66	2.306	1:48.515	91	3.340	1:48.298	86	9.794	1:51.511
91	2.889	1:58.059	91	2.415	1:47.495	91	2.609	1:48.299	66	4.746	1:50.007	55	11.688	2:00.791
23	3.469	1:58.639	23	3.782	1:48.282	23	3.408	1:47.731	24	7.592	1:50.377	25	12.254	1:53.043
24	3.798	1:58.968	24	4.490	1:48.661	24	4.782	1:48.397	86	8.149	1:48.850	28	16.553	2:04.976
86	4.247	1:59.417	25	5.582	1:48.462	86	6.866	1:48.742	25	9.077	1:49.203	23	18.008	1:51.214
8	5.034	2:00.204	86	6.229	1:49.951	25	7.441	1:49.964	60	15.832	1:51.171	60	18.438	1:52.472
25	5.089	2:00.259	8	8.062	1:50.997	8	8.659	1:48.702	23	16.660	2:00.819	51	21.106	1:52.473
15	5.976	2:01.146	15	9.193	1:51.186	60	12.228	1:50.294	70	18.060	1:51.865	26	21.385	1:52.541
51	6.158	2:01.328	51	9.473	1:51.284	51	12.781	1:51.413	51	18.499	1:53.285	70	21.463	1:53.269
60	6.832	2:02.002	60	10.039	1:51.176	70	13.762	1:50.769	26	18.710	1:51.914	24	27.260	2:09.534
70	8.322	2:03.492	70	11.098	1:50.745	26	14.363	1:50.864	75	24.063	1:52.916	75	27.623	1:53.426
26	9.536	2:04.706	26	11.604	1:50.037	33	18.366	1:52.226	33	24.073	1:53.274	33	27.943	1:53.736
33	10.291	2:05.461	75	13.902	1:51.244	75	18.714	1:52.917	15	34.319	1:55.692	15	36.926	1:52.473
75	10.627	2:05.797	33	14.245	1:51.923	15	26.194	2:05.106	20	45.242	2:01.082	20	53.796	1:58.420
20	14.681	2:09.851	20	22.819	1:56.107	20	31.727	1:57.013	8	1:05.535	2:44.443			
29	26.994	2:22.164												

Ginetta Junior Championship

ROUND 15 - LAP CHART

Lap 6			Lap 7			Lap 8		
No	Behind	Laptime	No	Behind	Laptime	No	Behind	Laptime
6		1:49.545	6		1:48.006	6		1:48.923
91	2.029	1:48.734	91	3.409	1:49.386	66	12.050	1:51.840
66	7.325	1:50.800	66	9.133	1:49.814	55	12.542	1:51.057
55	10.731	1:48.588	55	10.408	1:47.683	86	12.669	1:49.176
86	10.858	1:50.609	86	12.416	1:49.564	25	13.490	1:49.149
25	12.445	1:49.736	25	13.264	1:48.825	23	21.480	1:52.173
28	15.872	1:48.864	28	17.755	1:49.889	60	23.673	1:51.829
23	17.862	1:49.399	23	18.230	1:48.374	91	24.671	2:10.185
60	18.873	1:49.980	60	20.767	1:49.900	51	24.808	1:51.422
51	20.830	1:49.269	51	22.309	1:49.485	26	24.991	1:50.478
26	21.222	1:49.382	26	23.436	1:50.220	70	26.381	1:51.037
70	22.447	1:50.529	70	24.267	1:49.826	24	27.625	1:49.218
24	26.809	1:49.094	24	27.330	1:48.527	33	38.207	1:51.978
33	31.078	1:52.680	33	35.152	1:52.080	75	38.354	1:51.949
75	31.462	1:53.384	75	35.328	1:51.872	15	47.913	1:52.693
15	39.839	1:52.458	15	44.143	1:52.310	20	1:24.943	1:58.664
20	1:04.736	2:00.485	20	1:15.202	1:58.472			

Ginetta Junior Championship

ROUND 15 - POSITION CHART

No	Name	Laps Pos	1	2	3	4	5	6	7	8
			6	CARNABY	1	6	6	6	6	6
55	HILL	2	55	55	55	55	91	91	91	66
28	RICHARDSON	3	28	28	28	28	66	66	66	55
66	PETTIT	4	66	66	66	91	86	55	55	86
91	WALKINSHAW	5	91	91	91	66	55	86	86	25
23	LLOYD	6	23	23	23	24	25	25	25	23
24	AUSTIN	7	24	24	24	86	28	28	28	60
86	FARNDON	8	86	25	86	25	23	23	23	91
8	ZAMPARELLI	9	8	86	25	60	60	60	60	51
25	WILLIAMSON	10	25	8	8	23	51	51	51	26
15	POWELL	11	15	15	60	70	26	26	26	70
51	AUSTIN	12	51	51	51	51	70	70	70	24
60	BATTY	13	60	60	70	26	24	24	24	33
70	McGUIRE	14	70	70	26	75	75	33	33	75
26	MOORE	15	26	26	33	33	33	75	75	15
33	RATTENBURY	16	33	75	75	15	15	15	15	20
75	LLEWELLYN	17	75	33	15	20	20	20	20	
20	HOWARD	18	20	20	20	8				
29	CRAIG	19	29							

Ginetta Junior Championship

ROUND 16 - CLASSIFICATION - AMENDED

POS	NO	CL	NAME	ENTRY	LAPS	TIME	GAP	DIFF	MPH	BEST	ON
1	6		Thomas CARNABY	TollBar Racing	8	14:30.134			73.67	1:47.267	7
2	55		Josh HILL	TollBar Racing	8	14:33.923	3.789	3.789	73.35	1:47.701	4
3	28		George RICHARDSON	Tollbar Racing	8	14:34.607	4.473	0.684	73.30	1:47.974	6
4	8		Dino ZAMPARELLI	Muzz Racing	8	14:40.206	10.072	5.599	72.83	1:48.205	6
5	91		Fergus WALKINSHAW	TollBar Racing	8	14:41.922	11.788	1.716	72.69	1:47.904	3
6	24		Simon AUSTIN	Driver	8	14:42.773	12.639	0.851	72.62	1:48.480	8
7	86		Jake FARNDON	Driver	8	14:44.527	14.393	1.754	72.47	1:48.776	7
8	29		Ashley CRAIG	Driver	8	14:49.303	19.169	4.776	72.08	1:49.106	5
9	23		Daniel LLOYD	Tockwith Racing	8	14:49.399	19.265	0.096	72.08	1:48.298	7
10	66		Dominic PETTIT	Dominant Motorsport	8	14:56.511	26.377	7.112	71.50	1:48.282	7
11	70		Max McGUIRE	Tockwith Motorsport	8	14:57.946	27.812	1.435	71.39	1:49.199	8
12	60		Jake BATTY	TJ Motorsport	8	15:03.191	33.057	5.245	70.98	1:49.128	6
13	15		Alice POWELL	Tockwith Motorsport	8	15:05.247	35.113	2.056	70.81	1:50.458	4
14	33		Jake RATTENBURY	Muzz Racing	8	15:05.372	35.238	0.125	70.80	1:50.209	4
15	51		Alex AUSTIN	Tockwith Motorsport	8	15:05.583	35.449	0.211	70.79	1:49.716	6
16	75		Oliver LLEWELLYN	Driver	8	15:05.987	35.853	0.404	70.76	1:49.915	8
17	26		Sarah MOORE	Tockwith Motorsport	7	15:02.148	1 lap	1 lap	62.17	1:54.138	3
NOT CLASSIFIED											
	<i>DQ</i>	25	Aaron WILLIAMSON	TJ Motorsport	8						
	<i>DNF</i>	20	Tom HOWARD	Driver	0						
FASTEST LAP											
	6		Thomas CARNABY	TollBar Racing	7	1:47.267		74.70 mph		120.22 kph	

Car 25 Excluded from Results- C(d)1(e)

Weather / Track : Sunny / Dry

These results are provisional until the conclusion of any judicial and technical matters.

Oulton Park Island
Circuit Length = 2.2260 miles
Start: 16:18 End: 16:34

Clerk of Course :		Timekeeper :
-------------------	--	--------------

Ginetta Junior Championship

ROUND 16 - SECTOR ANALYSIS

6	Thomas CARNABY					TollBar Racing									
1-		40.842	77.8	35.783	83.1	1:55.369	5-	31.540	90.1	40.998	74.2	35.795	83.4	1:48.333	
2-	31.778	89.6	40.805	78.0	35.379	83.6	1:47.962	6-	31.589	90.6	40.382	77.9	36.154	83.3	1:48.125
3-	31.800	90.0	40.588	77.9	35.592	83.5	1:47.980	7-	31.449	90.3	40.535	77.3	35.283	83.8	1:47.267
4-	31.526	90.2	40.656	76.9	35.472	83.5	1:47.654	8-	31.535	90.2	40.467	77.1	35.442	84.0	1:47.444
8	Dino ZAMPARELLI					Muzz Racing									
1-		88.3	41.188	78.2	35.938	83.0	1:57.036	5-	31.776	89.5	40.747	76.6	35.851	82.6	1:48.374
2-	32.312	87.6	41.894	79.0	35.604	83.7	1:49.810	6-	31.798	89.1	40.727	76.3	35.680	83.6	1:48.205
3-	32.053	89.7	41.041	77.1	35.852	83.0	1:48.946	7-	32.216	87.8	41.477	77.8	36.684	81.2	1:50.377
4-	31.724	89.7	41.229	76.3	36.094	83.2	1:49.047	8-	31.801	88.7	40.674	76.7	35.936	78.2	1:48.411
15	Alice POWELL					Tockwith Motorsport									
1-		82.2	42.367	76.9	36.428	81.6	2:02.653	5-	32.519	87.8	42.053	75.4	37.470	82.4	1:52.042
2-	32.456	88.5	43.749	77.0	36.432	81.6	1:52.637	6-	32.715	87.5	41.893	77.6	36.686	81.8	1:51.294
3-	32.523	87.7	41.639	75.0	37.811	81.5	1:51.973	7-	32.953	86.9	43.335	76.3	36.549	82.5	1:52.837
4-	32.455	88.2	41.841	76.0	36.162	81.6	1:50.458	8-	32.781	88.3	41.781	76.7	36.791	82.7	1:51.353
23	Daniel LLOYD					Tockwith Racing									
1-		84.4	41.708	79.0	35.676	82.2	1:58.119	5-	32.067	89.0	40.796	77.6	35.836	80.7	1:48.699
2-	31.875	90.7	50.350	79.2	36.451	83.6	1:58.676	6-	31.991	89.1	40.660	77.5	35.860	80.8	1:48.511
3-	32.297	89.8	40.758	78.3	36.461	80.5	1:49.516	7-	32.042	88.8	40.555	77.7	35.701	83.0	1:48.298
4-	32.096	88.5	40.897	76.9	35.832	80.9	1:48.825	8-	31.529	90.2	40.710	78.2	36.516	80.9	1:48.755
24	Simon AUSTIN					Driver									
1-		89.5	41.987	78.1	35.837	83.7	1:59.050	5-	31.908	89.4	41.116	76.8	35.867	82.4	1:48.891
2-	31.842	91.1	42.356	78.2	35.597	83.5	1:49.795	6-	31.857	89.2	41.667	77.1	35.812	82.7	1:49.336
3-	32.029	89.5	41.386	77.7	35.914	82.7	1:49.329	7-	31.687	90.1	41.096	78.0	36.156	83.0	1:48.939
4-	31.817	89.2	41.193	77.4	35.943	81.9	1:48.953	8-	31.972	90.4	40.811	78.0	35.697	84.0	1:48.480
25	Aaron WILLIAMSON					TJ Motorsport									
1-		89.8	41.949	78.4	35.773	84.0	1:58.439	5-	31.798	88.9	40.697	77.1	36.258	82.1	1:48.753
2-	31.943	88.3	42.295	77.4	35.907	82.1	1:50.145	6-	31.753	89.6	40.953	77.4	35.957	83.0	1:48.663
3-	31.696	89.7	41.050	77.7	36.071	82.5	1:48.817	7-	31.694	90.7	41.265	77.5	36.217	83.7	1:49.176
4-	31.545	89.8	40.857	77.5	35.898	83.1	1:48.300	8-	32.517	87.3	41.262	77.7	35.809	83.0	1:49.588
26	Sarah MOORE					Tockwith Motorsport									
1-		73.8	45.224	76.5	36.836	80.7	2:06.754	5-	Out	86.0	43.124	73.3	42.436	71.7	3:04.100
2-	32.689	87.6	42.800	76.6	39.885	78.7	1:55.374	6-	34.804	84.9	44.276	74.7	43.457	72.2	2:02.537
3-	34.592	87.0	41.959	76.8	37.587	81.0	1:54.138	7-	34.758	85.6	43.554	72.6	43.184	70.6	2:01.496
4-	32.695	88.3	41.639	76.3	ln		1:57.749 P								
28	George RICHARDSON					Tollbar Racing									
1-		91.3	41.285	78.7	35.929	82.8	1:56.328	5-	31.329	90.7	41.074	77.9	35.670	82.6	1:48.073
2-	31.825	90.2	41.238	76.7	35.751	83.3	1:48.814	6-	31.401	91.1	41.005	78.4	35.568	83.0	1:47.974
3-	31.690	90.7	40.750	78.2	35.748	83.0	1:48.188	7-	31.447	90.8	40.836	77.8	35.739	83.0	1:48.022
4-	31.452	90.9	40.956	77.9	35.702	82.8	1:48.110	8-	31.436	90.7	42.008	77.0	35.654	83.6	1:49.098
29	Ashley CRAIG					Driver									
1-		88.7	42.171	77.8	36.600	83.5	2:00.915	5-	31.927	89.5	41.136	77.9	36.043	83.4	1:49.106
2-	32.265	89.5	42.424	78.7	36.461	83.6	1:51.150	6-	31.979	89.4	41.150	78.2	36.160	83.7	1:49.289
3-	31.936	90.1	41.138	78.0	36.319	83.6	1:49.393	7-	32.111	86.6	41.192	78.4	36.446	83.5	1:49.749
4-	31.881	89.1	41.143	77.3	36.226	83.8	1:49.250	8-	32.451	88.4	41.159	78.0	36.841	81.5	1:50.451
33	Jake RATTENBURY					Muzz Racing									
1-		86.7	41.534	77.9	36.487	82.4	2:01.655	5-	33.094	90.0	41.916	77.5	37.152	79.3	1:52.162
2-	32.500	88.2	45.169	76.9	37.333	80.7	1:55.002	6-	33.243	88.2	41.146	77.3	36.267	81.8	1:50.656
3-	33.487	89.4	42.639	77.1	36.487	82.3	1:52.613	7-	32.450	89.6	43.286	76.3	36.765	82.0	1:52.501
4-	32.135	89.4	41.550	76.7	36.524	81.6	1:50.209	8-	32.123	90.1	41.730	78.4	36.721	83.4	1:50.574
51	Alex AUSTIN					Tockwith Motorsport									
1-		73.1	42.486	77.1	36.770	81.6	2:03.442	5-	32.286	90.8	42.819	78.6	36.823	81.7	1:51.928

Oulton Park Island
Circuit Length = 2.2260 miles
Start: 16:18 End: 16:34

Weather / Track : Sunny / Dry

Ginetta Junior Championship

ROUND 16 - SECTOR ANALYSIS

2-	32.294	91.1	43.828	78.4	37.395	81.0	1:53.517	6-	31.786	91.3	41.237	78.9	36.693	79.7	1:49.716
3-	33.664	89.8	42.585	77.0	36.562	83.9	1:52.811	7-	32.797	89.1	44.193	76.9	36.815	77.3	1:53.805
4-	32.005	91.2	41.496	77.7	36.294	84.0	1:49.795	8-	32.060	86.8	41.867	78.1	36.642	83.7	1:50.569
55	Josh HILL		TollBar Racing												
1-	90.1	41.518	73.3	36.243	84.3	1:56.700	5-	31.400	91.2	41.020	78.1	35.632	84.1	1:48.052	
2-	32.674	88.8	40.933	78.5	35.837	83.7	1:49.444	6-	31.263	92.2	40.995	79.0	35.674	84.6	1:47.932
3-	31.530	91.3	40.613	77.9	35.768	84.1	1:47.911	7-	31.327	91.8	41.129	77.9	35.574	84.5	1:48.030
4-	31.485	90.4	40.500	78.1	35.716	84.1	1:47.701	8-	31.446	91.2	41.131	77.4	35.576	83.5	1:48.153
60	Jake BATTY		TJ Motorsport												
1-	77.2	42.591	78.9	36.477	83.1	2:03.383	5-	32.056	90.2	41.921	77.1	36.189	82.1	1:50.166	
2-	32.026	91.7	44.445	79.0	36.701	82.4	1:53.172	6-	32.040	90.7	41.039	77.9	36.049	79.4	1:49.128
3-	33.320	89.4	42.989	59.0	37.065	85.9	1:53.374	7-	32.804	88.7	42.370	76.8	36.152	83.5	1:51.326
4-	32.269	91.6	43.381	73.1	36.475	83.1	1:52.125	8-	33.013	89.4	41.389	77.0	36.115	84.1	1:50.517
66	Dominic PETTIT		Dominant Motorsport												
1-	72.7	45.731	70.4	41.485	79.3	2:11.220	5-	33.015	91.6	40.796	78.5	36.401	80.6	1:50.212	
2-	31.856	90.1	41.828	77.1	36.339	82.3	1:50.023	6-	32.542	88.7	41.264	77.2	35.779	82.6	1:49.585
3-	31.551	91.7	41.686	77.9	35.668	84.2	1:48.905	7-	31.450	91.3	40.920	78.3	35.912	82.8	1:48.282
4-	32.181	91.9	41.775	78.5	35.587	81.1	1:49.543	8-	31.447	90.4	40.801	78.8	36.493	83.0	1:48.741
70	Max McGUIRE		Tockwith Motorsport												
1-	76.4	43.534	77.2	36.845	81.8	2:04.798	5-	31.996	89.2	42.067	75.3	36.482	81.6	1:50.545	
2-	32.399	88.8	43.007	78.9	37.102	83.2	1:52.508	6-	32.005	89.1	41.421	77.2	36.379	81.8	1:49.805
3-	33.050	90.3	42.007	76.4	36.464	82.1	1:51.521	7-	32.139	89.6	41.848	78.3	36.122	83.7	1:50.109
4-	31.890	89.8	41.459	77.9	36.112	82.7	1:49.461	8-	31.592	90.4	41.187	77.8	36.420	83.1	1:49.199
75	Oliver LLEWELLYN		Driver												
1-	80.3	44.800	77.0	37.730	82.1	2:07.254	5-	32.071	88.8	42.047	77.3	36.683	82.7	1:50.801	
2-	32.443	90.3	42.787	78.4	37.709	81.9	1:52.939	6-	32.288	89.7	41.705	77.6	36.798	83.1	1:50.791
3-	32.548	89.6	43.072	77.4	37.195	82.8	1:52.815	7-	32.392	89.5	41.690	78.0	36.442	83.9	1:50.524
4-	32.445	89.5	41.735	77.5	36.768	83.2	1:50.948	8-	31.886	90.7	41.379	78.8	36.650	84.6	1:49.915
86	Jake FARNDON		Driver												
1-	89.5	42.209	78.5	35.909	84.4	1:59.527	5-	31.854	90.1	41.214	78.0	35.755	84.2	1:48.823	
2-	32.000	90.7	42.311	78.9	35.632	83.8	1:49.943	6-	31.788	90.9	42.546	75.2	36.043	83.3	1:50.377
3-	31.965	90.2	41.412	77.6	35.753	83.9	1:49.130	7-	31.852	89.5	41.051	77.9	35.873	84.3	1:48.776
4-	31.818	89.8	41.133	78.1	35.944	83.7	1:48.895	8-	31.878	90.1	41.279	76.8	35.899	81.5	1:49.056
91	Fergus WALKINSHAW		TollBar Racing												
1-	90.1	41.663	78.3	35.728	84.0	1:57.786	5-	31.755	90.7	40.822	76.8	36.139	80.2	1:48.716	
2-	32.178	90.0	40.981	79.2	35.595	83.8	1:48.754	6-	32.410	89.5	40.587	77.5	36.841	80.7	1:49.838
3-	31.895	91.4	40.481	78.7	35.528	83.9	1:47.904	7-	32.601	89.1	41.266	77.0	37.216	81.3	1:51.083
4-	31.701	91.3	40.617	77.0	35.756	83.4	1:48.074	8-	32.798	90.4	40.529	77.0	36.440	80.7	1:49.767

Ginetta Junior Championship

ROUND 16 - SPEED TRAPS

SECTOR 1				SECTOR 2			FINISH LINE			
POS	NO	NAME	MPH	NO	NAME	MPH	NO	NAME	MPH	
1	55	Josh HILL	92.2	23	Daniel LLOYD	79.2	60	Jake BATTY	85.9	
2	66	Dominic PETTIT	91.9	91	Fergus WALKINSHAW	79.2	55	Josh HILL	84.6	
3	60	Jake BATTY	91.7	8	Dino ZAMPARELLI	79.0	75	Oliver LLEWELLYN	84.6	
4	91	Fergus WALKINSHAW	91.4	55	Josh HILL	79.0	86	Jake FARNDON	84.4	
5	28	George RICHARDSON	91.3	60	Jake BATTY	79.0	66	Dominic PETTIT	84.2	
6	51	Alex AUSTIN	91.3	51	Alex AUSTIN	78.9	6	Thomas CARNABY	84.0	
7	24	Simon AUSTIN	91.1	70	Max McGUIRE	78.9	24	Simon AUSTIN	84.0	
8	86	Jake FARNDON	90.9	86	Jake FARNDON	78.9	25	Aaron WILLIAMSON	84.0	
9	23	Daniel LLOYD	90.7	66	Dominic PETTIT	78.8	51	Alex AUSTIN	84.0	
10	25	Aaron WILLIAMSON	90.7	75	Oliver LLEWELLYN	78.8	91	Fergus WALKINSHAW	84.0	
11	75	Oliver LLEWELLYN	90.7	28	George RICHARDSON	78.7	29	Ashley CRAIG	83.8	
12	6	Thomas CARNABY	90.6	29	Ashley CRAIG	78.7	8	Dino ZAMPARELLI	83.7	
13	70	Max McGUIRE	90.4	25	Aaron WILLIAMSON	78.4	70	Max McGUIRE	83.7	
14	29	Ashley CRAIG	90.1	33	Jake RATTENBURY	78.4	23	Daniel LLOYD	83.6	
15	33	Jake RATTENBURY	90.1	24	Simon AUSTIN	78.2	28	George RICHARDSON	83.6	
16	8	Dino ZAMPARELLI	89.7	6	Thomas CARNABY	78.0	33	Jake RATTENBURY	83.4	
17	15	Alice POWELL	88.5	15	Alice POWELL	77.6	15	Alice POWELL	82.7	
18	26	Sarah MOORE	88.3	26	Sarah MOORE	76.8	26	Sarah MOORE	81.0	

Weather / Track : Sunny / Dry

www.tsl-timing.com

Oulton Park Island
 Circuit Length = 2.2260 miles
 Start: 16:18 End: 16:34

Printed - 16.39 Sunday, 27 July 2008

Ginetta Junior Championship

ROUND 16 - BEST SECTOR TIMES

SECTOR 1			SECTOR 2			SECTOR 3			IDEAL / BEST COMPARISON						
POS	NO	NAME	TIME	NO	NAME	TIME	NO	NAME	TIME	POS	NO	NAME	IDEAL	BEST	DIFF
1	55	HILL	31.263	6	CARNABY	40.382	6	CARNABY	35.283	1	6	CARNABY	1:47.114	1:47.267	0.153
2	28	RICHARDSON	31.329	91	WALKINSHAW	40.481	91	WALKINSHAW	35.528	2	55	HILL	1:47.337	1:47.701	0.364
3	66	PETTIT	31.447	55	HILL	40.500	28	RICHARDSON	35.568	3	28	RICHARDSON	1:47.647	1:47.974	0.327
4	6	CARNABY	31.449	23	LLOYD	40.555	55	HILL	35.574	4	91	WALKINSHAW	1:47.710	1:47.904	0.194
5	23	LLOYD	31.529	8	ZAMPARELLI	40.674	66	PETTIT	35.587	5	23	LLOYD	1:47.760	1:48.298	0.538
6	25	WILLIAMSON	31.545	25	WILLIAMSON	40.697	24	AUSTIN	35.597	6	66	PETTIT	1:47.830	1:48.282	0.452
7	70	McGUIRE	31.592	28	RICHARDSON	40.750	8	ZAMPARELLI	35.604	7	8	ZAMPARELLI	1:48.002	1:48.205	0.203
8	24	AUSTIN	31.687	66	PETTIT	40.796	86	FARNDON	35.632	8	25	WILLIAMSON	1:48.015	1:48.300	0.285
9	91	WALKINSHAW	31.701	24	AUSTIN	40.811	23	LLOYD	35.676	9	24	AUSTIN	1:48.095	1:48.480	0.385
10	8	ZAMPARELLI	31.724	60	BATTY	41.039	25	WILLIAMSON	35.773	10	86	FARNDON	1:48.471	1:48.776	0.305
11	51	AUSTIN	31.786	86	FARNDON	41.051	29	CRAIG	36.043	11	70	McGUIRE	1:48.891	1:49.199	0.308
12	86	FARNDON	31.788	29	CRAIG	41.136	60	BATTY	36.049	12	29	CRAIG	1:49.060	1:49.106	0.046
13	29	CRAIG	31.881	33	RATTENBURY	41.146	70	McGUIRE	36.112	13	60	BATTY	1:49.114	1:49.128	0.014
14	75	LLEWELLYN	31.886	70	McGUIRE	41.187	15	POWELL	36.162	14	51	AUSTIN	1:49.317	1:49.716	0.399
15	60	BATTY	32.026	51	AUSTIN	41.237	33	RATTENBURY	36.267	15	33	RATTENBURY	1:49.536	1:50.209	0.673
16	33	RATTENBURY	32.123	75	LLEWELLYN	41.379	51	AUSTIN	36.294	16	75	LLEWELLYN	1:49.707	1:49.915	0.208
17	15	POWELL	32.455	15	POWELL	41.639	75	LLEWELLYN	36.442	17	15	POWELL	1:50.256	1:50.458	0.202
18	26	MOORE	32.689	26	MOORE	41.639	26	MOORE	36.836	18	26	MOORE	1:51.164	1:54.138	2.974
											Perfect Lap		1:46.928		

Ginetta Junior Championship

ROUND 16 - LAP CHART

Lap 1			Lap 2			Lap 3			Lap 4			Lap 5		
No	Behind	Laptime	No	Behind	Laptime	No	Behind	Laptime	No	Behind	Laptime	No	Behind	Laptime
6		1:55.369	6		1:47.962	6		1:47.980	6		1:47.654	6		1:48.333
28	0.959	1:56.328	28	1.811	1:48.814	28	2.019	1:48.188	28	2.475	1:48.110	28	2.215	1:48.073
55	1.331	1:56.700	55	2.813	1:49.444	55	2.744	1:47.911	55	2.791	1:47.701	55	2.510	1:48.052
8	1.667	1:57.036	91	3.209	1:48.754	91	3.133	1:47.904	91	3.553	1:48.074	91	3.936	1:48.716
91	2.417	1:57.786	8	3.515	1:49.810	8	4.481	1:48.946	8	5.874	1:49.047	8	5.915	1:48.374
23	2.750	1:58.119	25	5.253	1:50.145	25	6.090	1:48.817	25	6.736	1:48.300	25	7.156	1:48.753
25	3.070	1:58.439	24	5.514	1:49.795	24	6.863	1:49.329	24	8.162	1:48.953	24	8.720	1:48.891
24	3.681	1:59.050	86	6.139	1:49.943	86	7.289	1:49.130	86	8.530	1:48.895	86	9.020	1:48.823
86	4.158	1:59.527	29	8.734	1:51.150	29	10.147	1:49.393	29	11.743	1:49.250	29	12.516	1:49.106
29	5.546	2:00.915	15	11.959	1:52.637	23	15.000	1:49.516	23	16.171	1:48.825	23	16.537	1:48.699
33	6.286	2:01.655	60	13.224	1:53.172	15	15.952	1:51.973	15	18.756	1:50.458	70	21.535	1:50.545
15	7.284	2:02.653	33	13.326	1:55.002	70	17.516	1:51.521	70	19.323	1:49.461	15	22.465	1:52.042
60	8.014	2:03.383	23	13.464	1:58.676	33	17.959	1:52.613	33	20.514	1:50.209	66	22.605	1:50.212
51	8.073	2:03.442	51	13.628	1:53.517	51	18.459	1:52.811	51	20.600	1:49.795	51	24.195	1:51.928
70	9.429	2:04.798	70	13.975	1:52.508	60	18.618	1:53.374	66	20.726	1:49.543	33	24.343	1:52.162
26	11.385	2:06.754	75	16.862	1:52.939	66	18.837	1:48.905	60	23.089	1:52.125	60	24.922	1:50.166
75	11.885	2:07.254	66	17.912	1:50.023	75	21.697	1:52.815	75	24.991	1:50.948	75	27.459	1:50.801
66	15.851	2:11.220	26	18.797	1:55.374	26	24.955	1:54.138	26	35.050	1:57.749			

Ginetta Junior Championship

ROUND 16 - LAP CHART

Lap 6			Lap 7			Lap 8		
No	Behind	Laptime	No	Behind	Laptime	No	Behind	Laptime
6		1:48.125	6		1:47.267	6		1:47.444
28	2.064	1:47.974	28	2.819	1:48.022	55	3.789	1:48.153
55	2.317	1:47.932	55	3.080	1:48.030	28	4.473	1:49.098
26	1 LAP	3:04.100	8	9.105	1:50.377	8	10.072	1:48.411
91	5.649	1:49.838	91	9.465	1:51.083	25	11.747	1:49.588
8	5.995	1:48.205	25	9.603	1:49.176	91	11.788	1:49.767
25	7.694	1:48.663	24	11.603	1:48.939	24	12.639	1:48.480
24	9.931	1:49.336	86	12.781	1:48.776	86	14.393	1:49.056
86	11.272	1:50.377	29	16.162	1:49.749	29	19.169	1:50.451
29	13.680	1:49.289	23	17.954	1:48.298	23	19.265	1:48.755
23	16.923	1:48.511	26	1 LAP	2:02.537	66	26.377	1:48.741
70	23.215	1:49.805	66	25.080	1:48.282	70	27.812	1:49.199
66	24.065	1:49.585	70	26.057	1:50.109	26	1 LAP	2:01.496
15	25.634	1:51.294	60	29.984	1:51.326	60	33.057	1:50.517
51	25.786	1:49.716	15	31.204	1:52.837	15	35.113	1:51.353
60	25.925	1:49.128	33	32.108	1:52.501	33	35.238	1:50.574
33	26.874	1:50.656	51	32.324	1:53.805	51	35.449	1:50.569
75	30.125	1:50.791	75	33.382	1:50.524	75	35.853	1:49.915

Ginetta Junior Championship

ROUND 16 - POSITION CHART

No	Name	Laps Pos	1	2	3	4	5	6	7	8
			6	CARNABY	1	6	6	6	6	6
28	RICHARDSON	2	28	28	28	28	28	28	28	55
55	HILL	3	55	55	55	55	55	55	55	28
8	ZAMPARELLI	4	8	91	91	91	91	91	8	8
91	WALKINSHAW	5	91	8	8	8	8	8	91	25
23	LLOYD	6	23	25	25	25	25	25	25	91
25	WILLIAMSON	7	25	24	24	24	24	24	24	24
24	AUSTIN	8	24	86	86	86	86	86	86	86
86	FARNDON	9	86	29	29	29	29	29	29	29
29	CRAIG	10	29	15	23	23	23	23	23	23
33	RATTENBURY	11	33	60	15	15	70	70	66	66
15	POWELL	12	15	33	70	70	15	66	70	70
60	BATTY	13	60	23	33	33	66	15	60	60
51	AUSTIN	14	51	51	51	51	51	51	15	15
70	McGUIRE	15	70	70	60	66	33	60	33	33
26	MOORE	16	26	75	66	60	60	33	51	51
75	LLEWELLYN	17	75	66	75	75	75	75	75	75
66	PETTIT	18	66	26	26	26	26	26	26	26