



PORSCHE CARRERA CUP GB CHAMPIONSHIP

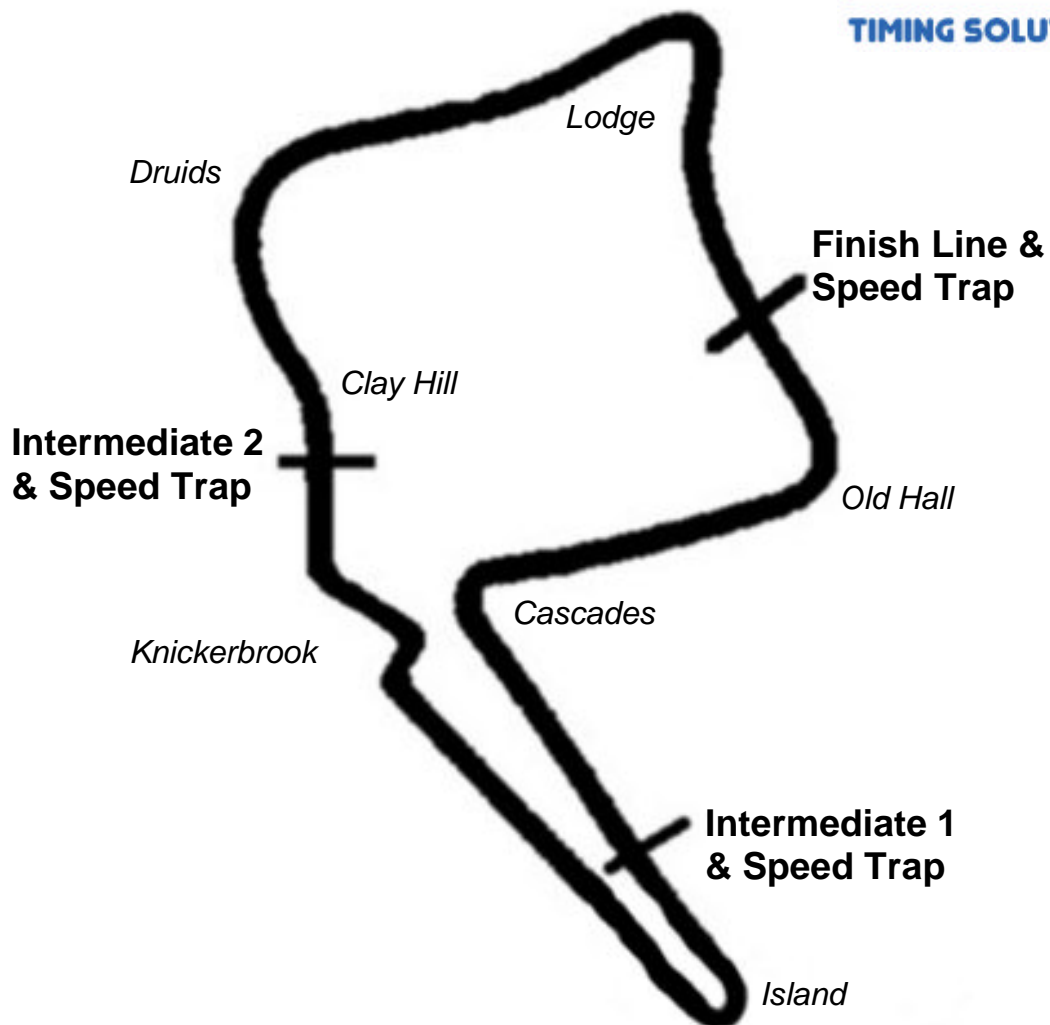
**Rounds 13 & 14
Oulton Park Island**

26th / 27th July 2008



Results Provided by Timing Solutions Ltd
www.tsl-timing.com

OULTON PARK ISLAND



Circuit Length: 2.2260 miles / 3582.4 metres
Intermediate 1: 1163 metres
Intermediate 2: 2316 metres
Pit In: 3564 metres
Pit Out: 180 metres after Finish Line

Porsche Carrera Cup Great Britain

QUALIFYING - ROUND 13 - CLASSIFICATION

POS	NO	CL	NAME	NAT	ENTRY	TIME	ON	LAPS	GAP	DIFF	MPH
1	44	P	Michael CAINE	GBR	Team Parker Racing	1:23.686	10	11			95.75
2	8	P	Tim BRIDGMAN	GBR	Team Parker Racing	1:23.963	9	15	0.277	0.277	95.44
3	5	P	Sam HANCOCK	GBR	Jota	1:24.079	2	8	0.393	0.116	95.31
4	2	P	Tim HARVEY	GBR	Red Line Racing	1:24.407	10	12	0.721	0.328	94.93
5	12	P	Alex MORTIMER	GBR	Team RPM	1:24.807	11	16	1.121	0.400	94.49
6	7	P	Charles BATEMAN	GBR	Team Parker Racing	1:24.823	3	13	1.137	0.016	94.47
7	6	P	Phil QUAIFE	GBR	Jota	1:24.846	11	13	1.160	0.023	94.44
8	60	P	Paul O'NEILL	GBR	Porsche Motorsport	1:24.916	4	13	1.230	0.070	94.37
9	15	A1	Nigel RICE	GBR	Red Line Racing	1:25.134	10	11	1.448	0.218	94.12
10	45	A2	Ed PEAD	GBR	Porsche Motorsport	1:25.278	11	13	1.592	0.144	93.97
11	40	A2	Karl LEONARD	IRL	Rss Performance	1:25.288	10	12	1.602	0.010	93.95
12	34	A1	Tony GILHAM	GBR	ReDesign Racing	1:25.407	12	13	1.721	0.119	93.82
13	78	A2	Glynn GEDDIE	GBR	Parr Motorsport	1:25.608	4	16	1.922	0.201	93.60
14	43	P	Jake ROSENZWEIG	USA	Geek Squad	1:25.624	2	8	1.938	0.016	93.59
15	41	A2	Michael LEONARD	IRL	KB Motorsport	1:25.735	13	14	2.049	0.111	93.46
16	10	P	Pippa MANN	GBR	Team Eurotech	1:26.320	15	17	2.634	0.585	92.83
17	42	A2	Graeme MUNDY	GBR	Rss Performance	1:27.699	11	16	4.013	1.379	91.37

Weather / Track : Sunny / Dry

These results are provisional until the conclusion of any judicial and technical matters.

Oulton Park Island
Circuit Length = 2.2260 miles
Start: 10:16 End: 10:48

Clerk of Course :

Timekeeper :

Porsche Carrera Cup Great Britain

QUALIFYING - ROUND 13 - SECTOR ANALYSIS

2	Tim HARVEY				Red Line Racing										
1 -	26.765	98.3	34.155	114.5	28.288	119.8	1:29.208	7 -	26.267	109.1	33.374	110.4	28.586	119.6	1:28.227
2 -	24.781	128.3	32.469	113.9	27.819	120.5	1:25.069	8 -	24.630	126.9	32.046	114.7	27.785	119.8	1:24.461
3 -	24.628	126.4	32.257	114.7	27.822	119.6	1:24.707	9 -	28.544	98.5	35.720	102.1	30.451	119.6	1:34.715
4 -	29.670	89.5	37.731	97.4	32.011	119.2	1:39.412	10 -	24.633	125.0	32.046	114.5	27.728	119.4	1:24.407
5 -	24.826	126.1	32.033	114.3	In		1:31.913 P	11 -	24.632	127.3	32.202	114.1	27.747	120.1	1:24.581
6 -	Out	95.6	35.751	106.9	30.662	113.4	4:52.577	12 -	30.259	87.3	39.396	88.7	In		1:53.003 P
5	Sam HANCOCK				Jota										
1 -	26.436	107.5	33.629	110.7	29.715	118.6	1:29.780	5 -	25.347	113.7	33.782	112.0	28.703	117.7	1:27.832
2 -	24.686	127.1	31.834	113.9	27.559	118.4	1:24.079	6 -	24.537	125.9	31.785	113.4	27.760	117.9	1:24.082
3 -	24.591	126.4	32.079	112.8	In		1:52.515 P	7 -	24.564	125.0	32.009	113.4	27.741	118.1	1:24.314
4 -	Out	84.2	37.501	107.4	30.385	115.9	5:45.432	8 -	30.579	84.2	39.583	96.0	In		1:47.356 P
6	Phil QUAIFE				Jota										
1 -	25.179	125.9	35.705	113.2	28.086	119.2	1:28.970	8 -	24.967	126.6	32.158	112.8	27.790	119.0	1:24.915
2 -	25.103	123.1	32.303	114.1	27.898	118.8	1:25.304	9 -	24.941	125.7	32.141	113.6	27.803	119.2	1:24.885
3 -	25.024	123.8	32.401	113.4	27.805	119.0	1:25.230	10 -	24.924	125.9	32.323	112.6	27.696	118.8	1:24.943
4 -	24.964	123.1	32.306	113.4	27.834	119.2	1:25.104	11 -	24.787	126.4	32.216	113.6	27.843	119.0	1:24.846
5 -	27.382	97.3	35.570	111.7	In		1:35.892 P	12 -	28.760	93.6	35.354	110.2	28.638	119.6	1:32.752
6 -	Out	105.0	34.994	106.4	28.868	118.4	4:13.976	13 -	24.863	127.1	33.082	98.4	In		1:39.903 P
7 -	25.228	123.6	32.572	112.6	27.852	118.8	1:25.652								
7	Charles BATEMAN				Team Parker Racing										
1 -	25.599	122.7	32.926	113.7	28.174	119.2	1:26.699	8 -	25.151	123.6	32.585	113.0	28.009	118.6	1:25.745
2 -	25.233	125.9	32.601	114.5	27.844	119.2	1:25.678	9 -	24.885	123.8	32.221	113.6	27.770	118.1	1:24.876
3 -	24.749	125.4	32.189	113.9	27.885	119.0	1:24.823	10 -	24.654	125.7	32.748	112.2	27.934	118.6	1:25.336
4 -	25.238	118.8	32.691	113.4	27.962	117.3	1:25.891	11 -	24.815	125.7	32.309	113.6	27.877	118.8	1:25.001
5 -	24.671	126.4	32.239	113.2	28.021	118.1	1:24.931	12 -	24.672	127.1	32.133	113.4	28.244	117.3	1:25.049
6 -	24.736	126.6	32.481	112.8	In		1:29.655 P	13 -	24.910	122.5	32.636	113.7	In		1:29.353 P
7 -	Out	116.5	33.537	110.7	28.697	118.1	7:44.786								
8	Tim BRIDGMAN				Team Parker Racing										
1 -	25.270	117.9	34.250	112.4	28.663		1:28.183	9 -	24.532	126.6	31.848	114.1	27.583		1:23.963
2 -	24.708	126.9	32.076	114.7	27.799		1:24.583	10 -	30.067	97.0	35.171	99.1	30.323		1:35.561
3 -	24.664	127.3	31.957	114.1	27.526		1:24.147	11 -	24.620	126.6	31.946	114.1	27.533		1:24.099
4 -	30.563	72.6	46.420	74.3	35.221		1:52.204	12 -	24.724	126.1	32.170	113.9	27.718		1:24.612
5 -	26.200	113.2	33.306	112.6	In		1:31.795 P	13 -	27.147	109.1	34.278	111.5	29.354		1:30.779
6 -	Out	108.9	34.186	111.5	29.193		5:44.104	14 -	24.764	126.1	32.018	113.2	27.780		1:24.562
7 -	24.781	125.7	32.039	113.6	27.628		1:24.448	15 -	28.510	99.9	35.616	110.7	In		1:38.525 P
8 -	24.703	126.1	32.047	114.1	27.643		1:24.393								
10	Pippa MANN				Team Eurotech										
1 -	27.540	97.1	35.164	112.8	30.679	115.7	1:33.383	10 -	25.055	116.9	32.987	114.3	28.613	118.8	1:26.655
2 -	26.516	106.4	33.823	113.6	29.138	118.6	1:29.477	11 -	25.010	115.3	33.281	113.9	28.359	119.6	1:26.650
3 -	25.709	108.6	33.643	113.4	28.862	118.1	1:28.214	12 -	33.455	83.1	37.412	113.2	30.470	117.3	1:41.337
4 -	25.843	113.9	33.317	113.4	28.983	117.3	1:28.143	13 -	27.688	110.6	34.262	113.4	29.642	118.6	1:31.592
5 -	26.373	110.4	33.524	113.9	29.135	118.1	1:29.032	14 -	25.331	116.7	32.903	114.7	28.476	118.8	1:26.710
6 -	25.774	114.9	33.187	113.4	In		1:35.222 P	15 -	25.093	120.5	32.682	114.1	28.545	118.4	1:26.320
7 -	Out	101.8	36.444	110.7	30.464	117.9	5:11.033	16 -	25.202	117.1	32.758	114.3	28.416	118.6	1:26.376
8 -	26.061	108.8	33.776	113.6	29.072	117.7	1:28.909	17 -	26.049	106.4	34.197	109.7	In		1:55.996 P
9 -	25.534	114.9	33.160	113.9	28.519	118.8	1:27.213								
12	Alex MORTIMER				Team RPM										
1 -	25.948	119.8	32.972	113.2	28.962	119.2	1:27.882	9 -	25.092	125.4	31.968	114.1	27.839	118.6	1:24.899
2 -	25.367	124.5	32.416	114.3	28.206	118.4	1:25.989	10 -	25.566	118.4	32.349	98.8	33.557	118.6	1:31.472
3 -	25.408	119.4	32.417	113.2	28.287	118.8	1:26.112	11 -	25.022	125.7	32.006	114.5	27.779	119.4	1:24.807
4 -	25.232	125.2	32.354	114.1	27.981	118.4	1:25.567	12 -	24.890	126.6	32.282	113.7	27.944	119.2	1:25.116
5 -	24.960	127.1	32.104	114.3	27.886	118.8	1:24.950	13 -	29.344	101.7	39.050	81.3	33.513	118.8	1:41.907
6 -	27.269	107.4	36.753	106.4	In		1:38.925 P	14 -	25.022	125.7	38.463	87.0	32.879	118.6	1:36.364
7 -	Out	98.1	35.580	107.0	30.203	117.7	4:22.195	15 -	25.036	127.1	32.138	114.3	27.830	118.6	1:25.004
8 -	26.482	110.7	32.895	113.2	28.410	119.2	1:27.787	16 -	29.233	102.3	36.281	97.4	In		1:42.211 P

Oulton Park Island
Circuit Length = 2.2260 miles
Start: 10:16 End: 10:48

Weather / Track : Sunny / Dry

Porsche Carrera Cup Great Britain

QUALIFYING - ROUND 13 - SECTOR ANALYSIS

15	Nigel RICE				Red Line Racing										
1 -	25.274	120.3	32.562	114.3	27.987	119.0	1:25.823	7 -	25.415	118.6	32.643	113.7	28.491	118.4	1:26.549
2 -	25.076	123.1	32.479	114.3	28.011	118.8	1:25.566	8 -	25.056	120.3	32.205	113.7	28.761	116.9	1:26.022
3 -	25.224	123.4	32.338	113.7	28.161	117.7	1:25.723	9 -	25.729	113.6	33.126	113.6	28.321	118.1	1:27.176
4 -	25.049	123.8	32.309	113.4	28.323	117.7	1:25.681	10 -	24.811	123.6	32.326	113.4	27.997	117.5	1:25.134
5 -	26.854	112.4	33.800	112.0	In		1:34.880 P	11 -	24.931	124.7	1:14.714	99.9	In		2:17.076 P
6 -	Out	99.3	34.725	112.6	29.058	118.1	7:14.883								
34	Tony GILHAM				ReDesign Racing										
1 -	27.272	102.5	34.300	112.8	29.437	117.3	1:31.009	8 -	25.175	124.0	32.851	112.6	28.313	118.4	1:26.339
2 -	26.208	112.6	33.429	112.0	28.620	118.6	1:28.257	9 -	25.343	111.7	32.799	112.6	28.138	118.6	1:26.280
3 -	25.645	121.6	32.583	113.2	28.404	118.1	1:26.632	10 -	25.178	126.1	32.373	112.6	27.996	118.8	1:25.547
4 -	25.367	123.4	32.644	113.0	28.241	118.6	1:26.252	11 -	24.993	124.0	32.505	112.8	28.012	117.9	1:25.510
5 -	27.930	96.6	35.264	107.7	In		1:39.114 P	12 -	25.032	123.1	32.399	113.2	27.976	118.6	1:25.407
6 -	Out	95.2	35.261	109.1	29.697	117.5	3:29.485	13 -	27.400	98.3	34.959	106.9	In		1:41.911 P
7 -	26.376	107.4	33.384	112.2	28.860	118.1	1:28.620								
40	Karl LEONARD				Rss Performance										
1 -	26.538	109.1	33.576	113.2	34.735	119.0	1:34.849	7 -	Out	98.8	36.200	109.5	29.732	116.5	4:26.266
2 -	25.603	122.9	32.651	113.4	28.163	118.4	1:26.417	8 -	26.329	106.0	33.112	111.8	28.891	119.0	1:28.332
3 -	25.404	121.6	34.457	94.1	32.131	117.9	1:31.992	9 -	25.073	125.7	32.445	112.6	28.208	119.2	1:25.726
4 -	25.146	121.1	32.479	112.8	28.049	117.7	1:25.674	10 -	24.898	120.7	32.455	113.4	27.935	119.2	1:25.288
5 -	24.950	119.4	32.664	113.4	28.649	117.3	1:26.263	11 -	28.051	104.7	38.150	95.7	31.543	119.2	1:37.744
6 -	27.483	111.3	33.748	107.5	In		1:37.756 P	12 -	25.373	122.9	32.589	113.9	In		1:37.623 P
41	Michael LEONARD				KB Motorsport										
1 -	25.827	113.9	33.363	112.2	28.435	116.9	1:27.625	8 -	27.164	102.6	34.093	110.2	In		1:35.626 P
2 -	25.647	119.4	33.057	112.0	28.447	116.3	1:27.151	9 -	Out	105.0	34.276	111.1	28.869	117.1	5:00.537
3 -	25.570	118.4	33.200	111.5	In		1:32.679 P	10 -	25.481	112.0	33.561	111.1	30.635	116.5	1:29.677
4 -	Out	104.7	33.760	111.7	28.884	116.9	4:40.118	11 -	25.436	119.4	32.814	112.0	28.143	117.1	1:26.393
5 -	25.442	116.7	32.914	111.7	28.413	116.9	1:26.769	12 -	25.118	120.5	32.762	111.5	28.115	117.1	1:25.995
6 -	25.218	120.1	32.827	111.5	28.358	117.1	1:26.403	13 -	24.906	120.7	32.654	112.2	28.175	116.7	1:25.735
7 -	25.343	120.7	32.903	111.7	28.284	117.1	1:26.530	14 -	31.527	80.3	41.039	88.8	In		1:53.403 P
42	Graeme MUNDY				Rss Performance										
1 -	28.208	100.3	35.414	110.2	29.729	116.5	1:33.351	9 -	Out	103.4	35.734	109.5	31.192	115.9	4:03.941
2 -	26.265	116.7	33.677	110.9	28.541	116.1	1:28.483	10 -	26.736	113.2	33.774	111.3	28.768	117.3	1:29.278
3 -	26.740	117.3	34.986	111.1	29.106	100.9	1:30.832	11 -	25.800	119.4	33.349	111.5	28.550	116.7	1:27.699
4 -	26.707	121.8	33.934	111.1	28.661	116.3	1:29.302	12 -	25.827	117.7	33.930	111.1	28.489	117.1	1:28.246
5 -	25.765	115.7	33.712	111.1	28.803	115.9	1:28.280	13 -	25.455	123.6	33.474	110.9	28.952	116.5	1:27.881
6 -	25.964	120.5	33.742	111.1	28.694	115.7	1:28.400	14 -	25.880	116.3	33.418	111.1	28.703	116.5	1:28.001
7 -	26.195	117.7	33.957	111.3	29.017	116.1	1:29.169	15 -	25.723	115.7	33.788	111.1	28.880	117.1	1:28.391
8 -	25.990	122.5	36.762	104.4	In		1:38.421 P	16 -	26.940	117.7	34.077	110.7	In		1:33.528 P
43	Jake ROSENZWEIG				Geek Squad										
1 -	29.122	105.4	38.337	112.0	28.868	118.4	1:36.327	5 -	25.574	119.6	32.731	112.2	28.105	117.9	1:26.410
2 -	25.065	125.9	32.634	112.6	27.925	118.8	1:25.624	6 -	25.715	113.4	33.107	112.6	In		1:31.567 P
3 -	25.108	121.4	34.654	112.4	33.521	117.7	1:33.283	7 -	Out	94.8	37.609	106.5	28.728	116.7	4:10.678
4 -	25.041	122.9	34.274	112.4	28.141	117.7	1:27.456	8 -	25.949	106.9	33.409	113.0	27.915	118.6	1:27.273
44	Michael CAINE				Team Parker Racing										
1 -	26.921	110.4	34.694	104.9	29.588	119.4	1:31.203	7 -	Out	87.5	38.017	101.8	29.959	117.9	6:08.993
2 -	25.152	121.8	33.538	112.4	28.445	119.8	1:27.135	8 -	26.069	110.2	33.449	111.5	29.217	119.8	1:28.735
3 -	24.797	124.5	31.923	114.7	27.841	119.4	1:24.561	9 -	24.535	122.0	31.925	114.7	27.550	119.4	1:24.010
4 -	24.731	124.3	32.608	90.9	34.539	118.1	1:31.878	10 -	24.445	126.1	31.709	114.5	27.532	119.2	1:23.686
5 -	24.860	122.5	32.080	113.9	27.762	118.8	1:24.702	11 -	32.847	78.1	36.428	102.8	In		1:45.479 P
6 -	28.913	83.5	34.549	108.2	In		1:39.050 P								
45	Ed PEAD				Porsche Motorsport										
1 -	26.020	117.5	33.221	112.2	28.279	117.9	1:27.520	8 -	Out	106.5	34.472	110.6	29.328	117.5	5:50.784
2 -	25.091	122.2	32.828	113.0	27.829	119.0	1:25.748	9 -	25.590	119.4	32.865	113.0	31.458	119.0	1:29.913
3 -	24.973	125.9	38.562	88.3	30.670	117.5	1:34.205	10 -	25.106	121.8	32.417	113.4	28.008	119.0	1:25.531
4 -	24.923	120.9	32.588	113.2	28.121	117.5	1:25.632	11 -	25.026	123.6	32.278	113.4	27.974	118.4	1:25.278

Oulton Park Island
Circuit Length = 2.2260 miles
Start: 10:16 End: 10:48

Weather / Track : Sunny / Dry

Porsche Carrera Cup Great Britain

QUALIFYING - ROUND 13 - SECTOR ANALYSIS

5 -	25.203	118.4	32.623	113.2	28.196	117.3	1:26.022	12 -	29.335	84.4	37.229	111.8	In	1:43.508 P	
6 -	28.689	100.3	35.026	111.3	30.910	117.9	1:34.625	13 -			In		In	6:19.876 P	
7 -	27.252	120.3	33.992	110.9	In		1:38.969 P								
60	Paul O'NEILL														
	Porsche Motorsport														
1 -	25.901	118.6	34.169	113.9	28.390	117.9	1:28.460	8 -	Out	85.9	35.479	109.7	29.660	117.3	3:45.342
2 -	24.925	122.0	32.361	113.7	27.834	118.4	1:25.120	9 -	26.657	107.0	33.429	113.2	28.470	118.6	1:28.556
3 -	24.739	121.8	32.366	113.7	27.878	117.7	1:24.983	10 -	25.270	106.4	33.373	113.4	28.103	119.0	1:26.746
4 -	24.724	116.5	32.317	114.1	27.875	118.4	1:24.916	11 -	24.848	117.7	32.582	112.4	28.355	118.6	1:25.785
5 -	24.748	123.1	32.142	113.4	28.110	117.5	1:25.000	12 -	24.350	126.1	34.757	101.4	29.788	118.8	1:28.895
6 -	25.310	119.4	32.546	113.9	28.312	115.9	1:26.168	13 -	24.563	124.5	33.114	110.6	In		1:38.699 P
7 -	27.457	94.0	38.186	94.4	In		1:42.913 P								
78	Glynn GEDDIE														
	Parr Motorsport														
1 -	25.762	111.7	32.972	112.8	28.881	118.6	1:27.615	9 -	24.949	121.8	32.831	111.7	28.101	118.1	1:25.881
2 -	25.348	117.3	32.654	113.0	28.144	117.7	1:26.146	10 -	36.251	107.4	33.501	110.6	In		1:42.643 P
3 -	25.203	113.7	32.791	112.2	28.036	117.3	1:26.030	11 -	Out	79.7	36.456	112.0	31.314	117.5	4:16.974
4 -	25.326	107.9	32.434	112.4	27.848	117.3	1:25.608	12 -	25.900	112.4	32.762	110.4	28.429	117.1	1:27.091
5 -	24.924	124.7	32.901	112.0	In		1:41.887 P	13 -	25.476	114.9	38.596	110.7	29.075	117.1	1:33.147
6 -	Out	94.4	35.839	110.4	31.127	115.7	3:58.121	14 -	25.171	124.0	32.863	112.6	28.259	116.5	1:26.293
7 -	25.913	109.5	33.757	110.0	28.493	116.9	1:28.163	15 -	25.109	122.0	32.720	112.0	28.461	116.7	1:26.290
8 -	25.019	118.6	32.704	111.8	28.023	117.3	1:25.746	16 -	25.015	125.7	32.936	111.8	28.155	116.5	1:26.106

Porsche Carrera Cup Great Britain
QUALIFYING - ROUND 13 - SPEED TRAPS

SECTOR 1				SECTOR 2			FINISH LINE		
POS	NO	NAME	MPH	NO	NAME	MPH	NO	NAME	MPH
1	2	Tim HARVEY	128.3	2	Tim HARVEY	114.7	2	Tim HARVEY	120.5
2	8	Tim BRIDGMAN	127.3	8	Tim BRIDGMAN	114.7	44	Michael CAINE	119.8
3	5	Sam HANCOCK	127.1	10	Pippa MANN	114.7	6	Phil QUAIFFE	119.6
4	6	Phil QUAIFFE	127.1	44	Michael CAINE	114.7	10	Pippa MANN	119.6
5	7	Charles BATEMAN	127.1	7	Charles BATEMAN	114.5	12	Alex MORTIMER	119.4
6	12	Alex MORTIMER	127.1	12	Alex MORTIMER	114.5	7	Charles BATEMAN	119.2
7	34	Tony GILHAM	126.1	15	Nigel RICE	114.3	40	Karl LEONARD	119.2
8	44	Michael CAINE	126.1	6	Phil QUAIFFE	114.1	15	Nigel RICE	119.0
9	60	Paul O'NEILL	126.1	60	Paul O'NEILL	114.1	45	Ed PEAD	119.0
10	43	Jake ROSENZWEIG	125.9	5	Sam HANCOCK	113.9	60	Paul O'NEILL	119.0
11	45	Ed PEAD	125.9	40	Karl LEONARD	113.9	34	Tony GILHAM	118.8
12	40	Karl LEONARD	125.7	43	Jake ROSENZWEIG	113.9	43	Jake ROSENZWEIG	118.8
13	78	Glynn GEDDIE	125.7	45	Ed PEAD	113.4	5	Sam HANCOCK	118.6
14	15	Nigel RICE	124.7	34	Tony GILHAM	113.2	78	Glynn GEDDIE	118.6
15	42	Graeme MUNDY	123.6	78	Glynn GEDDIE	113.0	41	Michael LEONARD	117.3
16	41	Michael LEONARD	120.7	41	Michael LEONARD	112.2	42	Graeme MUNDY	117.3
17	10	Pippa MANN	120.5	42	Graeme MUNDY	111.5			

Weather / Track : Sunny / Dry

www.tsl-timing.com

Oulton Park Island
 Circuit Length = 2.2260 miles
 Start: 10:16 End: 10:48


Printed - 10.49 Saturday, 26 July 2008

Porsche Carrera Cup Great Britain
QUALIFYING - ROUND 13 - BEST SECTOR TIMES

SECTOR 1			SECTOR 2			SECTOR 3			IDEAL / BEST COMPARISON						
POS	NO	NAME	TIME	NO	NAME	TIME	NO	NAME	TIME	POS	NO	NAME	IDEAL	BEST	DIFF
1	60	O'NEILL	24.350	44	CAINE	31.709	8	BRIDGMAN	27.526	1	44	CAINE	1:23.686	1:23.686	0.000
2	44	CAINE	24.445	5	HANCOCK	31.785	44	CAINE	27.532	2	5	HANCOCK	1:23.881	1:24.079	0.198
3	8	BRIDGMAN	24.532	8	BRIDGMAN	31.848	5	HANCOCK	27.559	3	8	BRIDGMAN	1:23.906	1:23.963	0.057
4	5	HANCOCK	24.537	12	MORTIMER	31.968	6	QUAIFE	27.696	4	60	O'NEILL	1:24.326	1:24.916	0.590
5	2	HARVEY	24.628	2	HARVEY	32.033	2	HARVEY	27.728	5	2	HARVEY	1:24.389	1:24.407	0.018
6	7	BATEMAN	24.654	7	BATEMAN	32.133	7	BATEMAN	27.770	6	7	BATEMAN	1:24.557	1:24.823	0.266
7	43	ROSENZWEIG	24.768	6	QUAIFE	32.141	12	MORTIMER	27.779	7	6	QUAIFE	1:24.624	1:24.846	0.222
8	6	QUAIFE	24.787	60	O'NEILL	32.142	45	PEAD	27.829	8	12	MORTIMER	1:24.637	1:24.807	0.170
9	15	RICE	24.811	15	RICE	32.205	60	O'NEILL	27.834	9	15	RICE	1:25.003	1:25.134	0.131
10	12	MORTIMER	24.890	45	PEAD	32.278	78	GEDDIE	27.848	10	45	PEAD	1:25.030	1:25.278	0.248
11	40	LEONARD	24.898	34	GILHAM	32.373	43	ROSENZWEIG	27.915	11	43	ROSENZWEIG	1:25.073	1:25.624	0.551
12	41	LEONARD	24.906	43	ROSENZWEIG	32.390	40	LEONARD	27.935	12	78	GEDDIE	1:25.206	1:25.608	0.402
13	45	PEAD	24.923	78	GEDDIE	32.434	34	GILHAM	27.976	13	40	LEONARD	1:25.278	1:25.288	0.010
14	78	GEDDIE	24.924	40	LEONARD	32.445	15	RICE	27.987	14	34	GILHAM	1:25.342	1:25.407	0.065
15	34	GILHAM	24.993	41	LEONARD	32.654	41	LEONARD	28.115	15	41	LEONARD	1:25.675	1:25.735	0.060
16	10	MANN	25.010	10	MANN	32.682	10	MANN	28.359	16	10	MANN	1:26.051	1:26.320	0.269
17	42	MUNDY	25.455	42	MUNDY	33.349	42	MUNDY	28.489	17	42	MUNDY	1:27.293	1:27.699	0.406
												Perfect Lap	1:23.585		

Porsche Carrera Cup Great Britain

ROUND 13 - GRID - AMENDED


ROW 10	+ 10 Seconds 12 Alex MORTIMER	+ 10 Seconds 10 Pippa MANN
ROW 9		
ROW 8	1:27.699 42 Graeme MUNDY	
ROW 7	1:25.624 43 Jake ROSENZWEIG	1:25.735 41 Michael LEONARD
ROW 6	1:25.407 34 Tony GILHAM	1:25.608 78 Glynn GEDDIE
ROW 5	1:25.278 45 Ed PEAD	1:25.288 40 Karl LEONARD
ROW 4	1:24.916 60 Paul O'NEILL	1:25.134 15 Nigel RICE
ROW 3	1:24.823 7 Charles BATEMAN	1:24.846 6 Phil QUAIFFE
ROW 2	1:24.079 5 Sam HANCOCK	1:24.407 2 Tim HARVEY
ROW 1	1:23.686 44 Michael CAINE	1:23.963 8 Tim BRIDGMAN
Pole		
		

Cars 10 & 12 times disallowed - failed post practice scrutineering

Oulton Park Island
Circuit Length = 2.2260 miles

Clerk of Course :		Timekeeper :

Porsche Carrera Cup Great Britain
ROUND 14 - GRID - AMENDED

ROW 10	+ 10 Seconds 12 Alex MORTIMER	+ 10 Seconds 10 Pippa MANN
ROW 9		
ROW 8	1:27.881 42 Graeme MUNDY	
ROW 7	1:25.995 41 Michael LEONARD	1:26.410 43 Jake ROSENZWEIG
ROW 6	1:25.674 40 Karl LEONARD	1:25.746 78 Glynn GEDDIE
ROW 5	1:25.531 45 Ed PEAD	1:25.566 15 Nigel RICE
ROW 4	1:24.983 60 Paul O'NEILL	1:25.510 34 Tony GILHAM
ROW 3	1:24.876 7 Charles BATEMAN	1:24.885 6 Phil QUAIFE
ROW 2	1:24.099 8 Tim BRIDGMAN	1:24.461 2 Tim HARVEY
ROW 1	1:24.010 44 Michael CAINE	1:24.082 5 Sam HANCOCK
Pole		
		

Cars 10 & 12 times disallowed - failed post practice scrutineering

Oulton Park Island
 Circuit Length = 2.2260 miles

Clerk of Course :		Timekeeper :

Porsche Carrera Cup Great Britain

ROUND 13 - CLASSIFICATION

POS	NO	CL	NAME	NAT	ENTRY	LAPS	TIME	GAP	DIFF	MPH	BEST	ON
1	44	P	Michael CAINE	GBR	Team Parker Racing	18	25:42.485			93.51	1:24.837	6
2	2	P	Tim HARVEY	GBR	Red Line Racing	18	25:47.427	4.942	4.942	93.21	1:24.919	6
3	8	P	Tim BRIDGMAN	GBR	Team Parker Racing	18	25:57.313	14.828	9.886	92.62	1:25.124	5
4	5	P	Sam HANCOCK	GBR	Jota	18	25:57.606	15.121	0.293	92.60	1:24.914	9
5	7	P	Charles BATEMAN	GBR	Team Parker Racing	18	25:58.321	15.836	0.715	92.56	1:25.363	5
6	60	P	Paul O'NEILL	GBR	Porsche Motorsport	18	26:07.245	24.760	8.924	92.03	1:25.674	7
7	6	P	Phil QUAIFFE	GBR	Jota	18	26:08.330	25.845	1.085	91.97	1:25.820	4
8	43	P	Jake ROSENZWEIG	USA	Geek Squad	18	26:08.588	26.103	0.258	91.95	1:25.965	7
9	15	A1	Nigel RICE	GBR	Red Line Racing	18	26:16.411	33.926	7.823	91.50	1:26.082	8
10	34	A1	Tony GILHAM	GBR	ReDesign Racing	18	26:21.985	39.500	5.574	91.17	1:26.771	5
11	12	P	Alex MORTIMER	GBR	Team RPM	18	26:21.986	39.501	0.001	91.17	1:26.185	7
12	41	A2	Michael LEONARD	IRL	KB Motorsport	18	26:31.794	49.309	9.808	90.61	1:26.534	5
13	42	A2	Graeme MUNDY	GBR	Rss Performance	18	27:02.614	1:20.129	30.820	88.89	1:29.077	11

NOT CLASSIFIED

DNF	10	P	Pippa MANN	GBR	Team Eurotech	16	23:55.373	2 laps	2 laps	89.32	1:27.031	9
DNF	40	A2	Karl LEONARD	IRL	Rss Performance	15	22:32.974	3 laps	1 lap	88.84	1:26.708	2
DNF	45	A2	Ed PEAD	GBR	Porsche Motorsport	12	17:34.196	6 laps	3 laps	91.21	1:26.291	7
DNF	78	A2	Glynn GEDDIE	GBR	Parr Motorsport	0						

FASTEST LAP

44	P	Michael CAINE	GBR	Team Parker Racing	6	1:24.837	94.45 mph	152.01 kph
15	A1	Nigel RICE	GBR	Red Line Racing	8	1:26.082	93.09 mph	149.81 kph
45	A2	Ed PEAD	GBR	Porsche Motorsport	7	1:26.291	92.86 mph	149.45 kph

Weather / Track : Bright / Dry

These results are provisional until the conclusion of any judicial and technical matters.

Oulton Park Island
Circuit Length = 2.2260 miles
Start: 15:29 End: 15:56

Clerk of Course :

Timekeeper :

Porsche Carrera Cup Great Britain
ROUND 13 - SECTOR ANALYSIS

2	Tim HARVEY				Red Line Racing										
1 -	120.5	33.001	111.5	28.247	119.2	1:32.231	10 -	24.923	121.4	32.732	113.4	27.915	119.0	1:25.570	
2 -	25.079	122.9	32.576	113.7	28.199	119.2	1:25.854	11 -	24.919	123.1	32.433	113.6	28.291	119.0	1:25.643
3 -	25.067	122.9	32.450	113.9	27.960	119.4	1:25.477	12 -	24.953	121.6	32.525	113.4	28.191	118.8	1:25.669
4 -	24.914	122.2	32.288	113.7	27.992	118.8	1:25.194	13 -	24.975	122.0	32.496	113.4	28.204	119.6	1:25.675
5 -	24.989	124.5	32.444	113.9	27.931	119.2	1:25.364	14 -	25.068	118.4	32.368	113.6	28.185	120.1	1:25.621
6 -	24.866	123.1	32.082	113.4	27.971	119.0	1:24.919	15 -	24.932	120.3	32.864	113.6	28.243	119.0	1:26.039
7 -	24.949	123.4	32.379	113.4	27.994	119.4	1:25.322	16 -	25.103	120.9	32.449	113.6	28.256	119.2	1:25.808
8 -	24.783	124.7	32.423	113.0	28.018	119.2	1:25.224	17 -	25.057	122.2	32.689	113.6	28.337	118.8	1:26.083
9 -	24.805	122.5	32.382	113.7	28.029	119.4	1:25.216	18 -	25.186	121.4	32.826	113.2	28.506	117.3	1:26.518
5	Sam HANCOCK				Jota										
1 -	120.3	32.761	112.2	28.226	118.4	1:32.471	10 -	24.881	125.7	32.316	113.0	28.196	117.5	1:25.393	
2 -	25.178	122.9	32.686	112.0	28.145	118.1	1:26.009	11 -	24.943	124.3	32.855	110.6	28.936	115.7	1:26.734
3 -	25.071	123.8	32.450	112.6	27.927	118.6	1:25.448	12 -	26.052	125.7	33.634	111.8	28.960	117.5	1:28.646
4 -	24.916	124.7	32.466	112.4	27.883	118.1	1:25.265	13 -	25.531	125.9	32.598	112.6	28.628	118.4	1:26.757
5 -	24.966	125.4	32.365	112.2	27.907	117.9	1:25.238	14 -	25.796	123.4	32.256	112.4	28.804	118.4	1:26.856
6 -	24.874	124.3	32.571	111.8	27.898	118.4	1:25.343	15 -	25.193	125.9	32.415	112.8	28.876	117.1	1:26.484
7 -	25.659	123.6	32.885	110.0	28.350	117.7	1:26.894	16 -	25.166	125.2	32.645	113.0	28.557	116.9	1:26.368
8 -	24.902	124.0	32.334	112.8	27.942	118.8	1:25.178	17 -	25.203	125.7	32.356	112.6	28.764	117.9	1:26.323
9 -	24.831	125.2	32.147	112.8	27.936	118.4	1:24.914	18 -	25.198	126.1	33.021	113.0	29.066	116.7	1:27.285
6	Phil QUAIFE				Jota										
1 -	120.5	33.724	112.2	28.623	118.8	1:34.859	10 -	25.615	124.5	32.958	113.2	28.280	118.6	1:26.853	
2 -	25.294	124.5	32.940	111.3	28.253	118.8	1:26.487	11 -	25.457	125.2	34.009	112.0	28.438	118.8	1:27.904
3 -	25.496	124.3	33.201	112.2	28.182	118.4	1:26.879	12 -	25.574	125.7	33.133	112.6	28.719	118.4	1:27.426
4 -	25.316	124.7	32.389	113.2	28.115	118.8	1:25.820	13 -	25.667	123.1	32.871	112.4	28.380	118.8	1:26.918
5 -	25.474	123.6	32.550	113.0	28.034	118.8	1:26.058	14 -	25.606	122.7	33.589	112.6	28.231	119.2	1:27.426
6 -	25.401	123.6	32.577	112.8	28.201	118.6	1:26.179	15 -	25.370	123.8	32.749	112.8	28.310	118.8	1:26.429
7 -	25.474	125.0	32.581	112.0	28.414	118.8	1:26.469	16 -	25.416	125.0	32.702	113.0	28.215	118.8	1:26.333
8 -	25.394	125.2	32.899	112.8	28.253	118.8	1:26.546	17 -	25.508	124.7	32.878	112.8	28.289	119.0	1:26.675
9 -	25.433	124.3	32.720	112.2	28.221	119.0	1:26.374	18 -	25.359	125.0	32.850	112.6	28.486	117.9	1:26.695
7	Charles BATEMAN				Team Parker Racing										
1 -	118.1	33.525	111.8	28.367	118.6	1:33.629	10 -	24.983	123.6	32.702	112.2	28.400	118.1	1:26.085	
2 -	25.258	124.7	32.805	113.2	28.161	119.2	1:26.224	11 -	24.960	125.4	32.835	112.4	28.367	118.4	1:26.162
3 -	25.097	122.9	32.680	113.2	27.974	118.6	1:25.751	12 -	25.137	125.0	32.985	112.0	28.419	118.4	1:26.541
4 -	24.987	122.9	32.583	112.6	28.013	118.6	1:25.583	13 -	25.372	123.8	32.917	112.4	28.403	118.6	1:26.692
5 -	24.941	124.5	32.355	112.8	28.067	118.6	1:25.363	14 -	25.214	122.0	32.620	112.8	28.329	119.0	1:26.163
6 -	25.091	122.7	32.474	113.4	27.925	118.4	1:25.490	15 -	25.091	123.1	33.476	111.8	28.751	117.5	1:27.318
7 -	25.098	123.6	32.622	112.4	28.196	118.6	1:25.916	16 -	25.574	123.4	32.724	112.8	28.208	118.4	1:26.506
8 -	24.910	124.0	33.007	110.0	28.217	118.6	1:26.134	17 -	25.139	124.3	32.556	112.2	28.302	118.4	1:25.997
9 -	24.823	124.3	32.840	111.5	28.433	117.7	1:26.096	18 -	25.223	121.4	32.982	111.5	28.466	115.3	1:26.671
8	Tim BRIDGMAN				Team Parker Racing										
1 -	118.1	33.207	112.6	28.133		1:32.833	10 -	24.884	122.9	32.496	112.2	28.338		1:25.718	
2 -	25.090	117.7	32.932	113.4	28.079		1:26.101	11 -	24.907	124.7	32.980	110.0	29.087	1:26.974	
3 -	24.939	123.1	32.667	113.4	27.931		1:25.537	12 -	25.840	123.1	33.467	110.7	29.119	1:28.426	
4 -	24.940	122.5	32.411	113.2	28.011		1:25.362	13 -	25.283	123.6	32.559	112.6	28.993	1:26.835	
5 -	24.924	122.5	32.348	113.6	27.852		1:25.124	14 -	25.446	124.7	32.411	113.0	28.882	1:26.739	
6 -	24.912	123.4	32.352	113.2	27.978		1:25.242	15 -	25.089	124.3	32.534	112.8	28.879	1:26.502	
7 -	24.964	122.5	32.435	113.2	27.953		1:25.352	16 -	25.134	123.8	32.566	112.8	28.643	1:26.343	
8 -	24.934	123.1	32.340	112.8	27.859		1:25.133	17 -	25.054	124.7	32.413	112.8	28.849	1:26.316	
9 -	25.021	121.8	32.423	112.8	28.015		1:25.459	18 -	25.370	123.8	32.888	112.0	29.059	1:27.317	
10	Pippa MANN				Team Eurotech										
1 -	106.0	33.946	112.2	29.215	117.3	1:46.476	9 -	25.424	117.3	32.973	113.4	28.634	118.4	1:27.031	
2 -	25.625	120.7	33.616	112.2	28.763	117.9	1:28.004	10 -	25.342	122.7	33.156	113.0	28.812	118.6	1:27.310
3 -	25.515	117.9	33.165	113.2	28.653	118.1	1:27.333	11 -	25.293	116.5	33.124	113.2	28.760	118.4	1:27.177
4 -	25.254	111.3	33.508	113.2	28.740	118.4	1:27.502	12 -	25.268	121.8	33.464	112.2	28.977	115.9	1:27.709
5 -	25.437	119.8	33.301	113.4	28.896	118.4	1:27.634	13 -	25.605	115.9	33.195	113.2	28.828	118.6	1:27.628
6 -	25.708	123.6	33.331	113.2	28.740	118.6	1:27.779	14 -	25.615	111.5	33.257	113.6	28.836	118.4	1:27.708
7 -	25.280	117.9	33.224	113.2	28.593	118.4	1:27.097	15 -	25.694	122.2	32.845	113.4	28.894	117.7	1:27.433
8 -	25.260	116.3	33.017	113.2	28.855	117.1	1:27.132	16 -	34.855	97.3	33.857	112.2	In	1:44.420 P	

Oulton Park Island
Circuit Length = 2.2260 miles
Start: 15:29 End: 15:56

Weather / Track : Bright / Dry

Porsche Carrera Cup Great Britain
ROUND 13 - SECTOR ANALYSIS

12	Alex MORTIMER				Team RPM										
1 -	118.8	33.242	112.2	28.728	118.4	1:43.936	10 -	25.916	113.6	33.620	113.4	28.814	117.9	1:28.350	
2 -	25.767	123.4	32.874	112.8	28.590	118.6	1:27.231	11 -	25.587	121.8	32.712	112.8	28.278	118.6	1:26.577
3 -	25.692	122.0	32.765	113.0	28.458	118.6	1:26.915	12 -	25.508	122.0	32.712	110.7	28.391	118.4	1:26.611
4 -	25.667	116.3	33.685	113.0	28.342	119.0	1:27.694	13 -	25.556	118.8	33.776	113.2	28.757	118.1	1:28.089
5 -	25.326	122.9	32.578	113.2	28.305	119.0	1:26.209	14 -	25.483	123.4	32.757	112.2	28.428	118.6	1:26.668
6 -	25.323	124.3	32.732	113.4	28.376	119.0	1:26.431	15 -	25.351	122.5	32.842	112.6	28.588	118.8	1:26.781
7 -	25.232	122.2	32.691	112.6	28.262	118.8	1:26.185	16 -	25.371	121.1	32.697	113.6	28.585	118.8	1:26.653
8 -	25.243	122.2	32.690	113.4	28.332	118.4	1:26.265	17 -	25.467	120.9	33.055	109.5	28.699	118.4	1:27.221
9 -	25.390	121.8	32.563	113.6	28.377	118.8	1:26.330	18 -	25.481	119.6	33.213	112.6	29.146	118.4	1:27.840
15	Nigel RICE				Red Line Racing										
1 -	116.5	34.051	112.4	28.488	118.6	1:34.553	10 -	25.379	115.9	33.382	113.0	28.598	118.4	1:27.359	
2 -	25.322	123.1	32.697	113.0	28.389	118.4	1:26.408	11 -	25.296	117.7	33.066	112.6	28.512	118.6	1:26.874
3 -	25.494	120.3	34.023	112.4	28.580	117.1	1:28.097	12 -	25.201	118.8	33.350	112.4	28.878	116.9	1:27.429
4 -	25.539	119.2	32.877	111.1	28.479	118.1	1:26.895	13 -	25.176	120.9	37.348	113.2	28.490	118.6	1:31.014
5 -	25.424	120.3	32.466	112.8	28.369	118.1	1:26.259	14 -	25.730	117.3	32.986	112.8	28.531	118.4	1:27.247
6 -	25.192	119.6	32.789	112.0	28.488	118.4	1:26.469	15 -	25.037	120.3	33.075	112.4	28.555	118.4	1:26.667
7 -	25.353	121.4	32.576	112.6	28.311	118.4	1:26.240	16 -	25.171	121.1	33.119	111.1	28.856	118.1	1:27.146
8 -	25.048	123.1	32.505	112.4	28.529	117.9	1:26.082	17 -	25.352	116.5	33.322	112.0	28.721	117.9	1:27.395
9 -	25.264	124.7	32.619	112.6	29.035	118.8	1:26.918	18 -	25.225	115.5	33.309	112.0	28.825	114.9	1:27.359
34	Tony GILHAM				ReDesign Racing										
1 -	109.1	33.772	112.2	28.973	117.7	1:36.920	10 -	26.085	123.1	32.965	112.0	28.438	117.5	1:27.488	
2 -	25.935	120.1	33.058	111.8	28.799	117.9	1:27.792	11 -	25.620	119.0	32.935	111.1	28.556	117.9	1:27.111
3 -	25.599	117.1	33.024	111.5	28.828		1:27.451	12 -	25.498	120.1	32.903	111.5	28.578	117.9	1:26.979
4 -	25.724	112.4	32.999	112.2	28.380	118.1	1:27.103	13 -	25.424	121.1	33.505	111.7	28.731	116.3	1:27.660
5 -	25.475	118.6	32.807	111.5	28.489	118.4	1:26.771	14 -	25.799	120.7	33.006	111.5	28.498	118.1	1:27.303
6 -	25.425	117.1	32.825	111.7	28.838	117.9	1:27.088	15 -	25.485	119.8	33.125	111.5	28.536	117.9	1:27.146
7 -	26.347	119.8	32.944	111.7	28.538	118.1	1:27.829	16 -	25.355	121.1	32.929	112.0	28.602		1:26.886
8 -	25.628	123.1	32.856	112.0	28.546	118.4	1:27.030	17 -	25.395	120.5	32.934	111.8	28.560	117.5	1:26.889
9 -	25.517	118.4	33.297	111.7	29.229		1:28.043	18 -	25.780	119.2	33.390	111.5	29.326	115.7	1:28.496
40	Karl LEONARD				Rss Performance										
1 -	115.7	33.854	111.8	28.846	118.1	1:36.382	9 -	25.508	122.5	33.740	111.3	29.241	117.9	1:28.489	
2 -	25.394	120.3	32.818	112.8	28.496	118.6	1:26.708	10 -	26.912	115.7	33.765	112.0	29.329	116.7	1:30.006
3 -	25.274	120.9	33.206	111.7	28.647	118.8	1:27.127	11 -	26.088	117.9	33.817	94.1	29.772	116.7	1:29.677
4 -	25.262	118.8	32.995	112.6	28.510	118.4	1:26.767	12 -	26.318	107.4	33.952	110.7	29.222	116.3	1:29.492
5 -	25.228	119.4	33.396	111.3	28.522	117.9	1:27.146	13 -	27.162	110.6	33.798	109.8	28.862	117.5	1:29.822
6 -	25.473	119.6	34.229	101.8	28.862	117.3	1:28.564	14 -	26.037	116.3	33.360	111.1	28.679	117.3	1:28.076
7 -	25.349	117.1	33.243	111.8	28.615	117.5	1:27.207	15 -	29.369	78.9	39.439	83.9	In		1:49.997 P
8 -	25.689	117.7	33.136	111.7	28.689	117.5	1:27.514								
41	Michael LEONARD				KB Motorsport										
1 -	115.3	34.563	111.5	28.822	117.9	1:37.629	10 -	25.863	120.1	33.407	111.8	28.329	117.7	1:27.599	
2 -	25.723	118.6	33.464	111.7	28.584	117.5	1:27.771	11 -	25.690	121.6	32.881	111.7	28.510	117.5	1:27.081
3 -	25.922	115.5	33.095	111.8	28.388	117.7	1:27.405	12 -	25.698	122.0	32.819	111.8	28.473	117.3	1:26.990
4 -	25.536	121.4	33.189	112.4	28.568	116.9	1:27.293	13 -	25.534	121.1	34.211	111.7	29.276	117.3	1:29.021
5 -	25.357	119.4	32.844	112.4	28.333	117.7	1:26.534	14 -	25.698	124.0	37.054	110.2	29.332	116.5	1:32.084
6 -	25.345	120.3	32.971	111.8	28.690	117.7	1:27.006	15 -	25.599	110.9	33.302	110.9	28.601	117.5	1:27.502
7 -	25.837	114.5	33.561	112.2	28.712	117.7	1:28.110	16 -	26.743	114.1	33.452	111.1	29.143	116.5	1:29.338
8 -	25.355	121.1	33.374	108.6	28.878	117.9	1:27.607	17 -	25.761	116.3	33.739	111.1	28.614	116.9	1:28.114
9 -	25.368	119.6	33.119	112.2	28.606	117.7	1:27.093	18 -	25.556	119.2	33.203	111.5	28.858	118.1	1:27.617
42	Graeme MUNDY				Rss Performance										
1 -	110.7	34.944	109.5	29.033	116.1	1:38.482	10 -	26.201	117.7	34.026	110.2	29.221	116.1	1:29.448	
2 -	26.131	111.7	34.147	109.8	28.957	115.3	1:29.235	11 -	26.164	118.4	33.858	110.4	29.055	116.1	1:29.077
3 -	26.367	116.7	33.882	110.2	29.271	116.3	1:29.520	12 -	26.653	115.3	33.927	110.2	29.510	116.3	1:30.090
4 -	26.295	118.1	34.532	110.7	29.068	116.1	1:29.895	13 -	26.659	116.7	34.479	107.9	29.410	116.3	1:30.548
5 -	26.126	119.6	33.977	110.6	29.181	116.5	1:29.284	14 -	26.315	118.8	33.884	110.6	29.557	116.5	1:29.756
6 -	26.019	116.9	34.485	110.4	29.091	116.5	1:29.595	15 -	26.284	121.8	33.855	110.4	29.241	116.9	1:29.380
7 -	26.237	117.5	33.956	109.7	29.063	116.7	1:29.256	16 -	26.602	117.1	34.105	107.4	29.449	116.5	1:30.156
8 -	25.996	121.6	33.966	110.2	29.214	116.5	1:29.176	17 -	26.523	116.9	33.887	110.2	29.472	115.7	1:29.882
9 -	26.235	117.9	33.964	110.4	29.647	116.5	1:29.846	18 -	26.473	118.6	34.124	110.0	29.391	117.5	1:29.988

Oulton Park Island
Circuit Length = 2.2260 miles
Start: 15:29 End: 15:56

Weather / Track : Bright / Dry

Porsche Carrera Cup Great Britain
ROUND 13 - SECTOR ANALYSIS

43		Jake ROSENZWEIG				Geek Squad									
1 -	109.1	34.159	111.3	28.735	119.4	1:37.203	10 -	25.425	115.1	33.001	112.8	28.139	118.4	1:26.565	
2 -	25.844	112.6	33.227	112.6	28.944	118.6	1:28.015	11 -	25.179	116.9	32.800	112.2	28.309	118.6	1:26.288
3 -	25.518	110.2	32.992	109.8	28.272	119.0	1:26.782	12 -	25.011	116.5	32.776	113.0	28.343	118.6	1:26.130
4 -	25.225	114.7	32.773	112.6	27.974	119.0	1:25.972	13 -	25.081	117.5	32.921	113.2	28.172	118.8	1:26.174
5 -	25.107	117.3	32.834	108.9	28.440	119.0	1:26.381	14 -	25.301	114.7	32.855	112.8	28.117	119.4	1:26.273
6 -	25.480	109.5	33.338	110.9	28.034	118.8	1:26.852	15 -	25.203	116.7	33.038	112.8	28.112	119.2	1:26.353
7 -	24.984	119.6	32.945	112.4	28.036	119.2	1:25.965	16 -	25.244	114.9	33.526	111.5	28.190	119.4	1:26.960
8 -	25.102	112.2	33.023	110.9	29.366	113.7	1:27.491	17 -	25.148	121.4	32.860	112.6	28.190	119.2	1:26.198
9 -	25.324	120.5	32.946	111.7	28.376	118.1	1:26.646	18 -	25.024	122.2	32.893	112.8	28.423	119.0	1:26.340
44		Michael CAINE				Team Parker Racing									
1 -	116.9	32.942	112.8	28.025	119.0	1:31.100	10 -	25.067	122.7	32.469	113.6	27.986	118.6	1:25.522	
2 -	25.062	121.6	32.490	113.7	27.890	118.6	1:25.442	11 -	24.946	123.1	32.440	113.6	28.045	119.0	1:25.431
3 -	25.152	120.9	32.408	113.6	28.095	118.6	1:25.655	12 -	24.894	123.4	32.377	113.4	28.138	118.6	1:25.409
4 -	25.071	122.9	32.342	113.0	28.062	118.6	1:25.475	13 -	24.970	122.7	32.470	112.8	28.028	119.0	1:25.468
5 -	24.978	124.5	32.187	113.0	27.994	118.6	1:25.159	14 -	24.958	120.7	32.369	113.4	28.151	119.2	1:25.478
6 -	24.864	123.4	32.148	113.4	27.825	118.8	1:24.837	15 -	25.012	122.0	32.390	113.4	28.092	118.8	1:25.494
7 -	24.884	125.2	32.387	113.4	27.986	119.0	1:25.257	16 -	25.089	122.9	32.331	113.4	28.323	118.8	1:25.743
8 -	24.923	123.6	32.098	113.2	28.035	118.6	1:25.056	17 -	24.950	122.2	32.453	113.0	28.117	118.1	1:25.520
9 -	24.887	122.7	32.117	113.7	27.938	118.6	1:24.942	18 -	25.037	122.5	32.335	113.0	28.125	114.3	1:25.497
45		Ed PEAD				Porsche Motorsport									
1 -	116.3	34.303	111.5	28.559	118.1	1:35.739	7 -	25.196	121.4	32.780	112.0	28.315	117.5	1:26.291	
2 -	25.523	120.1	33.058	112.0	28.268	118.1	1:26.849	8 -	25.310	120.1	33.072	110.7	28.777	116.7	1:27.159
3 -	25.374	120.5	32.985	111.8	28.475	118.4	1:26.834	9 -	25.280	125.0	33.350	110.6	28.973	117.3	1:27.603
4 -	25.436	119.8	33.027	111.1	28.471	117.9	1:26.934	10 -	25.853	119.0	33.572	111.7	28.607	117.7	1:28.032
5 -	25.203	120.9	33.233	110.6	28.387	118.1	1:26.823	11 -	25.509	120.7	33.344	111.5	28.528	117.1	1:27.381
6 -	25.319	124.5	33.608	111.7	28.339	117.5	1:27.266	12 -	25.325	119.4	33.289	110.9	28.671	117.3	1:27.285
60		Paul O'NEILL				Porsche Motorsport									
1 -	116.3	34.432	112.8	28.506	118.1	1:35.282	10 -	25.027	122.7	33.647	111.5	28.286	117.7	1:26.960	
2 -	25.282	117.3	33.113	112.6	28.319	118.6	1:26.714	11 -	24.899	124.0	33.017	111.8	28.332	117.3	1:26.248
3 -	25.117	114.5	34.245	112.4	28.494	118.4	1:27.856	12 -	25.421	118.4	32.931	113.0	28.484	116.9	1:26.836
4 -	25.205	118.6	32.975	112.8	28.730	118.1	1:26.910	13 -	25.293	121.6	32.842	111.5	28.365	117.9	1:26.500
5 -	25.150	119.6	33.146	113.0	28.518	117.5	1:26.814	14 -	25.638	122.2	33.485	112.2	28.228	118.4	1:27.351
6 -	25.175	116.5	32.826	113.2	28.065	117.9	1:26.066	15 -	25.039	123.1	32.949	113.2	28.373	118.4	1:26.361
7 -	24.793	122.0	32.393	113.4	28.488	118.6	1:25.674	16 -	24.977	122.0	32.853	112.2	28.319	118.4	1:26.149
8 -	24.879	122.9	32.821	111.5	28.421	117.9	1:26.121	17 -	25.144	120.3	32.734	111.8	28.245	117.7	1:26.123
9 -	25.051	117.5	32.833	112.8	28.433	118.4	1:26.317	18 -	24.920	122.5	33.445	111.7	28.598	116.1	1:26.963

Porsche Carrera Cup Great Britain
ROUND 13 - SPEED TRAPS

SECTOR 1				SECTOR 2			FINISH LINE			
POS	NO	NAME	MPH	NO	NAME	MPH	NO	NAME	MPH	
1	5	Sam HANCOCK	126.1	2	Tim HARVEY	113.9	2	Tim HARVEY	120.1	
2	6	Phil QUAIFE	125.7	44	Michael CAINE	113.7	43	Jake ROSENZWEIG	119.4	
3	7	Charles BATEMAN	125.4	8	Tim BRIDGMAN	113.6	6	Phil QUAIFE	119.2	
4	44	Michael CAINE	125.2	10	Pippa MANN	113.6	7	Charles BATEMAN	119.2	
5	45	Ed PEAD	125.0	12	Alex MORTIMER	113.6	44	Michael CAINE	119.2	
6	2	Tim HARVEY	124.7	7	Charles BATEMAN	113.4	12	Alex MORTIMER	119.0	
7	8	Tim BRIDGMAN	124.7	60	Paul O'NEILL	113.4	5	Sam HANCOCK	118.8	
8	15	Nigel RICE	124.7	6	Phil QUAIFE	113.2	15	Nigel RICE	118.8	
9	12	Alex MORTIMER	124.3	15	Nigel RICE	113.2	40	Karl LEONARD	118.8	
10	41	Michael LEONARD	124.0	43	Jake ROSENZWEIG	113.2	10	Pippa MANN	118.6	
11	60	Paul O'NEILL	124.0	5	Sam HANCOCK	113.0	60	Paul O'NEILL	118.6	
12	10	Pippa MANN	123.6	40	Karl LEONARD	112.8	34	Tony GILHAM	118.4	
13	34	Tony GILHAM	123.1	41	Michael LEONARD	112.4	45	Ed PEAD	118.4	
14	40	Karl LEONARD	122.5	34	Tony GILHAM	112.2	41	Michael LEONARD	118.1	
15	43	Jake ROSENZWEIG	122.2	45	Ed PEAD	112.0	42	Graeme MUNDY	117.5	
16	42	Graeme MUNDY	121.8	42	Graeme MUNDY	110.7				

Porsche Carrera Cup Great Britain

ROUND 13 - BEST SECTOR TIMES

SECTOR 1			SECTOR 2			SECTOR 3			IDEAL / BEST COMPARISON						
POS	NO	NAME	TIME	NO	NAME	TIME	NO	NAME	TIME	POS	NO	NAME	IDEAL	BEST	DIFF
1	2	HARVEY	24.783	2	HARVEY	32.082	44	CAINE	27.825	1	2	HARVEY	1:24.780	1:24.919	0.139
2	60	O'NEILL	24.793	44	CAINE	32.098	8	BRIDGMAN	27.852	2	44	CAINE	1:24.787	1:24.837	0.050
3	7	BATEMAN	24.823	5	HANCOCK	32.147	5	HANCOCK	27.883	3	5	HANCOCK	1:24.861	1:24.914	0.053
4	5	HANCOCK	24.831	8	BRIDGMAN	32.340	2	HARVEY	27.915	4	8	BRIDGMAN	1:25.076	1:25.124	0.048
5	44	CAINE	24.864	7	BATEMAN	32.355	7	BATEMAN	27.925	5	7	BATEMAN	1:25.103	1:25.363	0.260
6	8	BRIDGMAN	24.884	6	QUAIFE	32.389	43	ROSENZWEIG	27.974	6	60	O'NEILL	1:25.251	1:25.674	0.423
7	43	ROSENZWEIG	24.984	60	O'NEILL	32.393	6	QUAIFE	28.034	7	6	QUAIFE	1:25.717	1:25.820	0.103
8	15	RICE	25.037	15	RICE	32.466	60	O'NEILL	28.065	8	43	ROSENZWEIG	1:25.731	1:25.965	0.234
9	45	PEAD	25.196	12	MORTIMER	32.563	12	MORTIMER	28.262	9	15	RICE	1:25.814	1:26.082	0.268
10	40	LEONARD	25.228	43	ROSENZWEIG	32.773	45	PEAD	28.268	10	12	MORTIMER	1:26.057	1:26.185	0.128
11	12	MORTIMER	25.232	45	PEAD	32.780	15	RICE	28.311	11	45	PEAD	1:26.244	1:26.291	0.047
12	10	MANN	25.254	34	GILHAM	32.807	41	LEONARD	28.329	12	41	LEONARD	1:26.493	1:26.534	0.041
13	6	QUAIFE	25.294	40	LEONARD	32.818	34	GILHAM	28.380	13	34	GILHAM	1:26.542	1:26.771	0.229
14	41	LEONARD	25.345	41	LEONARD	32.819	40	LEONARD	28.496	14	40	LEONARD	1:26.542	1:26.708	0.166
15	34	GILHAM	25.355	10	MANN	32.845	10	MANN	28.593	15	10	MANN	1:26.692	1:27.031	0.339
16	42	MUNDY	25.996	42	MUNDY	33.855	42	MUNDY	28.957	16	42	MUNDY	1:28.808	1:29.077	0.269
												Perfect Lap		1:24.690	

Porsche Carrera Cup Great Britain
ROUND 13 - LAP CHART

Lap 1			Lap 2			Lap 3			Lap 4			Lap 5		
No	Behind	Laptime	No	Behind	Laptime	No	Behind	Laptime	No	Behind	Laptime	No	Behind	Laptime
44		1:31.100	44		1:25.442	44		1:25.655	44		1:25.475	44		1:25.159
2	1.131	1:32.231	2	1.543	1:25.854	2	1.365	1:25.477	2	1.084	1:25.194	2	1.289	1:25.364
5	1.371	1:32.471	5	1.938	1:26.009	5	1.731	1:25.448	5	1.521	1:25.265	5	1.600	1:25.238
8	1.733	1:32.833	8	2.392	1:26.101	8	2.274	1:25.537	8	2.161	1:25.362	8	2.126	1:25.124
7	2.529	1:33.629	7	3.311	1:26.224	7	3.407	1:25.751	7	3.515	1:25.583	7	3.719	1:25.363
15	3.453	1:34.553	15	4.419	1:26.408	6	6.028	1:26.879	6	6.373	1:25.820	6	7.272	1:26.058
6	3.759	1:34.859	6	4.804	1:26.487	15	6.861	1:28.097	15	8.281	1:26.895	15	9.381	1:26.259
60	4.182	1:35.282	60	5.454	1:26.714	45	7.225	1:26.834	45	8.684	1:26.934	45	10.348	1:26.823
45	4.639	1:35.739	45	6.046	1:26.849	60	7.655	1:27.856	60	9.090	1:26.910	60	10.745	1:26.814
40	5.282	1:36.382	40	6.548	1:26.708	40	8.020	1:27.127	40	9.312	1:26.767	40	11.299	1:27.146
34	5.820	1:36.920	34	8.170	1:27.792	43	9.803	1:26.782	43	10.300	1:25.972	43	11.522	1:26.381
43	6.103	1:37.203	43	8.676	1:28.015	34	9.966	1:27.451	34	11.594	1:27.103	34	13.206	1:26.771
41	6.529	1:37.629	41	8.858	1:27.771	41	10.608	1:27.405	41	12.426	1:27.293	41	13.801	1:26.534
42	7.382	1:38.482	42	11.175	1:29.235	42	15.040	1:29.520	12	18.104	1:27.694	12	19.154	1:26.209
12	12.836	1:43.936	12	14.625	1:27.231	12	15.885	1:26.915	42	19.460	1:29.895	42	23.585	1:29.284
10	15.376	1:46.476	10	17.938	1:28.004	10	19.616	1:27.333	10	21.643	1:27.502	10	24.118	1:27.634

Porsche Carrera Cup Great Britain
ROUND 13 - LAP CHART

Lap 6			Lap 7			Lap 8			Lap 9			Lap 10		
No	Behind	Laptime	No	Behind	Laptime	No	Behind	Laptime	No	Behind	Laptime	No	Behind	Laptime
44		1:24.837	44		1:25.257	44		1:25.056	44		1:24.942	44		1:25.522
2	1.371	1:24.919	2	1.436	1:25.322	2	1.604	1:25.224	2	1.878	1:25.216	2	1.926	1:25.570
5	2.106	1:25.343	8	2.626	1:25.352	8	2.703	1:25.133	8	3.220	1:25.459	8	3.416	1:25.718
8	2.531	1:25.242	5	3.743	1:26.894	5	3.865	1:25.178	5	3.837	1:24.914	5	3.708	1:25.393
7	4.372	1:25.490	7	5.031	1:25.916	7	6.109	1:26.134	7	7.263	1:26.096	7	7.826	1:26.085
6	8.614	1:26.179	6	9.826	1:26.469	6	11.316	1:26.546	6	12.748	1:26.374	6	14.079	1:26.853
15	11.013	1:26.469	15	11.996	1:26.240	15	13.022	1:26.082	60	14.831	1:26.317	60	16.269	1:26.960
60	11.974	1:26.066	60	12.391	1:25.674	60	13.456	1:26.121	15	14.998	1:26.918	15	16.835	1:27.359
45	12.777	1:27.266	45	13.811	1:26.291	45	15.914	1:27.159	43	18.384	1:26.646	43	19.427	1:26.565
43	13.537	1:26.852	43	14.245	1:25.965	43	16.680	1:27.491	45	18.575	1:27.603	45	21.085	1:28.032
40	15.026	1:28.564	40	16.976	1:27.207	40	19.434	1:27.514	40	22.981	1:28.489	34	25.070	1:27.488
34	15.457	1:27.088	34	18.029	1:27.829	34	20.003	1:27.030	34	23.104	1:28.043	41	25.602	1:27.599
41	15.970	1:27.006	41	18.823	1:28.110	41	21.374	1:27.607	41	23.525	1:27.093	12	27.101	1:28.350
12	20.748	1:26.431	12	21.676	1:26.185	12	22.885	1:26.265	12	24.273	1:26.330	40	27.465	1:30.006
10	27.060	1:27.779	10	28.900	1:27.097	10	30.976	1:27.132	10	33.065	1:27.031	10	34.853	1:27.310
42	28.343	1:29.595	42	32.342	1:29.256	42	36.462	1:29.176	42	41.366	1:29.846	42	45.292	1:29.448

Porsche Carrera Cup Great Britain
ROUND 13 - LAP CHART

Lap 11			Lap 12			Lap 13			Lap 14			Lap 15		
No	Behind	Laptime	No	Behind	Laptime	No	Behind	Laptime	No	Behind	Laptime	No	Behind	Laptime
44		1:25.431	44		1:25.409	44		1:25.468	44		1:25.478	44		1:25.494
2	2.138	1:25.643	2	2.398	1:25.669	2	2.605	1:25.675	2	2.748	1:25.621	2	3.293	1:26.039
8	4.959	1:26.974	8	7.976	1:28.426	8	9.343	1:26.835	8	10.604	1:26.739	8	11.612	1:26.502
5	5.011	1:26.734	5	8.248	1:28.646	5	9.537	1:26.757	5	10.915	1:26.856	5	11.905	1:26.484
7	8.557	1:26.162	7	9.689	1:26.541	7	10.913	1:26.692	7	11.598	1:26.163	7	13.422	1:27.318
6	16.552	1:27.904	60	18.513	1:26.836	60	19.545	1:26.500	60	21.418	1:27.351	60	22.285	1:26.361
60	17.086	1:26.248	6	18.569	1:27.426	6	20.019	1:26.918	6	21.967	1:27.426	6	22.902	1:26.429
15	18.278	1:26.874	15	20.298	1:27.429	43	21.711	1:26.174	43	22.506	1:26.273	43	23.365	1:26.353
43	20.284	1:26.288	43	21.005	1:26.130	15	25.844	1:31.014	15	27.613	1:27.247	15	28.786	1:26.667
45	23.035	1:27.381	45	24.911	1:27.285	34	30.512	1:27.660	34	32.337	1:27.303	34	33.989	1:27.146
34	26.750	1:27.111	34	28.320	1:26.979	12	32.070	1:28.089	12	33.260	1:26.668	12	34.547	1:26.781
41	27.252	1:27.081	41	28.833	1:26.990	41	32.386	1:29.021	41	38.992	1:32.084	41	41.000	1:27.502
12	28.247	1:26.577	12	29.449	1:26.611	40	40.148	1:29.822	40	42.746	1:28.076	10	45.228	1:27.433
40	31.711	1:29.677	40	35.794	1:29.492	10	41.059	1:27.628	10	43.289	1:27.708	42	1:06.863	1:29.380
10	36.599	1:27.177	10	38.899	1:27.709	42	58.699	1:30.548	42	1:02.977	1:29.756	40	1:07.249	1:49.997
42	48.938	1:29.077	42	53.619	1:30.090									

Porsche Carrera Cup Great Britain
ROUND 13 - LAP CHART

Lap 16			Lap 17			Lap 18		
No	Behind	Laptime	No	Behind	Laptime	No	Behind	Laptime
44		1:25.743	44		1:25.520	44		1:25.497
2	3.358	1:25.808	2	3.921	1:26.083	2	4.942	1:26.518
8	12.212	1:26.343	8	13.008	1:26.316	8	14.828	1:27.317
5	12.530	1:26.368	5	13.333	1:26.323	5	15.121	1:27.285
7	14.185	1:26.506	7	14.662	1:25.997	7	15.836	1:26.671
60	22.691	1:26.149	60	23.294	1:26.123	60	24.760	1:26.963
6	23.492	1:26.333	6	24.647	1:26.675	6	25.845	1:26.695
43	24.582	1:26.960	43	25.260	1:26.198	43	26.103	1:26.340
15	30.189	1:27.146	15	32.064	1:27.395	15	33.926	1:27.359
34	35.132	1:26.886	34	36.501	1:26.889	34	39.500	1:28.496
12	35.457	1:26.653	12	37.158	1:27.221	12	39.501	1:27.840
41	44.595	1:29.338	41	47.189	1:28.114	41	49.309	1:27.617
10	1:03.905	1:44.420	42	1:15.638	1:29.882	42	1:20.129	1:29.988
42	1:11.276	1:30.156						

Porsche Carrera Cup Great Britain

ROUND 13 - POSITION CHART

No	Name	Laps Pos	1	2	3	4	5	6	7	8	9	10	11	12	13	14	15	16	17	18	
			44	CAINE	1	44	44	44	44	44	44	44	44	44	44	44	44	44	44	44	44
2	HARVEY	2	2	2	2	2	2	2	2	2	2	2	2	2	2	2	2	2	2	2	2
5	HANCOCK	3	5	5	5	5	5	5	8	8	8	8	8	8	8	8	8	8	8	8	8
8	BRIDGMAN	4	8	8	8	8	8	8	5	5	5	5	5	5	5	5	5	5	5	5	5
7	BATEMAN	5	7	7	7	7	7	7	7	7	7	7	7	7	7	7	7	7	7	7	7
15	RICE	6	15	15	6	6	6	6	6	6	6	6	6	60	60	60	60	60	60	60	60
6	QUAIFE	7	6	6	15	15	15	15	15	15	15	60	60	60	6	6	6	6	6	6	6
60	O'NEILL	8	60	60	45	45	45	60	60	60	15	15	15	15	43	43	43	43	43	43	43
45	PEAD	9	45	45	60	60	60	45	45	45	43	43	43	43	15	15	15	15	15	15	15
40	LEONARD	10	40	40	40	40	40	43	43	43	45	45	45	45	34	34	34	34	34	34	34
34	GILHAM	11	34	34	43	43	43	40	40	40	40	34	34	34	12	12	12	12	12	12	12
43	ROSENZWEIG	12	43	43	34	34	34	34	34	34	34	41	41	41	41	41	41	41	41	41	41
41	LEONARD	13	41	41	41	41	41	41	41	41	41	12	12	12	40	40	10	10	42	42	42
42	MUNDY	14	42	42	42	12	12	12	12	12	12	40	40	40	10	10	42	42			
12	MORTIMER	15	12	12	12	42	42	10	10	10	10	10	10	10	42	42	40				
10	MANN	16	10	10	10	10	10	42	42	42	42	42	42	42	42						

Porsche Carrera Cup Great Britain

ROUND 14 - CLASSIFICATION

POS	NO	CL	NAME	NAT	ENTRY	LAPS	TIME	GAP	DIFF	MPH	BEST	ON
1	44	P	Michael CAINE	GBR	Team Parker Racing	18	25:41.214			93.59	1:24.858	6
2	8	P	Tim BRIDGMAN	GBR	Team Parker Racing	18	25:43.224	2.010	2.010	93.46	1:24.882	6
3	2	P	Tim HARVEY	GBR	Red Line Racing	18	25:49.206	7.992	5.982	93.10	1:24.953	5
4	7	P	Charles BATEMAN	GBR	Team Parker Racing	18	25:54.740	13.526	5.534	92.77	1:25.439	11
5	45	A2	Ed PEAD	GBR	Porsche Motorsport	18	26:00.977	19.763	6.237	92.40	1:25.516	5
6	15	A1	Nigel RICE	GBR	Red Line Racing	18	26:04.406	23.192	3.429	92.20	1:25.754	5
7	40	A2	Karl LEONARD	IRL	Rss Performance	18	26:17.734	36.520	13.328	91.42	1:26.073	7
8	34	A1	Tony GILHAM	GBR	ReDesign Racing	18	26:20.377	39.163	2.643	91.27	1:26.112	6
9	43	P	Jake ROSENZWEIG	USA	Geek Squad	18	26:21.273	40.059	0.896	91.22	1:25.153	2
10	78	A2	Glynn GEDDIE	GBR	Parr Motorsport	18	26:30.338	49.124	9.065	90.70	1:25.953	4
11	10	P	Pippa MANN	GBR	Team Eurotech	18	26:35.787	54.573	5.449	90.39	1:26.753	14
12	42	A2	Graeme MUNDY	GBR	Rss Performance	18	26:48.511	1:07.297	12.724	89.67	1:26.790	6
13	6	P	Phil QUAIFFE	GBR	Jota	17	25:47.490	1 lap	1 lap	88.03	1:25.672	5
NOT CLASSIFIED												
DNF	5	P	Sam HANCOCK	GBR	Jota	14	20:00.391	4 laps	3 laps	93.46	1:24.871	7
DNF	60	P	Paul O'NEILL	GBR	Porsche Motorsport	13	19:00.444	5 laps	1 lap	91.34	1:25.496	2
DNF	41	A2	Michael LEONARD	IRL	KB Motorsport	7	11:11.889	11 laps	6 laps	83.48	1:26.454	6
FASTEST LAP												
44	P	Michael CAINE	GBR	Team Parker Racing	6	1:24.858		94.43 mph		151.97 kph		
15	A1	Nigel RICE	GBR	Red Line Racing	5	1:25.754		93.44 mph		150.39 kph		
45	A2	Ed PEAD	GBR	Porsche Motorsport	5	1:25.516		93.70 mph		150.80 kph		

Weather / Track : Sunny / Dry

These results are provisional until the conclusion of any judicial and technical matters.

Oulton Park Island
Circuit Length = 2.2260 miles
Start: 14:15 End: 14:42

Clerk of Course :	Timekeeper :
-------------------	--------------

Porsche Carrera Cup Great Britain

ROUND 14 - SECTOR ANALYSIS

2	Tim HARVEY				Red Line Racing										
1 -	120.9	32.881	114.1	27.867	119.4	1:31.172	10 -	24.829	122.2	32.628	113.2	27.989	119.2	1:25.446	
2 -	24.903	119.2	32.812	113.7	28.044	119.6	1:25.759	11 -	24.960	121.4	32.979	111.8	28.094	118.8	1:26.033
3 -	24.736	124.7	32.370	113.9	28.110	119.4	1:25.216	12 -	24.800	120.5	32.780	113.7	28.080	119.2	1:25.660
4 -	24.818	123.6	32.408	114.1	27.871	119.4	1:25.097	13 -	24.789	123.6	32.628	114.1	28.944	118.8	1:26.361
5 -	24.757	123.1	32.316	113.6	27.880	119.2	1:24.953	14 -	24.809	121.1	32.828	113.7	27.972	119.2	1:25.609
6 -	24.754	124.7	32.554	113.7	27.923	119.0	1:25.231	15 -	25.134	120.7	32.768	113.7	28.255	119.0	1:26.157
7 -	24.700	123.1	32.537	113.9	27.805	119.2	1:25.042	16 -	25.071	121.6	32.734	113.4	28.234	119.2	1:26.039
8 -	24.694	125.2	32.701	113.4	27.799	119.6	1:25.194	17 -	25.176	116.9	33.318	113.0	28.582	118.8	1:27.076
9 -	24.974	123.4	33.062	112.6	27.952	119.4	1:25.988	18 -	25.396	116.9	32.966	113.6	28.811	108.8	1:27.173
5	Sam HANCOCK				Jota										
1 -	121.8	33.114	112.8	27.883	117.9	1:30.844	8 -	24.917	126.1	32.299	113.0	28.086	117.7	1:25.302	
2 -	24.910	123.4	32.700	112.8	27.793	117.9	1:25.403	9 -	24.905	126.1	32.672	111.5	27.916	118.1	1:25.493
3 -	24.974	126.4	32.562	112.2	28.103	117.5	1:25.639	10 -	24.815	125.9	32.419	112.8	28.076	118.1	1:25.310
4 -	24.759	125.9	32.320	111.8	27.924	117.3	1:25.003	11 -	24.947	125.4	32.414	113.0	28.143	117.7	1:25.504
5 -	24.868	125.4	32.268	113.0	27.848	118.1	1:24.984	12 -	24.876	126.6	32.611	113.0	28.206	117.9	1:25.693
6 -	24.841	125.7	32.271	113.0	27.945	118.1	1:25.057	13 -	24.886	126.1	32.544	111.5	28.087	118.4	1:25.517
7 -	24.779	126.4	32.290	113.4	27.802	118.1	1:24.871	14 -	24.844	125.9	32.538	113.4	28.389	116.3	1:25.771
6	Phil QUAIFE				Jota										
1 -	120.3	34.305	110.9	28.229	118.4	1:34.249	10 -	25.386	121.8	32.605	112.0	28.145	117.7	1:26.136	
2 -	25.144	125.0	32.632	112.4	28.008	118.1	1:25.784	11 -	25.283	124.3	32.885	111.3	28.211	118.4	1:26.379
3 -	25.133	125.0	32.567	112.4	28.076	117.9	1:25.776	12 -	25.241	124.7	32.743	112.2	28.141	118.1	1:26.125
4 -	25.220	125.0	32.562	112.6	28.154	118.4	1:25.936	13 -	25.224	125.9	33.070	113.0	28.280	118.1	1:26.574
5 -	25.102	125.4	32.454	112.8	28.116	118.1	1:25.672	14 -	25.393	124.5	32.859	112.4	28.194	117.9	1:26.446
6 -	25.121	125.0	32.996	112.6	28.075	118.1	1:26.192	15 -	25.473	121.4	39.978	58.4	In		1:51.106 P
7 -	25.193	123.8	32.558	112.4	28.198	118.1	1:25.949	16 -	Out	116.9	36.007	102.9	29.892	116.9	2:14.675
8 -	25.133	125.7	32.749	111.7	28.001	118.4	1:25.883	17 -	26.314	120.9	33.362	112.8	28.660	117.7	1:28.336
9 -	25.191	123.8	32.902	112.0	28.179	118.1	1:26.272								
7	Charles BATEMAN				Team Parker Racing										
1 -	120.7	33.303	112.2	28.213	118.4	1:32.219	10 -	24.826	125.4	32.950	111.8	28.282	118.4	1:26.058	
2 -	25.024	122.2	32.622	113.2	27.982	119.0	1:25.628	11 -	24.820	125.4	32.598	113.7	28.021	118.1	1:25.439
3 -	24.925	125.7	32.494	112.4	28.092	118.6	1:25.511	12 -	25.003	123.4	32.568	113.7	28.122	118.4	1:25.693
4 -	24.949	125.2	32.661	112.0	27.959	117.9	1:25.569	13 -	25.165	126.1	32.899	113.6	28.153	118.1	1:26.217
5 -	24.922	125.7	33.458	109.3	28.292	118.8	1:26.672	14 -	25.057	125.4	32.527	112.6	28.629	118.4	1:26.213
6 -	25.255	122.2	32.589	111.5	28.293	117.5	1:26.137	15 -	25.549	122.7	33.080	112.8	28.201	118.8	1:26.830
7 -	25.051	125.9	33.156	112.8	28.147	118.6	1:26.354	16 -	25.096	121.4	32.693	113.4	28.173	118.8	1:25.962
8 -	25.285	123.6	32.740	112.6	28.030	118.8	1:26.055	17 -	25.054	122.7	32.920	113.4	28.241	118.6	1:26.215
9 -	25.040	124.7	32.956	112.8	27.875	118.8	1:25.871	18 -	25.103	123.1	32.765	113.6	28.229	118.8	1:26.097
8	Tim BRIDGMAN				Team Parker Racing										
1 -	121.4	32.944	112.6	27.974		1:30.546	10 -	24.975	125.0	32.509	112.8	27.949		1:25.433	
2 -	25.000	123.8	32.551	113.0	27.834		1:25.385	11 -	24.809	122.9	32.778	111.5	28.170		1:25.757
3 -	24.966	125.2	32.444	113.0	27.861		1:25.271	12 -	24.929	124.3	32.638	112.8	28.068		1:25.635
4 -	24.762	125.0	32.393	113.2	27.808		1:24.963	13 -	24.978	125.0	32.456	112.8	28.184		1:25.618
5 -	24.817	124.3	32.328	112.8	27.799		1:24.944	14 -	24.895	124.5	32.540	112.8	28.023		1:25.458
6 -	24.802	125.0	32.301	113.6	27.779		1:24.882	15 -	24.869	124.0	32.579	112.6	28.149		1:25.597
7 -	24.758	124.5	32.353	113.2	27.846		1:24.957	16 -	25.053	124.5	32.656	113.0	28.085		1:25.794
8 -	24.886	123.6	32.492	113.0	27.872		1:25.250	17 -	25.156	125.0	32.961	112.4	28.193		1:26.310
9 -	24.782	123.6	32.673	112.6	27.925		1:25.380	18 -	25.028	123.6	32.643	113.2	28.373	116.7	1:26.044
10	Pippa MANN				Team Eurotech										
1 -	110.7	35.051	110.4	29.145	117.5	1:41.769	10 -	25.392	114.7	33.505	112.4	28.723	118.1	1:27.620	
2 -	26.675	110.0	34.917	111.3	29.056	115.9	1:30.648	11 -	25.618	124.0	32.892	113.4	28.586	118.1	1:27.096
3 -	26.814	115.1	33.499	113.0	28.935	118.1	1:29.248	12 -	25.241	123.4	33.170	113.4	28.758	117.5	1:27.169
4 -	25.931	118.1	33.644	112.0	28.808	117.5	1:28.383	13 -	25.282	121.8	33.182	113.2	28.539	117.9	1:27.003
5 -	26.009	118.6	33.511	113.6	28.637	118.1	1:28.157	14 -	25.299	124.5	32.939	113.4	28.515	118.1	1:26.753
6 -	25.426	123.4	33.613	113.0	28.870	117.5	1:27.909	15 -	25.449	112.4	33.694	112.2	28.742	117.9	1:27.885
7 -	26.062	122.2	33.374	113.0	28.671	118.1	1:28.107	16 -	25.472	120.5	33.401	111.5	28.683	118.6	1:27.556
8 -	25.298	121.4	33.554	113.2	28.906	117.5	1:27.758	17 -	25.399	124.0	33.156	113.2	28.473	118.4	1:27.028
9 -	25.602	116.1	33.399	113.0	28.600	118.4	1:27.601	18 -	25.571	123.1	33.830	112.2	28.696	117.5	1:28.097

Oulton Park Island
Circuit Length = 2.2260 miles
Start: 14:15 End: 14:42

Weather / Track : Sunny / Dry

Porsche Carrera Cup Great Britain
ROUND 14 - SECTOR ANALYSIS

15	Nigel RICE				Red Line Racing										
1 -	114.5	35.513	111.8	28.341	119.0	1:36.198	10 -	25.138	121.6	32.572	112.8	28.495	118.1	1:26.205	
2 -	25.475	115.3	33.502	112.8	28.233	118.4	1:27.210	11 -	25.287	119.0	32.731	112.8	28.173	117.9	1:26.191
3 -	25.426	121.1	32.634	111.7	28.380	117.7	1:26.440	12 -	24.855	119.4	32.707	113.0	28.563	117.5	1:26.125
4 -	25.212	120.9	32.652	112.4	28.377	117.7	1:26.241	13 -	25.167	122.0	32.953	112.6	28.347	118.4	1:26.467
5 -	25.064	122.7	32.529	112.4	28.161	118.6	1:25.754	14 -	25.030	121.4	32.976	113.0	28.393	118.4	1:26.399
6 -	25.131	122.7	32.620	113.0	28.487	117.3	1:26.238	15 -	25.026	115.3	32.920	112.0	28.446	118.1	1:26.392
7 -	25.167	121.4	32.654	112.6	28.205	118.1	1:26.026	16 -	25.130	118.1	32.789	112.8	28.470	118.1	1:26.389
8 -	25.041	119.8	32.657	112.6	28.265	117.3	1:25.963	17 -	25.267	117.7	33.168	112.8	28.460	117.1	1:26.895
9 -	25.206	123.1	32.849	112.8	28.301	118.4	1:26.356	18 -	25.464	114.9	33.067	112.4	28.386	117.7	1:26.917
34	Tony GILHAM				ReDesign Racing										
1 -	113.7	43.759	109.5	28.592	118.1	1:43.911	10 -	25.317	121.1	33.181	111.1	28.674	117.3	1:27.172	
2 -	25.318	116.5	34.270	110.9	29.144	117.5	1:28.732	11 -	25.402	124.7	33.258	111.5	28.395	117.7	1:27.055
3 -	25.748	122.5	32.886	112.4	28.115	117.9	1:26.749	12 -	25.339	119.8	32.761	112.2	28.353	117.7	1:26.453
4 -	25.433	124.0	32.848	111.7	28.032	118.1	1:26.313	13 -	25.420	121.1	32.997	112.4	28.302	116.9	1:26.719
5 -	25.524	123.6	33.029	111.7	28.171	118.1	1:26.724	14 -	25.273	123.4	33.009	112.4	28.226	117.3	1:26.508
6 -	25.285	123.8	32.629	112.6	28.198	118.1	1:26.112	15 -	25.311	123.1	33.087	111.8	28.214	118.4	1:26.612
7 -	25.459	121.4	32.683	113.0	28.587	118.4	1:26.729	16 -	25.294	124.7	32.615	111.7	28.368	117.9	1:26.277
8 -	25.566	118.6	33.348	113.0	28.434	117.7	1:27.348	17 -	25.205	124.5	33.297	110.7	28.859	116.3	1:27.361
9 -	25.473	123.6	32.621	112.2	28.201	118.1	1:26.295	18 -	25.273	121.1	33.407	110.2	28.627	117.7	1:27.307
40	Karl LEONARD				Rss Performance										
1 -	110.6	35.762	111.1	28.518	119.0	1:37.032	10 -	25.299	117.9	33.433	111.7	28.452	117.5	1:27.184	
2 -	25.573	121.1	33.184	111.1	28.222	118.4	1:26.979	11 -	25.668	120.1	33.401	106.9	28.701	117.5	1:27.770
3 -	25.380	122.5	32.713	112.0	28.087	118.6	1:26.180	12 -	25.593	119.8	33.469	111.5	28.413	117.5	1:27.475
4 -	25.228	120.7	32.970	112.4	28.098	118.6	1:26.296	13 -	25.502	118.1	33.327	112.2	28.586	116.3	1:27.415
5 -	25.186	123.1	32.935	111.8	28.025	118.6	1:26.146	14 -	25.811	118.4	33.185	111.7	28.603	117.1	1:27.599
6 -	25.003	122.2	32.872	113.0	28.357	117.1	1:26.232	15 -	25.573	110.2	33.676	111.7	29.006	117.3	1:28.255
7 -	24.984	120.7	33.055	112.4	28.034	118.4	1:26.073	16 -	26.135	122.2	33.520	110.0	28.649	117.5	1:28.304
8 -	25.185	120.1	32.877	112.4	28.380	117.7	1:26.442	17 -	25.420	117.3	33.183	112.0	28.466	117.5	1:27.069
9 -	25.307	119.4	33.513	110.9	28.589	118.1	1:27.409	18 -	25.463	118.8	33.478	110.7	28.933	113.2	1:27.874
41	Michael LEONARD				KB Motorsport										
1 -	118.4	35.434	111.3	28.399	117.7	1:35.892	5 -	25.609	123.6	32.871	111.5	28.858	117.7	1:27.338	
2 -	25.638	116.7	33.348	112.0	28.312	117.3	1:27.298	6 -	25.328	121.6	32.891	111.8	28.235	117.5	1:26.454
3 -	26.466	108.8	33.540	111.7	28.227	118.4	1:28.233	7 -	58.165	72.9	40.249	91.8	ln	2:19.509 P	
4 -	25.793	119.4	32.943	111.8	28.429	117.9	1:27.165								
42	Graeme MUNDY				Rss Performance										
1 -	107.7	35.249	109.1	28.631	115.1	1:36.797	10 -	25.492	123.4	35.179	109.8	29.147	115.1	1:29.818	
2 -	25.530	119.8	33.917	110.6	28.153	116.5	1:27.600	11 -	25.678	121.8	34.378	109.8	28.926	115.5	1:28.982
3 -	25.535	119.0	33.993	110.2	28.371	116.3	1:27.899	12 -	26.016	120.9	33.281	110.4	28.680	115.9	1:27.977
4 -	25.637	120.9	33.633	110.6	28.552	116.7	1:27.822	13 -	25.831	120.7	45.076	109.5	29.000	114.5	1:39.907
5 -	25.423	120.7	33.311	111.1	28.347	115.9	1:27.081	14 -	25.858	120.5	33.585	110.4	28.859	115.7	1:28.302
6 -	25.424	124.0	33.094	110.7	28.272	116.3	1:26.790	15 -	26.091	109.5	34.119	110.2	29.181	114.3	1:29.391
7 -	25.836	121.4	33.237	111.3	28.380	115.9	1:27.453	16 -	25.938	118.8	33.720	108.9	29.480	115.3	1:29.138
8 -	25.878	120.7	33.451	110.2	28.418	116.3	1:27.747	17 -	26.081	116.1	33.949	108.9	29.042	115.9	1:29.072
9 -	25.608	122.5	33.349	109.7	28.372	116.1	1:27.329	18 -	25.980	115.3	34.405	110.0	29.021	115.5	1:29.406
43	Jake ROSENZWEIG				Geek Squad										
1 -	104.0	33.455	112.4	27.960	118.6	1:48.485	10 -	24.892	119.6	32.658	112.8	27.969	118.6	1:25.519	
2 -	24.926	120.3	32.510	113.2	27.717	118.6	1:25.153	11 -	25.504	117.7	33.546	112.8	28.193	118.6	1:27.243
3 -	25.868	103.9	33.504	112.8	28.351	117.9	1:27.723	12 -	24.998	116.9	33.060	110.2	28.152	118.4	1:26.210
4 -	24.800	116.5	32.728	113.2	27.811	118.8	1:25.339	13 -	25.104	118.6	33.203	113.0	28.179	118.6	1:26.486
5 -	25.206	114.5	33.166	113.2	28.343	118.1	1:26.715	14 -	25.304	118.1	32.942	112.8	28.841	118.4	1:27.087
6 -	25.288	120.1	32.626	113.6	27.718	118.6	1:25.632	15 -	25.210	116.1	33.114	112.6	28.141	118.8	1:26.465
7 -	25.168	114.1	32.889	113.4	27.925	118.1	1:25.982	16 -	24.939	123.6	32.891	112.6	28.114	118.6	1:25.944
8 -	24.971	120.3	32.678	113.4	32.590	118.4	1:30.239	17 -	25.213	116.5	33.107	112.8	29.112	114.7	1:27.432
9 -	25.109	113.6	32.683	113.0	28.112	118.1	1:25.904	18 -	25.056	119.8	34.250	106.5	28.409	118.6	1:27.715
44	Michael CAINE				Team Parker Racing										
1 -	118.8	32.736	113.4	27.950	119.2	1:30.012	10 -	24.768	125.0	32.334	113.4	27.859	118.6	1:24.961	

Oulton Park Island
Circuit Length = 2.2260 miles
Start: 14:15 End: 14:42

Weather / Track : Sunny / Dry

Porsche Carrera Cup Great Britain
ROUND 14 - SECTOR ANALYSIS

2 -	24.954	123.1	32.395	113.7	27.837	118.8	1:25.186	11 -	24.821	124.3	32.556	113.2	27.851	118.1	1:25.228
3 -	24.982	122.2	32.262	113.7	27.736	118.6	1:24.980	12 -	24.994	122.7	32.533	113.4	27.861	118.4	1:25.388
4 -	24.956	123.6	32.424	113.9	27.673	119.0	1:25.053	13 -	24.878	122.7	32.595	112.6	27.947	118.8	1:25.420
5 -	24.885	121.6	32.372	113.2	27.684	118.4	1:24.941	14 -	25.131	122.0	32.740	113.0	27.970	118.1	1:25.841
6 -	24.829	125.0	32.277	113.7	27.752	117.9	1:24.858	15 -	25.059	122.5	32.583	113.4	27.952	118.6	1:25.594
7 -	24.904	123.4	32.312	113.9	27.831	119.0	1:25.047	16 -	24.894	125.0	32.581	113.4	28.080	118.8	1:25.555
8 -	24.943	124.3	32.598	113.4	27.884	118.1	1:25.425	17 -	25.092	121.8	32.856	113.0	28.146	118.8	1:26.094
9 -	24.838	121.6	32.562	111.7	28.003	118.8	1:25.403	18 -	25.215	124.0	32.828	113.4	28.185	115.5	1:26.228
45	Ed PEAD		Porsche Motorsport												
1 -		113.6	34.623	111.5	28.153	118.6	1:35.123	10 -	24.852	120.9	33.255	113.0	28.051	117.9	1:26.158
2 -	25.070	118.8	32.951	113.0	27.966	118.8	1:25.987	11 -	25.025	123.8	32.793	112.8	28.138	118.1	1:25.956
3 -	25.051	120.5	32.877	113.4	27.983	118.6	1:25.911	12 -	25.286	121.6	32.737	113.2	28.234	117.5	1:26.257
4 -	25.201	120.3	32.577	113.0	28.164	118.4	1:25.942	13 -	25.113	123.1	32.842	113.2	28.216	118.4	1:26.171
5 -	25.110	123.4	32.508	113.9	27.898	118.4	1:25.516	14 -	25.273	115.3	33.103	112.4	28.293	117.9	1:26.669
6 -	25.001	122.9	32.922	112.6	28.110	118.8	1:26.033	15 -	25.254	113.6	33.421	111.5	28.207	118.1	1:26.882
7 -	25.109	123.6	32.883	113.6	28.142	118.6	1:26.134	16 -	25.008	124.0	32.929	113.0	28.100	117.9	1:26.037
8 -	24.927	123.1	32.850	112.6	28.342	118.1	1:26.119	17 -	25.274	117.1	33.222	112.6	28.631	116.5	1:27.127
9 -	25.017	121.6	32.806	112.6	28.139	118.8	1:25.962	18 -	25.302	118.8	33.050	113.2	28.641	116.9	1:26.993
60	Paul O'NEILL		Porsche Motorsport												
1 -		116.1	34.386	110.6	28.277	118.1	1:34.864	8 -	24.784	121.1	33.303	110.0	28.157	117.9	1:26.244
2 -	24.855	120.9	32.746	113.2	27.895	118.1	1:25.496	9 -	24.790	122.0	32.737	112.2	28.128	118.8	1:25.655
3 -	25.163	120.7	32.784	112.8	27.910	118.4	1:25.857	10 -	25.107	123.6	36.366	95.6	28.766	117.5	1:30.239
4 -	25.007	119.6	32.583	113.0	28.292	118.6	1:25.882	11 -	24.993	124.0	32.648	112.4	28.289	117.9	1:25.930
5 -	24.930	119.0	32.732	112.2	27.989	118.1	1:25.651	12 -	24.752	123.1	32.663	112.8	29.826	109.5	1:27.241
6 -	24.928	120.9	33.098	112.8	28.057	118.4	1:26.083	13 -	25.356	121.1	32.840	113.0	In		1:35.045 P
7 -	25.188	122.9	33.130	112.4	27.939	118.6	1:26.257								
78	Glynn GEDDIE		Parr Motorsport												
1 -		115.5	34.636	111.3	28.303	117.3	1:35.611	10 -	25.257	119.4	32.831	111.3	28.373	116.7	1:26.461
2 -	25.344	116.9	41.829	110.9	29.469	110.0	1:36.642	11 -	25.347	120.1	33.454	111.3	28.770	117.5	1:27.571
3 -	26.426	119.8	33.162	111.3	28.316	116.7	1:27.904	12 -	26.573	116.9	33.355	111.3	28.188	117.3	1:28.116
4 -	25.185	122.9	32.724	112.2	28.044	117.7	1:25.953	13 -	25.573	119.8	33.317	111.3	28.745	116.7	1:27.635
5 -	25.599	119.2	33.087	111.3	28.466	117.7	1:27.152	14 -	25.165	125.7	33.270	111.3	28.810	117.1	1:27.245
6 -	25.966	111.7	33.671	110.9	28.244	116.7	1:27.881	15 -	25.450	111.8	33.270	110.4	28.974	116.7	1:27.694
7 -	25.396	114.7	33.372	110.9	28.129	117.3	1:26.897	16 -	26.029	108.8	33.555	111.5	28.813	116.5	1:28.397
8 -	25.062	117.1	33.017	112.4	28.826	116.9	1:26.905	17 -	25.720	119.8	33.479	111.1	28.807	116.9	1:28.006
9 -	25.121	123.6	32.647	111.3	28.890	117.1	1:26.658	18 -	25.530	117.7	33.092	110.6	28.988	115.9	1:27.610

Porsche Carrera Cup Great Britain
ROUND 14 - SPEED TRAPS

SECTOR 1				SECTOR 2			FINISH LINE		
POS	NO	NAME	MPH	NO	NAME	MPH	NO	NAME	MPH
1	5	Sam HANCOCK	126.6	2	Tim HARVEY	114.1	2	Tim HARVEY	119.6
2	7	Charles BATEMAN	126.1	44	Michael CAINE	113.9	44	Michael CAINE	119.2
3	6	Phil QUAIFFE	125.9	45	Ed PEAD	113.9	7	Charles BATEMAN	119.0
4	78	Glynn GEDDIE	125.7	7	Charles BATEMAN	113.7	15	Nigel RICE	119.0
5	2	Tim HARVEY	125.2	8	Tim BRIDGMAN	113.6	40	Karl LEONARD	119.0
6	8	Tim BRIDGMAN	125.2	10	Pippa MANN	113.6	43	Jake ROSENZWEIG	118.8
7	44	Michael CAINE	125.0	43	Jake ROSENZWEIG	113.6	45	Ed PEAD	118.8
8	34	Tony GILHAM	124.7	5	Sam HANCOCK	113.4	60	Paul O'NEILL	118.8
9	10	Pippa MANN	124.5	60	Paul O'NEILL	113.2	10	Pippa MANN	118.6
10	42	Graeme MUNDY	124.0	6	Phil QUAIFFE	113.0	5	Sam HANCOCK	118.4
11	45	Ed PEAD	124.0	15	Nigel RICE	113.0	6	Phil QUAIFFE	118.4
12	60	Paul O'NEILL	124.0	34	Tony GILHAM	113.0	34	Tony GILHAM	118.4
13	41	Michael LEONARD	123.6	40	Karl LEONARD	113.0	41	Michael LEONARD	118.4
14	43	Jake ROSENZWEIG	123.6	78	Glynn GEDDIE	112.4	78	Glynn GEDDIE	117.7
15	15	Nigel RICE	123.1	41	Michael LEONARD	112.0	8	Tim BRIDGMAN	116.7
16	40	Karl LEONARD	123.1	42	Graeme MUNDY	111.3	42	Graeme MUNDY	116.7

Porsche Carrera Cup Great Britain

ROUND 14 - BEST SECTOR TIMES

SECTOR 1			SECTOR 2			SECTOR 3			IDEAL / BEST COMPARISON						
POS	NO	NAME	TIME	NO	NAME	TIME	NO	NAME	TIME	POS	NO	NAME	IDEAL	BEST	DIFF
1	2	HARVEY	24.694	44	CAINE	32.262	44	CAINE	27.673	1	44	CAINE	1:24.703	1:24.858	0.155
2	60	O'NEILL	24.752	5	HANCOCK	32.268	43	ROSENZWEIG	27.717	2	2	HARVEY	1:24.809	1:24.953	0.144
3	8	BRIDGMAN	24.758	8	BRIDGMAN	32.301	8	BRIDGMAN	27.779	3	5	HANCOCK	1:24.820	1:24.871	0.051
4	5	HANCOCK	24.759	2	HARVEY	32.316	5	HANCOCK	27.793	4	8	BRIDGMAN	1:24.838	1:24.882	0.044
5	44	CAINE	24.768	6	QUAIFE	32.454	2	HARVEY	27.799	5	43	ROSENZWEIG	1:25.027	1:25.153	0.126
6	43	ROSENZWEIG	24.800	7	BATEMAN	32.494	7	BATEMAN	27.875	6	7	BATEMAN	1:25.189	1:25.439	0.250
7	7	BATEMAN	24.820	45	PEAD	32.508	60	O'NEILL	27.895	7	60	O'NEILL	1:25.230	1:25.496	0.266
8	45	PEAD	24.852	43	ROSENZWEIG	32.510	45	PEAD	27.898	8	45	PEAD	1:25.258	1:25.516	0.258
9	15	RICE	24.855	15	RICE	32.529	6	QUAIFE	28.001	9	15	RICE	1:25.545	1:25.754	0.209
10	40	LEONARD	24.984	60	O'NEILL	32.583	40	LEONARD	28.025	10	6	QUAIFE	1:25.557	1:25.672	0.115
11	78	GEDDIE	25.062	34	GILHAM	32.615	34	GILHAM	28.032	11	40	LEONARD	1:25.722	1:26.073	0.351
12	6	QUAIFE	25.102	78	GEDDIE	32.647	78	GEDDIE	28.044	12	78	GEDDIE	1:25.753	1:25.953	0.200
13	34	GILHAM	25.205	40	LEONARD	32.713	42	MUNDY	28.153	13	34	GILHAM	1:25.852	1:26.112	0.260
14	10	MANN	25.241	41	LEONARD	32.871	15	RICE	28.161	14	41	LEONARD	1:26.426	1:26.454	0.028
15	41	LEONARD	25.328	10	MANN	32.892	41	LEONARD	28.227	15	10	MANN	1:26.606	1:26.753	0.147
16	42	MUNDY	25.423	42	MUNDY	33.094	10	MANN	28.473	16	42	MUNDY	1:26.670	1:26.790	0.120
												Perfect Lap		1:24.629	

Porsche Carrera Cup Great Britain
ROUND 14 - LAP CHART

Lap 1			Lap 2			Lap 3			Lap 4			Lap 5		
No	Behind	Laptime	No	Behind	Laptime	No	Behind	Laptime	No	Behind	Laptime	No	Behind	Laptime
44		1:30.012	44		1:25.186	44		1:24.980	44		1:25.053	44		1:24.941
8	0.534	1:30.546	8	0.733	1:25.385	8	1.024	1:25.271	8	0.934	1:24.963	8	0.937	1:24.944
5	0.832	1:30.844	5	1.049	1:25.403	5	1.708	1:25.639	5	1.658	1:25.003	5	1.701	1:24.984
2	1.160	1:31.172	2	1.733	1:25.759	2	1.969	1:25.216	2	2.013	1:25.097	2	2.025	1:24.953
7	2.207	1:32.219	7	2.649	1:25.628	7	3.180	1:25.511	7	3.696	1:25.569	7	5.427	1:26.672
6	4.237	1:34.249	6	4.835	1:25.784	6	5.631	1:25.776	6	6.514	1:25.936	6	7.245	1:25.672
60	4.852	1:34.864	60	5.162	1:25.496	60	6.039	1:25.857	60	6.868	1:25.882	60	7.578	1:25.651
45	5.111	1:35.123	45	5.912	1:25.987	45	6.843	1:25.911	45	7.732	1:25.942	45	8.307	1:25.516
78	5.599	1:35.611	41	7.992	1:27.298	15	9.670	1:26.440	15	10.858	1:26.241	15	11.671	1:25.754
41	5.880	1:35.892	15	8.210	1:27.210	40	10.013	1:26.180	40	11.256	1:26.296	40	12.461	1:26.146
15	6.186	1:36.198	40	8.813	1:26.979	41	11.245	1:28.233	41	13.357	1:27.165	41	15.754	1:27.338
42	6.785	1:36.797	42	9.199	1:27.600	42	12.118	1:27.899	42	14.887	1:27.822	42	17.027	1:27.081
40	7.020	1:37.032	78	17.055	1:36.642	34	19.214	1:26.749	34	20.474	1:26.313	34	22.257	1:26.724
10	11.757	1:41.769	10	17.219	1:30.648	78	19.979	1:27.904	78	20.879	1:25.953	78	23.090	1:27.152
34	13.899	1:43.911	34	17.445	1:28.732	43	21.183	1:27.723	43	21.469	1:25.339	43	23.243	1:26.715
43	18.473	1:48.485	43	18.440	1:25.153	10	21.487	1:29.248	10	24.817	1:28.383	10	28.033	1:28.157

Porsche Carrera Cup Great Britain
ROUND 14 - LAP CHART

Lap 6			Lap 7			Lap 8			Lap 9			Lap 10		
No	Behind	Laptime	No	Behind	Laptime	No	Behind	Laptime	No	Behind	Laptime	No	Behind	Laptime
44		1:24.858	44		1:25.047	44		1:25.425	44		1:25.403	44		1:24.961
8	0.961	1:24.882	8	0.871	1:24.957	8	0.696	1:25.250	8	0.673	1:25.380	8	1.145	1:25.433
5	1.900	1:25.057	5	1.724	1:24.871	5	1.601	1:25.302	5	1.691	1:25.493	5	2.040	1:25.310
2	2.398	1:25.231	2	2.393	1:25.042	2	2.162	1:25.194	2	2.747	1:25.988	2	3.232	1:25.446
7	6.706	1:26.137	7	8.013	1:26.354	7	8.643	1:26.055	7	9.111	1:25.871	7	10.208	1:26.058
6	8.579	1:26.192	6	9.481	1:25.949	6	9.939	1:25.883	6	10.808	1:26.272	6	11.983	1:26.136
60	8.803	1:26.083	60	10.013	1:26.257	60	10.832	1:26.244	60	11.084	1:25.655	45	13.019	1:26.158
45	9.482	1:26.033	45	10.569	1:26.134	45	11.263	1:26.119	45	11.822	1:25.962	60	16.362	1:30.239
15	13.051	1:26.238	15	14.030	1:26.026	15	14.568	1:25.963	15	15.521	1:26.356	15	16.765	1:26.205
40	13.835	1:26.232	40	14.861	1:26.073	40	15.878	1:26.442	40	17.884	1:27.409	40	20.107	1:27.184
41	17.350	1:26.454	42	21.365	1:27.453	42	23.687	1:27.747	42	25.613	1:27.329	34	30.219	1:27.172
42	18.959	1:26.790	43	24.952	1:25.982	34	27.116	1:27.348	34	28.008	1:26.295	42	30.470	1:29.818
34	23.511	1:26.112	34	25.193	1:26.729	78	29.443	1:26.905	43	30.267	1:25.904	43	30.825	1:25.519
43	24.017	1:25.632	78	27.963	1:26.897	43	29.766	1:30.239	78	30.698	1:26.658	78	32.198	1:26.461
78	26.113	1:27.881	10	34.144	1:28.107	10	36.477	1:27.758	10	38.675	1:27.601	10	41.334	1:27.620
10	31.084	1:27.909	41	1:11.812	2:19.509									

Porsche Carrera Cup Great Britain
ROUND 14 - LAP CHART

Lap 11			Lap 12			Lap 13			Lap 14			Lap 15		
No	Behind	Laptime	No	Behind	Laptime	No	Behind	Laptime	No	Behind	Laptime	No	Behind	Laptime
44		1:25.228	44		1:25.388	44		1:25.420	44		1:25.841	44		1:25.594
8	1.674	1:25.757	8	1.921	1:25.635	8	2.119	1:25.618	8	1.736	1:25.458	8	1.739	1:25.597
5	2.316	1:25.504	5	2.621	1:25.693	5	2.718	1:25.517	5	2.648	1:25.771	2	5.581	1:26.157
2	4.037	1:26.033	2	4.309	1:25.660	2	5.250	1:26.361	2	5.018	1:25.609	7	13.129	1:26.830
7	10.419	1:25.439	7	10.724	1:25.693	7	11.521	1:26.217	7	11.893	1:26.213	45	17.483	1:26.882
6	13.134	1:26.379	6	13.871	1:26.125	6	15.025	1:26.574	6	15.630	1:26.446	15	20.868	1:26.392
45	13.747	1:25.956	45	14.616	1:26.257	45	15.367	1:26.171	45	16.195	1:26.669	40	31.150	1:28.255
60	17.064	1:25.930	15	18.465	1:26.125	15	19.512	1:26.467	15	20.070	1:26.399	34	36.095	1:26.612
15	17.728	1:26.191	60	18.917	1:27.241	40	26.731	1:27.415	40	28.489	1:27.599	43	36.845	1:26.465
40	22.649	1:27.770	40	24.736	1:27.475	60	28.542	1:35.045	34	35.077	1:26.508	6	41.142	1:51.106
34	32.046	1:27.055	34	33.111	1:26.453	34	34.410	1:26.719	43	35.974	1:27.087	78	42.988	1:27.694
43	32.840	1:27.243	43	33.662	1:26.210	43	34.728	1:26.486	78	40.888	1:27.245	10	49.769	1:27.885
42	34.224	1:28.982	42	36.813	1:27.977	78	39.484	1:27.635	10	47.478	1:26.753	42	57.558	1:29.391
78	34.541	1:27.571	78	37.269	1:28.116	10	46.566	1:27.003	42	53.761	1:28.302			
10	43.202	1:27.096	10	44.983	1:27.169	42	51.300	1:39.907						

Porsche Carrera Cup Great Britain
ROUND 14 - LAP CHART

Lap 16			Lap 17			Lap 18		
No	Behind	Laptime	No	Behind	Laptime	No	Behind	Laptime
44		1:25.555	44		1:26.094	44		1:26.228
8	1.978	1:25.794	8	2.194	1:26.310	8	2.010	1:26.044
2	6.065	1:26.039	6	1 LAP	2:14.675	6	1 LAP	1:28.336
7	13.536	1:25.962	2	7.047	1:27.076	2	7.992	1:27.173
45	17.965	1:26.037	7	13.657	1:26.215	7	13.526	1:26.097
15	21.702	1:26.389	45	18.998	1:27.127	45	19.763	1:26.993
40	33.899	1:28.304	15	22.503	1:26.895	15	23.192	1:26.917
34	36.817	1:26.277	40	34.874	1:27.069	40	36.520	1:27.874
43	37.234	1:25.944	34	38.084	1:27.361	34	39.163	1:27.307
78	45.830	1:28.397	43	38.572	1:27.432	43	40.059	1:27.715
10	51.770	1:27.556	78	47.742	1:28.006	78	49.124	1:27.610
42	1:01.141	1:29.138	10	52.704	1:27.028	10	54.573	1:28.097
			42	1:04.119	1:29.072	42	1:07.297	1:29.406

Porsche Carrera Cup Great Britain

ROUND 14 - POSITION CHART

No	Name	Laps Pos	1	2	3	4	5	6	7	8	9	10	11	12	13	14	15	16	17	18
			44	CAINE	1	44	44	44	44	44	44	44	44	44	44	44	44	44	44	44
8	BRIDGMAN	2	8	8	8	8	8	8	8	8	8	8	8	8	8	8	8	8	8	8
5	HANCOCK	3	5	5	5	5	5	5	5	5	5	5	5	5	5	5	2	2	2	2
2	HARVEY	4	2	2	2	2	2	2	2	2	2	2	2	2	2	2	7	7	7	7
7	BATEMAN	5	7	7	7	7	7	7	7	7	7	7	7	7	7	7	45	45	45	45
6	QUAIFE	6	6	6	6	6	6	6	6	6	6	6	6	6	6	6	15	15	15	15
60	O'NEILL	7	60	60	60	60	60	60	60	60	60	60	45	45	45	45	45	40	40	40
45	PEAD	8	45	45	45	45	45	45	45	45	45	60	60	15	15	15	34	34	34	34
78	GEDDIE	9	78	41	15	15	15	15	15	15	15	15	15	60	40	40	43	43	43	43
41	LEONARD	10	41	15	40	40	40	40	40	40	40	40	40	40	60	34	6	78	78	78
15	RICE	11	15	40	41	41	41	41	42	42	42	34	34	34	34	43	78	10	10	10
42	MUNDY	12	42	42	42	42	42	42	43	34	34	42	43	43	43	78	10	42	42	42
40	LEONARD	13	40	78	34	34	34	34	34	78	43	43	42	42	78	10	42	6	6	
10	MANN	14	10	10	78	78	78	43	78	43	78	78	78	78	10	42				
34	GILHAM	15	34	34	43	43	43	78	10	10	10	10	10	10	42					
43	ROSENZWEIG	16	43	43	10	10	10	10	41											