



SEAT CUPRA CHAMPIONSHIP

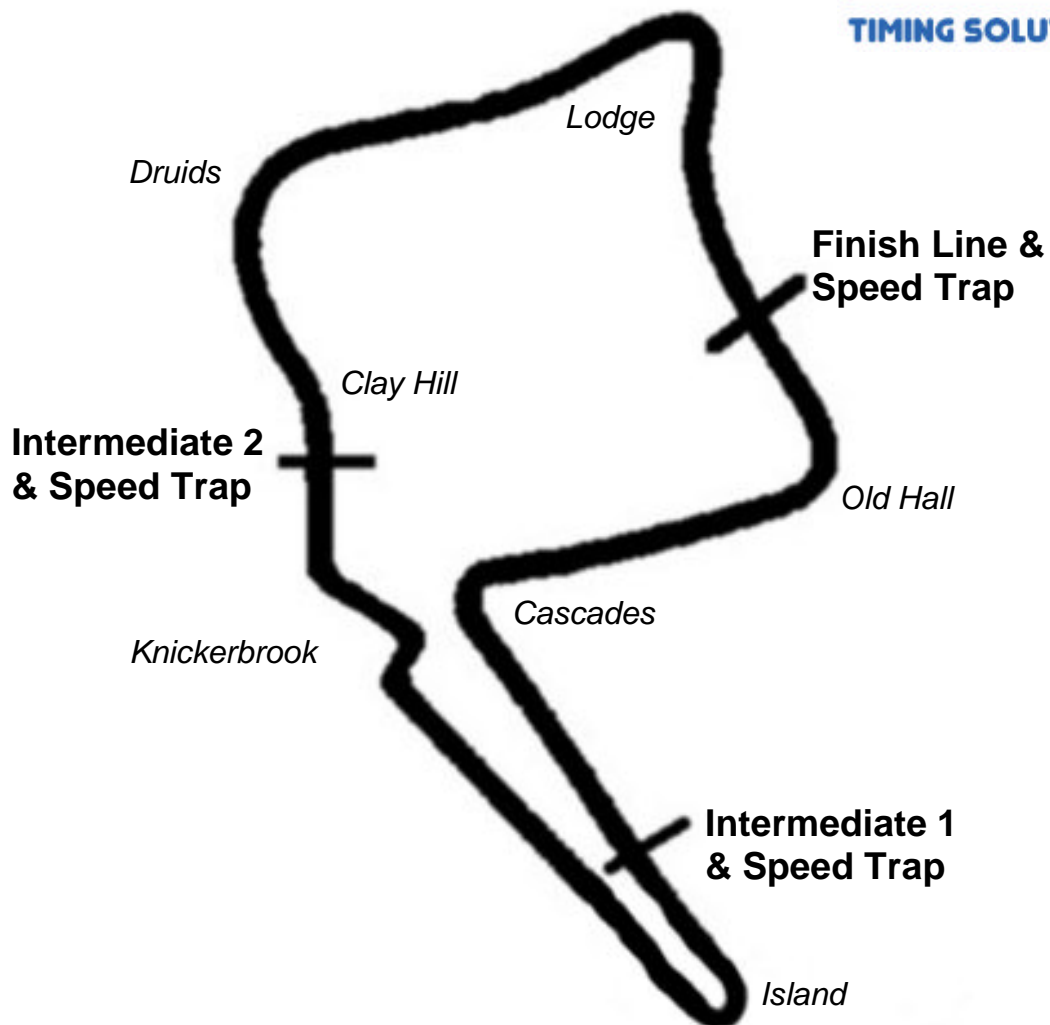
**Rounds 13 & 14
Oulton Park Island**

26th / 27th July 2008



Results Provided by Timing Solutions Ltd
www.tsl-timing.com

OULTON PARK ISLAND



Circuit Length: 2.2260 miles / 3582.4 metres
Intermediate 1: 1163 metres
Intermediate 2: 2316 metres
Pit In: 3564 metres
Pit Out: 180 metres after Finish Line

SEAT Cupra Championship

QUALIFYING - ROUND 13 - CLASSIFICATION

POS	NO	CL	NAME	NAT	ENTRY	TIME	ON	LAPS	GAP	DIFF	MPH
1	1		Jonathan ADAM		Total Control Racing	1:29.276	1	2			89.76
2	25		Robert LAWSON		Bardon / JHR	1:29.817	2	6	0.541	0.541	89.22
3	34		Martin BYFORD		AB Glass / Z Speed Racing	1:30.165	1	4	0.889	0.348	88.87
4	3		Andrew HERRON		Brian Herron Plant / JHR	1:30.292	2	7	1.016	0.127	88.75
5	2		Carl BREEZE		Blue Chip / Welch Motorsport	1:30.314	2	5	1.038	0.022	88.73
6	14		David NYE		Daniels Motorsport	1:30.593	8	8	1.317	0.279	88.45
7	44		Freddy NORDSTROM		PlumberTraining.com / Advent Motorsport	1:30.855	3	5	1.579	0.262	88.20
8	7		Daniel WELCH		Marriott / Welch Motorsport	1:30.992	2	8	1.716	0.137	88.06
9	8		James APPLEBY		Hardinge Machine Tools	1:30.998	2	7	1.722	0.006	88.06
10	11		Jeremy GUMBLEY		Million Pixel Driver.com / Welch Motorsp	1:31.193	7	9	1.917	0.195	87.87
11	32		Daniel ROWBOTTOM		DRM M-sport	1:31.335	5	9	2.059	0.142	87.73
12	9		Jamie ACKERS		Total Control Racing	1:31.573	5	6	2.297	0.238	87.51
13	12		Steve MITCHELL		J P Motorsport	1:31.591	7	8	2.315	0.018	87.49
14	42		David GREEN		Daniels Motorsport	1:31.807	2	7	2.531	0.216	87.28

Weather / Track : Sunny / Dry

These results are provisional until the conclusion of any judicial and technical matters.

Oulton Park Island
 Circuit Length = 2.2260 miles
 Start: 09:47 End: 10:08

Clerk of Course :		Timekeeper :
-------------------	--	--------------

SEAT Cupra Championship

QUALIFYING - ROUND 13 - SECTOR ANALYSIS

1	Jonathan ADAM					Total Control Racing									
1 -	26.068	115.3	33.790	101.7	29.418	106.0	1:29.276	2 -	32.066	87.8	38.930	92.6	In	1:50.471 P	
2	Carl BREEZE					Blue Chip / Welch Motorsport									
1 -	26.739	114.1	35.214	99.9	30.934	106.9	1:32.887	4 -	26.395	114.3	34.446	99.6	30.048	105.0	1:30.889
2 -	26.247	115.3	34.290	100.8	29.777	105.2	1:30.314	5 -	31.334	88.5	41.854	80.7	In	1:57.867 P	
3 -	26.222	114.5	34.422	99.7	29.805	105.7	1:30.449								
3	Andrew HERRON					Brian Herron Plant / JHR									
1 -	26.494	114.5	34.345	101.8	29.633	106.0	1:30.472	5 -	26.227	114.3	34.440	100.8	29.861	104.9	1:30.528
2 -	26.216	114.9	34.328	101.7	29.748	105.4	1:30.292	6 -	26.444	113.9	34.482	100.5	29.985	104.7	1:30.911
3 -	30.285	110.6	36.186	98.0	In		1:42.019 P	7 -	30.900	80.5	41.867	71.2	In	1:53.078 P	
4 -	Out	109.7	36.584	98.0	30.846	104.7	5:41.540								
7	Daniel WELCH					Marriott / Welch Motorsport									
1 -	27.385	113.4	35.029	99.9	30.039	106.2	1:32.453	5 -	Out	83.3	41.830	94.9	32.222	106.2	5:20.101
2 -	26.671	115.1	34.356	100.8	29.965	104.9	1:30.992	6 -	27.199	113.4	34.373	100.2	30.224	103.4	1:31.796
3 -	26.601	113.9	34.431	99.4	30.179	103.9	1:31.211	7 -	26.743	113.6	34.438	99.1	30.106	104.2	1:31.287
4 -	28.830	101.2	37.460	90.7	In		1:46.777 P	8 -	28.266	87.2	40.749	83.8	In	1:50.620 P	
8	James APPLEBY					Hardinge Machine Tools									
1 -	26.757	115.1	35.764	101.1	29.761	106.7	1:32.282	5 -	26.412	113.6	36.005	99.0	30.728	105.4	1:33.145
2 -	26.402	112.6	34.802	99.4	29.794	105.4	1:30.998	6 -	26.607	113.4	34.912	100.8	30.089	105.8	1:31.608
3 -	29.771	101.2	37.563	95.2	In		1:45.492 P	7 -	34.763	75.1	47.602	79.8	In	2:05.562 P	
4 -	Out	86.5	39.312	88.3	33.669	105.4	7:46.840								
9	Jamie ACKERS					Total Control Racing									
1 -	26.794	114.1	34.873	100.9	30.277	105.0	1:31.944	4 -	26.817	113.7	34.967	99.0	30.090	104.4	1:31.874
2 -	30.903	98.7	38.295	92.1	In		1:49.351 P	5 -	26.717	114.1	34.713	99.6	30.143	104.5	1:31.573
3 -	Out	79.6	42.179	85.7	33.201	104.7	3:58.424	6 -	36.132	51.2	43.125	78.6	In	2:03.536 P	
11	Jeremy GUMBLEY					Million Pixel Driver.com / Welch Motorsp									
1 -	31.437	78.3	37.669	98.1	31.725	104.4	1:40.831	6 -	26.345	114.1	35.342	89.0	32.652	105.8	1:34.339
2 -	26.815	114.3	34.574	100.5	30.068	105.8	1:31.457	7 -	26.372	114.7	34.552	100.2	30.269	104.9	1:31.193
3 -	26.722	114.1	34.651	100.0	30.183	105.0	1:31.556	8 -	26.545	113.9	34.560	100.6	30.252	106.2	1:31.357
4 -	28.676	102.1	35.915	99.9	In		1:42.456 P	9 -	29.473	93.7	37.547	90.7	In	1:50.122 P	
5 -	Out	108.4	37.438	99.4	30.965	105.7	4:12.042								
12	Steve MITCHELL					J P Motorsport									
1 -	33.318	83.9	37.657	97.5	33.451	101.8	1:44.426	5 -	Out	69.7	37.368	85.6	32.819	104.7	3:23.670
2 -	27.901	111.1	35.384	98.7	30.619	104.9	1:33.904	6 -	28.007	108.2	36.390	99.4	30.783	104.9	1:35.180
3 -	27.204	106.7	34.504	100.2	30.290	103.7	1:31.998	7 -	26.626	112.8	34.796	100.0	30.169	105.5	1:31.591
4 -	27.754	112.6	37.239	98.0	In		1:44.616 P	8 -	27.826	111.3	35.962	97.5	In	1:40.189 P	
14	David NYE					Daniels Motorsport									
1 -	30.684	98.8	38.206	97.8	In		1:50.654 P	5 -	26.583	114.5	34.972	98.8	30.220	104.0	1:31.775
2 -	Out	98.3	36.976	100.6	31.099	104.2	4:18.723	6 -	32.540	81.3	43.221	81.4	In	2:01.763 P	
3 -	27.074	113.0	34.989	99.9	30.137	104.0	1:32.200	7 -	Out	86.9	38.757	96.0	34.325	104.0	3:15.273
4 -	26.756	114.5	34.861	100.9	30.038	105.5	1:31.655	8 -	26.142	113.7	34.644	100.5	29.807	106.0	1:30.593
25	Robert LAWSON					Bardon / JHR									
1 -	26.628	114.9	41.883	90.2	34.201	107.5	1:42.712	4 -	Out	91.6	38.914	88.9	33.460	106.4	7:21.866
2 -	26.166	116.5	33.983	100.5	29.668	105.7	1:29.817	5 -	26.341	114.3	34.135	100.6	29.814	106.7	1:30.290
3 -	32.595	78.4	42.130	78.6	In		2:00.993 P	6 -	34.171	72.7	40.064	88.1	In	1:59.295 P	
32	Daniel ROWBOTTOM					DRM M-sport									
1 -	29.275	100.2	36.105	101.1	In		1:40.028 P	6 -	28.703	99.7	38.917	94.3	32.659	85.7	1:40.279
2 -	Out	103.1	35.608	99.9	30.145	106.5	4:05.343	7 -	30.497	97.7	36.202	98.4	30.587	106.0	1:37.286
3 -	26.648	115.3	34.725	100.5	29.992	105.5	1:31.365	8 -	26.538	114.3	35.168	100.2	30.009	105.5	1:31.715
4 -	26.552	114.7	35.278	100.3	30.244	105.2	1:32.074	9 -	27.081	110.4	37.730	78.4	In	1:44.083 P	
5 -	26.546	114.5	34.719	100.5	30.070	105.4	1:31.335								

Oulton Park Island
Circuit Length = 2.2260 miles
Start: 09:47 End: 10:08

Weather / Track : Sunny / Dry

SEAT Cupra Championship
QUALIFYING - ROUND 13 - SECTOR ANALYSIS

34	Martin BYFORD						AB Glass / Z Speed Racing								
1 -	26.218	115.5	34.219	100.0	29.728	105.7	1:30.165	3 -	26.272	114.7	34.246	99.6	29.878	105.0	1:30.396
2 -	35.032	69.8	49.710	58.2	36.897	106.2	2:01.639	4 -	36.143	69.1	47.491	65.0	In		2:10.508 P
42	David GREEN						Daniels Motorsport								
1 -	26.861	112.2	34.930	100.5	30.162	104.2	1:31.953	5 -	Out	53.0	41.281	83.8	35.828	104.9	4:03.787
2 -	26.656	111.8	34.945	98.7	30.206	104.9	1:31.807	6 -	27.252	101.5	35.038	98.3	30.339	104.0	1:32.629
3 -	26.655	110.6	34.921	97.7	30.367	103.9	1:31.943	7 -	26.813	110.9	34.753	98.8	33.156	56.5	1:34.722
4 -	33.060	87.2	39.859	82.1	In		1:55.729 P								
44	Freddy NORDSTROM						PlumberTraining.com / Advent Motorsport								
1 -	26.647	115.1	34.806	98.5	29.987	105.0	1:31.440	4 -	27.465	101.5	37.939	89.5	31.219	105.8	1:36.623
2 -	26.524	114.1	34.965	98.3	29.902	105.5	1:31.391	5 -	29.019	83.4	44.663	82.4	In		1:55.020 P
3 -	26.403	114.5	34.649	100.3	29.803	105.5	1:30.855								

SEAT Cupra Championship

QUALIFYING - ROUND 13 - SPEED TRAPS

SECTOR 1				SECTOR 2			FINISH LINE			
POS	NO	NAME	MPH	NO	NAME	MPH	NO	NAME	MPH	
1	25	Robert LAWSON	116.5	3	Andrew HERRON	101.8	25	Robert LAWSON	107.5	
2	34	Martin BYFORD	115.5	1	Jonathan ADAM	101.7	1	Jonathan ADAM	107.4	
3	1	Jonathan ADAM	115.3	8	James APPLEBY	101.1	8	James APPLEBY	107.2	
4	2	Carl BREEZE	115.3	32	Daniel ROWBOTTOM	101.1	2	Carl BREEZE	106.9	
5	32	Daniel ROWBOTTOM	115.3	9	Jamie ACKERS	100.9	34	Martin BYFORD	106.7	
6	7	Daniel WELCH	115.1	14	David NYE	100.9	9	Jamie ACKERS	106.5	
7	8	James APPLEBY	115.1	2	Carl BREEZE	100.8	32	Daniel ROWBOTTOM	106.5	
8	44	Freddy NORDSTROM	115.1	7	Daniel WELCH	100.8	3	Andrew HERRON	106.4	
9	3	Andrew HERRON	114.9	11	Jeremy GUMBLEY	100.6	7	Daniel WELCH	106.2	
10	11	Jeremy GUMBLEY	114.7	25	Robert LAWSON	100.6	11	Jeremy GUMBLEY	106.2	
11	14	David NYE	114.5	42	David GREEN	100.5	14	David NYE	106.0	
12	9	Jamie ACKERS	114.1	44	Freddy NORDSTROM	100.3	44	Freddy NORDSTROM	105.8	
13	12	Steve MITCHELL	112.8	12	Steve MITCHELL	100.2	12	Steve MITCHELL	105.5	
14	42	David GREEN	112.2	34	Martin BYFORD	100.0	42	David GREEN	104.9	

Weather / Track : Sunny / Dry

www.tsl-timing.com

Oulton Park Island
 Circuit Length = 2.2260 miles
 Start: 09:47 End: 10:08

Printed - 10.09 Saturday, 26 July 2008


SEAT Cupra Championship

QUALIFYING - ROUND 13 - BEST SECTOR TIMES

SECTOR 1			SECTOR 2			SECTOR 3			IDEAL / BEST COMPARISON							
POS	NO	NAME	TIME	NO	NAME	TIME	NO	NAME	TIME	POS	NO	NAME	IDEAL	BEST	DIFF	
1	1	ADAM	26.068	1	ADAM	33.790	1	ADAM	29.418	1	1	ADAM	1:29.276	1:29.276	0.000	
2	14	NYE	26.142	25	LAWSON	33.983	3	HERRON	29.633	2	25	LAWSON	1:29.817	1:29.817	0.000	
3	25	LAWSON	26.166	34	BYFORD	34.219	25	LAWSON	29.668	3	34	BYFORD	1:30.165	1:30.165	0.000	
4	3	HERRON	26.216	2	BREEZE	34.290	34	BYFORD	29.728	4	3	HERRON	1:30.177	1:30.292	0.115	
5	34	BYFORD	26.218	3	HERRON	34.328	8	APPLEBY	29.761	5	2	BREEZE	1:30.289	1:30.314	0.025	
6	2	BREEZE	26.222	7	WELCH	34.356	2	BREEZE	29.777	6	14	NYE	1:30.593	1:30.593	0.000	
7	11	GUMBLEY	26.345	12	MITCHELL	34.504	44	NORDSTROM	29.803	7	44	NORDSTROM	1:30.855	1:30.855	0.000	
8	8	APPLEBY	26.402	11	GUMBLEY	34.552	14	NYE	29.807	8	7	WELCH	1:30.922	1:30.992	0.070	
9	44	NORDSTROM	26.403	14	NYE	34.644	7	WELCH	29.965	9	8	APPLEBY	1:30.965	1:30.998	0.033	
10	32	ROWBOTTOM	26.538	44	NORDSTROM	34.649	32	ROWBOTTOM	29.992	10	11	GUMBLEY	1:30.965	1:31.193	0.228	
11	7	WELCH	26.601	9	ACKERS	34.713	11	GUMBLEY	30.068	11	32	ROWBOTTOM	1:31.249	1:31.335	0.086	
12	12	MITCHELL	26.626	32	ROWBOTTOM	34.719	9	ACKERS	30.090	12	12	MITCHELL	1:31.299	1:31.591	0.292	
13	42	GREEN	26.655	42	GREEN	34.753	42	GREEN	30.162	13	9	ACKERS	1:31.520	1:31.573	0.053	
14	9	ACKERS	26.717	8	APPLEBY	34.802	12	MITCHELL	30.169	14	42	GREEN	1:31.570	1:31.807	0.237	
													Perfect Lap		1:29.276	

SEAT Cupra Championship

ROUND 13 - GRID - AMENDED

ROW 7	1:31.591 12 Steve MITCHELL	1:31.807 42 David GREEN
ROW 6	1:31.335 32 Daniel ROWBOTTOM	1:31.573 9 Jamie ACKERS
ROW 5	1:30.998 8 James APPLEBY	1:31.193 11 Jeremy GUMBLEY
ROW 4	1:30.855 44 Freddy NORDSTROM	1:30.992 7 Daniel WELCH
ROW 3	1:30.314 2 Carl BREEZE	1:30.593 14 David NYE
ROW 2	1:30.165 34 Martin BYFORD	1:30.292 3 Andrew HERRON
ROW 1	1:29.276 1 Jonathan ADAM	1:29.817 25 Robert LAWSON
Pole		
		

Grid is now 2 x 2 formation

Oulton Park Island
Circuit Length = 2.2260 miles

Clerk of Course :

Timekeeper :

SEAT Cupra Championship

QUALIFYING - ROUND 14 - CLASSIFICATION

POS	NO	CL	NAME	NAT	ENTRY	TIME	ON	LAPS	GAP	DIFF	MPH
1	1		Jonathan ADAM		Total Control Racing	1:29.888	2	3			89.15
2	25		Robert LAWSON		Bardon / JHR	1:30.116	1	4	0.228	0.228	88.92
3	34		Martin BYFORD		AB Glass / Z Speed Racing	1:30.192	1	2	0.304	0.076	88.85
4	3		Andrew HERRON		Brian Herron Plant / JHR	1:30.774	5	5	0.886	0.582	88.28
5	2		Carl BREEZE		Blue Chip / Welch Motorsport	1:30.904	2	4	1.016	0.130	88.15
6	7		Daniel WELCH		Marriott / Welch Motorsport	1:31.086	4	8	1.198	0.182	87.97
7	14		David NYE		Daniels Motorsport	1:31.227	6	7	1.339	0.141	87.84
8	8		James APPLEBY		Hardinge Machine Tools	1:31.384	2	6	1.496	0.157	87.69
9	44		Freddy NORDSTROM		PlumberTraining.com / Advent Motorsport	1:31.403	1	7	1.515	0.019	87.67
10	9		Jamie ACKERS		Total Control Racing	1:31.440	2	5	1.552	0.037	87.63
11	11		Jeremy GUMBLEY		Million Pixel Driver.com / Welch Motorsp	1:31.697	7	8	1.809	0.257	87.39
12	32		Daniel ROWBOTTOM		DRM M-sport	1:31.828	2	7	1.940	0.131	87.26
13	12		Steve MITCHELL		J P Motorsport	1:31.956	5	9	2.068	0.128	87.14
14	42		David GREEN		Daniels Motorsport		0	4			

Weather / Track : Cloudy / Dry

These results are provisional until the conclusion of any judicial and technical matters.

Oulton Park Island
 Circuit Length = 2.2260 miles
 Start: 13:58 End: 14:24

Clerk of Course :	Timekeeper :
-------------------	--------------

SEAT Cupra Championship

QUALIFYING - ROUND 14 - CLASSIFICATION

POS	NO	CL	NAME	NAT	ENTRY	TIME	ON	LAPS	GAP	DIFF	MPH
1	1		Jonathan ADAM		Total Control Racing	1:29.888	2	3			89.15
2	25		Robert LAWSON		Bardon / JHR	1:30.116	1	4	0.228	0.228	88.92
3	34		Martin BYFORD		AB Glass / Z Speed Racing	1:30.192	1	2	0.304	0.076	88.85
4	3		Andrew HERRON		Brian Herron Plant / JHR	1:30.774	5	5	0.886	0.582	88.28
5	2		Carl BREEZE		Blue Chip / Welch Motorsport	1:30.904	2	4	1.016	0.130	88.15
6	7		Daniel WELCH		Marriott / Welch Motorsport	1:31.086	4	8	1.198	0.182	87.97
7	14		David NYE		Daniels Motorsport	1:31.227	6	7	1.339	0.141	87.84
8	8		James APPLEBY		Hardinge Machine Tools	1:31.384	2	6	1.496	0.157	87.69
9	44		Freddy NORDSTROM		PlumberTraining.com / Advent Motorsport	1:31.403	1	7	1.515	0.019	87.67
10	9		Jamie ACKERS		Total Control Racing	1:31.440	2	5	1.552	0.037	87.63
11	11		Jeremy GUMBLEY		Million Pixel Driver.com / Welch Motorsp	1:31.697	7	8	1.809	0.257	87.39
12	32		Daniel ROWBOTTOM		DRM M-sport	1:31.828	2	7	1.940	0.131	87.26
13	12		Steve MITCHELL		J P Motorsport	1:31.956	5	9	2.068	0.128	87.14
14	42		David GREEN		Daniels Motorsport		0	4			

Weather / Track : Cloudy / Dry

These results are provisional until the conclusion of any judicial and technical matters.

Oulton Park Island
 Circuit Length = 2.2260 miles
 Start: 13:58 End: 14:24

Clerk of Course :		Timekeeper :
-------------------	--	--------------

SEAT Cupra Championship

QUALIFYING - ROUND 14 - SECTOR ANALYSIS

1	Jonathan ADAM										Total Control Racing				
1 -	6:20.667	71.6	42.758	77.0	34.032	107.5	7:37.457	3 -	30.577	86.1	38.962	92.7	In	1:51.602 P	
2 -	26.095	114.1	33.993	99.0	29.800	105.8	1:29.888								
2	Carl BREEZE										Blue Chip / Welch Motorsport				
1 -	28.774	89.0	38.282	95.9	31.013	106.9	1:38.069	3 -	26.508	113.0	34.496	99.6	30.009	105.7	1:31.013
2 -	26.408	113.4	34.388	99.9	30.108	105.4	1:30.904	4 -	6:25.210	97.4	38.145	97.0	32.588	106.4	7:35.943
3	Andrew HERRON										Brian Herron Plant / JHR				
1 -	26.225	114.5	34.748	100.0	30.090	105.2	1:31.063	4 -	Out	93.6	38.240	93.7	32.276	104.9	3:03.702
2 -	26.419	113.6	34.704	99.7	30.382	105.2	1:31.505	5 -	26.280	113.6	34.571	100.3	29.923	105.5	1:30.774
3 -	31.684	86.9	40.213	83.1	In		1:52.931 P								
7	Daniel WELCH										Marriott / Welch Motorsport				
1 -	26.803	113.9	34.340	100.5	29.956	105.7	1:31.099	5 -	26.589	113.6	34.613	98.7	30.362	104.5	1:31.564
2 -	26.444	113.7	37.157	90.3	In		1:41.863 P	6 -	26.551	113.6	34.578	99.1	In		1:43.308 P
3 -	Out	70.9	39.338	97.0	30.640	105.4	8:17.694	7 -	Out	108.9	35.073	98.0	30.664	105.0	3:45.161
4 -	26.439	113.6	34.595	98.7	30.052	104.2	1:31.086	8 -	26.447	113.4	34.281	99.0	30.470	104.0	1:31.198
8	James APPLEBY										Hardinge Machine Tools				
1 -	26.765	114.1	34.895	100.9	29.877	105.4	1:31.537	4 -	Out	94.5	43.920	72.8	In		8:54.767 P
2 -	26.518	114.5	34.883	99.4	29.983	104.7	1:31.384	5 -	Out	79.1	43.913	74.2	In		3:07.459 P
3 -	30.385	86.6	40.087	89.0	In		1:50.536 P	6 -							6:44.812
9	Jamie ACKERS										Total Control Racing				
1 -	6:20.771	67.3	42.612	79.0	34.305	105.7	7:37.688	4 -	Out	88.2	41.269	65.4	37.015	105.2	3:37.464
2 -	26.547	114.5	34.858	99.7	30.035	105.0	1:31.440	5 -	26.513	113.7	35.002	99.4	30.262	104.5	1:31.777
3 -	26.754	113.4	35.000	94.4	In		1:46.693 P								
11	Jeremy GUMBLEY										Million Pixel Driver.com / Welch Motorsport				
1 -	28.610	96.3	38.534	94.4	31.079	106.0	1:38.223	5 -	28.994	110.0	38.305	99.6	30.489	105.8	1:37.788
2 -	26.927	112.6	34.870	97.8	30.283	105.4	1:32.080	6 -	26.475	114.1	34.584	99.1	35.514	104.5	1:36.573
3 -	26.568	110.6	34.863	98.4	30.326	104.7	1:31.757	7 -	26.616	113.9	34.834	98.0	30.247	104.9	1:31.697
4 -	7:04.848	102.6	35.691	98.5	30.823	105.5	8:11.362	8 -	26.760	113.6	34.940	94.5	In		1:42.306 P
12	Steve MITCHELL										J P Motorsport				
1 -	30.096	105.4	36.181	99.1	32.498	103.2	1:38.775	6 -	28.326	95.6	35.720	98.7	34.661	102.3	1:38.707
2 -	28.750	106.9	35.788	98.5	30.790	105.8	1:35.328	7 -	32.716	66.8	42.887	66.1	In		2:06.781 P
3 -	26.950	113.2	34.613	99.0	32.225	105.4	1:33.788	8 -	Out	102.6	35.394	99.6	30.648	103.6	3:33.878
4 -	6:00.713	105.0	37.179	89.7	32.045	104.7	7:09.937	9 -	28.524	100.3	36.561	98.1	30.823	103.9	1:35.908
5 -	27.032	112.0	34.781	99.9	30.143	104.4	1:31.956								
14	David NYE										Daniels Motorsport				
1 -	29.693	100.3	39.330	89.1	In		1:50.010 P	5 -	34.643	84.9	41.154	77.4	36.009	104.2	1:51.806
2 -	Out	91.2	37.839	96.3	31.775	104.7	9:50.931	6 -	26.677	114.5	34.460	99.6	30.090	105.7	1:31.227
3 -	26.649	112.6	34.887	100.3	30.092	103.6	1:31.628	7 -	30.779	95.2	39.945	85.5	In		1:51.879 P
4 -	26.768	113.6	34.986	99.4	39.674	72.5	1:41.428								
25	Robert LAWSON										Bardon / JHR				
1 -	26.148	114.5	34.164	101.4	29.804	106.9	1:30.116	3 -	Out	109.1	36.162	99.3	31.070	106.7	4:23.717
2 -	29.974	96.8	40.490	94.1	In		1:52.872 P	4 -	26.134	114.9	34.455	100.3	29.756	106.7	1:30.345
32	Daniel ROWBOTTOM										DRM M-sport				
1 -	6:13.588	91.6	36.278	99.3	30.164	106.7	7:20.030	5 -	27.327	110.9	35.427	99.7	30.668	105.2	1:33.422
2 -	26.579	114.3	35.211	100.0	30.038	106.2	1:31.828	6 -	28.456	107.2	36.588	98.4	30.627	105.4	1:35.671
3 -	26.761	113.2	34.973	99.7	30.465	105.8	1:32.199	7 -	26.698	113.2	35.094	99.3	In		1:35.946 P
4 -	26.946	113.4	35.078	99.3	30.181	105.2	1:32.205								
34	Martin BYFORD										AB Glass / Z Speed Racing				
1 -	26.136	114.7	34.164	99.6	29.892	105.7	1:30.192	2 -	36.237	73.8	42.999	68.5	In		2:01.786 P

Oulton Park Island
Circuit Length = 2.2260 miles
Start: 13:58 End: 14:24

Weather / Track : Cloudy / Dry

SEAT Cupra Championship
QUALIFYING - ROUND 14 - SECTOR ANALYSIS

42		David GREEN						Daniels Motorsport							
1 -			In		In		5:12.833 P	3 -	26.854	114.1	35.193	100.6	30.849	104.0	1:32.896 D
2 -	Out	90.1	38.403	88.4	37.025	106.2	5:02.224	4 -	30.318	103.4	39.620	93.2	In		1:48.180 P
44		Freddy NORDSTROM						PlumberTraining.com / Advent Motorsport							
1 -	26.670	113.6	34.810	101.2	29.923	105.5	1:31.403	5 -	26.505	114.5	34.526	98.8	30.529	106.0	1:31.560
2 -	26.529	113.7	34.547	98.7	30.461	105.7	1:31.537	6 -	26.579	114.5	34.570	99.9	30.478	105.8	1:31.627
3 -	28.711	107.4	38.520	92.7	In		1:42.680 P	7 -	33.895	71.0	47.068	81.2	In		2:03.892 P
4 -	Out	80.9	38.605	98.7	30.561	106.9	7:17.612								

SEAT Cupra Championship

QUALIFYING - ROUND 14 - SPEED TRAPS

SECTOR 1				SECTOR 2			FINISH LINE			
POS	NO	NAME	MPH	NO	NAME	MPH	NO	NAME	MPH	
1	1	Jonathan ADAM	114.9	25	Robert LAWSON	101.4	1	Jonathan ADAM	107.5	
2	25	Robert LAWSON	114.9	44	Freddy NORDSTROM	101.2	2	Carl BREEZE	107.2	
3	34	Martin BYFORD	114.7	1	Jonathan ADAM	100.9	25	Robert LAWSON	107.2	
4	3	Andrew HERRON	114.5	8	James APPLEBY	100.9	34	Martin BYFORD	107.0	
5	8	James APPLEBY	114.5	42	David GREEN	100.6	44	Freddy NORDSTROM	106.9	
6	9	Jamie ACKERS	114.5	7	Daniel WELCH	100.5	9	Jamie ACKERS	106.7	
7	14	David NYE	114.5	3	Andrew HERRON	100.3	11	Jeremy GUMBLEY	106.7	
8	44	Freddy NORDSTROM	114.5	14	David NYE	100.3	32	Daniel ROWBOTTOM	106.7	
9	32	Daniel ROWBOTTOM	114.3	32	Daniel ROWBOTTOM	100.2	42	David GREEN	106.7	
10	11	Jeremy GUMBLEY	114.1	2	Carl BREEZE	99.9	3	Andrew HERRON	106.0	
11	42	David GREEN	114.1	12	Steve MITCHELL	99.9	7	Daniel WELCH	106.0	
12	7	Daniel WELCH	113.9	9	Jamie ACKERS	99.7	12	Steve MITCHELL	105.8	
13	2	Carl BREEZE	113.7	11	Jeremy GUMBLEY	99.6	14	David NYE	105.7	
14	12	Steve MITCHELL	113.2	34	Martin BYFORD	99.6	8	James APPLEBY	105.4	

Weather / Track : Cloudy / Dry

www.tsl-timing.com

Oulton Park Island
 Circuit Length = 2.2260 miles
 Start: 13:58 End: 14:24

Printed - 14.25 Saturday, 26 July 2008


SEAT Cupra Championship

QUALIFYING - ROUND 14 - BEST SECTOR TIMES

SECTOR 1			SECTOR 2			SECTOR 3			IDEAL / BEST COMPARISON						
POS	NO	NAME	TIME	NO	NAME	TIME	NO	NAME	TIME	POS	NO	NAME	IDEAL	BEST	DIFF
1	1	ADAM	26.055	1	ADAM	33.993	25	LAWSON	29.756	1	1	ADAM	1:29.848	1:29.888	0.040
2	25	LAWSON	26.134	25	LAWSON	34.164	1	ADAM	29.800	2	25	LAWSON	1:30.054	1:30.116	0.062
3	34	BYFORD	26.136	34	BYFORD	34.164	8	APPLEBY	29.877	3	34	BYFORD	1:30.192	1:30.192	0.000
4	3	HERRON	26.225	7	WELCH	34.281	34	BYFORD	29.892	4	7	WELCH	1:30.676	1:31.086	0.410
5	2	BREEZE	26.328	2	BREEZE	34.388	3	HERRON	29.923	5	3	HERRON	1:30.719	1:30.774	0.055
6	7	WELCH	26.439	14	NYE	34.460	44	NORDSTROM	29.923	6	2	BREEZE	1:30.725	1:30.904	0.179
7	11	GUMBLEY	26.475	44	NORDSTROM	34.526	7	WELCH	29.956	7	44	NORDSTROM	1:30.954	1:31.403	0.449
8	44	NORDSTROM	26.505	3	HERRON	34.571	2	BREEZE	30.009	8	9	ACKERS	1:31.165	1:31.440	0.275
9	9	ACKERS	26.513	11	GUMBLEY	34.584	9	ACKERS	30.035	9	14	NYE	1:31.199	1:31.227	0.028
10	8	APPLEBY	26.518	12	MITCHELL	34.613	32	ROWBOTTOM	30.038	10	8	APPLEBY	1:31.278	1:31.384	0.106
11	32	ROWBOTTOM	26.579	9	ACKERS	34.617	14	NYE	30.090	11	11	GUMBLEY	1:31.306	1:31.697	0.391
12	14	NYE	26.649	8	APPLEBY	34.883	12	MITCHELL	30.143	12	32	ROWBOTTOM	1:31.590	1:31.828	0.238
13	42	GREEN	26.854	32	ROWBOTTOM	34.973	11	GUMBLEY	30.247	13	12	MITCHELL	1:31.706	1:31.956	0.250
14	12	MITCHELL	26.950	42	GREEN	35.193	42	GREEN	30.849	14	42	GREEN	1:32.896		
													Perfect Lap	1:29.804	

SEAT Cupra Championship

ROUND 14 - GRID

ROW 7	1:31.956 12 Steve MITCHELL	42 David GREEN
ROW 6	1:31.697 11 Jeremy GUMBLEY	32 Daniel ROWBOTTOM 1:31.828
ROW 5	1:31.403 44 Freddy NORDSTROM	9 Jamie ACKERS 1:31.440
ROW 4	1:31.227 14 David NYE	8 James APPLEBY 1:31.384
ROW 3	1:30.904 2 Carl BREEZE	7 Daniel WELCH 1:31.086
ROW 2	1:30.192 34 Martin BYFORD	3 Andrew HERRON 1:30.774
ROW 1	1:29.888 1 Jonathan ADAM	25 Robert LAWSON 1:30.116
Pole		
		

Oulton Park Island
Circuit Length = 2.2260 miles

Clerk of Course :		Timekeeper :

SEAT Cupra Championship

ROUND 13 - CLASSIFICATION

POS	NO	CL	NAME	NAT	ENTRY	LAPS	TIME	GAP	DIFF	MPH	BEST	ON
1	1		Jonathan ADAM		Total Control Racing	14	21:26.881			87.18	1:30.325	2
2	25		Robert LAWSON		Bardon / JHR	14	21:36.389	9.508	9.508	86.54	1:31.033	2
3	34		Martin BYFORD		AB Glass / Z Speed Racing	14	21:40.074	13.193	3.685	86.29	1:31.024	2
4	3		Andrew HERRON		Brian Herron Plant / JHR	14	21:45.981	19.100	5.907	85.90	1:31.265	2
5	11		Jeremy GUMBLEY		Million Pixel Driver.com / Welch Motorsp	14	21:49.886	23.005	3.905	85.64	1:31.686	2
6	8		James APPLEBY		Hardinge Machine Tools	14	21:52.860	25.979	2.974	85.45	1:32.250	3
7	2		Carl BREEZE		Blue Chip / Welch Motorsport	14	21:54.539	27.658	1.679	85.34	1:31.650	2
8	32		Daniel ROWBOTTOM		DRM M-sport	14	21:55.075	28.194	0.536	85.31	1:31.939	2
9	14		David NYE		Daniels Motorsport	14	21:57.375	30.494	2.300	85.16	1:32.348	3
10	9		Jamie ACKERS		Total Control Racing	14	21:58.123	31.242	0.748	85.11	1:32.181	2
11	44		Freddy NORDSTROM		PlumberTraining.com / Advent Motorsport	14	21:58.596	31.715	0.473	85.08	1:31.978	3
12	12		Steve MITCHELL		J P Motorsport	14	22:05.818	38.937	7.222	84.61	1:33.524	4
13	42		David GREEN		Daniels Motorsport	14	22:16.890	50.009	11.072	83.91	1:32.805	2

NOT CLASSIFIED

<i>DNF</i>	7		Daniel WELCH		Marriott / Welch Motorsport	5	7:59.749	9 laps	9 laps	83.51	1:31.833	2
------------	---	--	---------------------	--	-----------------------------	---	----------	---------------	--------	-------	----------	---

FASTEST LAP

	1		Jonathan ADAM		Total Control Racing	2	1:30.325			88.71 mph	142.78 kph	
--	---	--	----------------------	--	----------------------	---	----------	--	--	-----------	------------	--

Weather / Track : Sunny / Dry

These results are provisional until the conclusion of any judicial and technical matters.

Oulton Park Island
Circuit Length = 2.2260 miles
Start: 16:53 End: 17:15

Clerk of Course :		Timekeeper :	
-------------------	--	--------------	--

SEAT Cupra Championship

ROUND 13 - SECTOR ANALYSIS

1	Jonathan ADAM										Total Control Racing					
1 -		<i>114.9</i>	34.040	99.7	29.903	104.5		1:36.454	8 -	26.690	113.4	34.662	99.1	30.286	104.9	1:31.638
2 -	26.234	114.9	34.206	99.0	29.885	105.8		1:30.325	9 -	26.706	113.0	34.763	99.0	30.334	104.7	1:31.803
3 -	26.336	114.3	34.493	99.3	29.936	105.8		1:30.765	10 -	26.616	113.6	34.997	98.8	30.456	104.9	1:32.069
4 -	26.303	114.3	34.333	98.8	30.084	104.9		1:30.720	11 -	26.729	113.6	34.912	98.4	30.417	104.4	1:32.058
5 -	26.515	113.7	34.531	99.0	30.187	105.0		1:31.233	12 -	26.825	113.2	34.814	99.3	30.461	105.2	1:32.100
6 -	26.515	113.7	34.737	99.1	30.353	104.7		1:31.605	13 -	26.710	113.9	34.788	99.0	30.416	104.7	1:31.914
7 -	26.591	113.6	34.821	98.8	30.331	104.9		1:31.743	14 -	26.901	113.2	35.024	99.0	30.529	104.5	1:32.454
2	Carl BREEZE										Blue Chip / Welch Motorsport					
1 -		<i>114.7</i>	35.272	100.3	31.044	103.9		1:43.803	8 -	27.043	112.8	35.433	97.7	30.708	103.6	1:33.184
2 -	26.786	113.9	34.784	99.4	30.080	104.4		1:31.650	9 -	27.197	111.8	35.435	97.5	30.682	103.7	1:33.314
3 -	26.709	113.6	35.115	98.3	30.600	104.4		1:32.424	10 -	27.135	112.4	35.416	97.7	30.831	103.6	1:33.382
4 -	27.263	111.3	35.532	97.7	30.410	103.9		1:33.205	11 -	27.294	111.8	35.334	97.0	30.768	103.6	1:33.396
5 -	26.994	112.6	35.153	97.8	30.883	103.4		1:33.030	12 -	27.218	112.0	35.310	98.0	31.100	100.6	1:33.628
6 -	27.249	111.5	35.186	97.7	30.732	102.3		1:33.167	13 -	27.338	112.0	35.673	97.7	30.803	104.0	1:33.814
7 -	27.021	113.0	35.172	98.0	30.669	103.2		1:32.862	14 -	27.320	112.2	35.406	97.5	30.954	104.4	1:33.680
3	Andrew HERRON										Brian Herron Plant / JHR					
1 -		113.0	35.298	100.8	30.124	104.9		1:38.773	8 -	26.956	112.6	35.111	98.7	30.713	103.7	1:32.780
2 -	26.562	114.3	34.534	100.0	30.169	104.2		1:31.265	9 -	27.216	111.3	35.268	99.1	30.692	103.6	1:33.176
3 -	26.882	112.8	34.823	99.7	30.306	104.4		1:32.011	10 -	26.906	112.0	35.293	98.0	30.693	104.0	1:32.892
4 -	26.911	112.0	35.362	99.1	30.489	103.4		1:32.762	11 -	27.218	110.7	35.235	98.8	30.696	103.4	1:33.149
5 -	27.127	109.7	34.977	99.0	30.563	103.9		1:32.667	12 -	27.120	111.3	35.310	98.8	30.882	103.4	1:33.312
6 -	26.944	112.2	35.074	98.3	30.560	103.2		1:32.578	13 -	27.288	112.2	35.478	98.7	30.796	103.4	1:33.562
7 -	27.083	112.2	35.038	98.8	30.668	103.7		1:32.789	14 -	27.509	111.7	35.448	99.1	31.308	103.6	1:34.265
7	Daniel WELCH										Marriott / Welch Motorsport					
1 -		113.9	35.075	98.5	30.207	104.7		1:39.827	4 -	26.901	112.2	35.312	97.1	30.678	102.9	1:32.891
2 -	26.674	114.1	34.744	97.7	30.415	103.7		1:31.833	5 -	27.081	111.5	35.332	93.1	In		1:42.599 P
3 -	26.881	112.8	35.059	96.7	30.659	102.8		1:32.599								
8	James APPLEBY										Hardinge Machine Tools					
1 -		113.7	35.621	99.4	30.212	105.5		1:41.363	8 -	27.057	111.5	35.435	97.7	30.654	103.4	1:33.146
2 -	26.837	113.9	35.394	99.7	30.140	104.9		1:32.371	9 -	27.407	109.5	35.352	98.1	30.879	102.6	1:33.638
3 -	26.688	113.4	35.259	99.4	30.303	104.2		1:32.250	10 -	27.148	111.8	35.194	97.3	30.824	102.1	1:33.166
4 -	26.866	112.6	35.664	98.3	30.600	103.2		1:33.130	11 -	27.211	111.7	35.679	97.1	30.761	103.1	1:33.651
5 -	27.211	111.5	35.395	97.8	31.186	99.0		1:33.792	12 -	27.297	111.3	35.372	97.1	30.686	103.1	1:33.355
6 -	27.318	111.8	35.431	98.8	30.709	103.6		1:33.458	13 -	27.223	110.2	35.536	97.7	30.803	103.1	1:33.562
7 -	26.930	112.6	35.061	98.1	30.675	103.4		1:32.666	14 -	27.146	112.2	35.357	97.8	30.809	104.4	1:33.312
9	Jamie ACKERS										Total Control Racing					
1 -		112.8	34.977	99.9	30.274	105.0		1:40.202	8 -	27.273	111.5	35.286	98.0	30.525	103.4	1:33.084
2 -	26.858	114.9	35.004	98.3	30.319	104.7		1:32.181	9 -	27.551	111.3	35.154	97.7	30.766	103.1	1:33.471
3 -	26.955	110.4	34.992	97.8	30.611	103.6		1:32.558	10 -	27.132	112.4	35.393	97.0	30.674	103.9	1:33.199
4 -	27.072	112.8	35.604	97.7	30.616	104.2		1:33.292	11 -	27.554	111.7	35.497	97.3	30.830	103.9	1:33.881
5 -	27.165	113.2	35.058	97.4	31.947	101.7		1:34.170	12 -	27.283	112.2	35.266	97.4	30.763	103.1	1:33.312
6 -	27.171	112.2	35.071	97.8	30.680	102.5		1:32.922	13 -	28.332	108.1	37.657	95.5	31.460	102.9	1:37.449
7 -	27.192	113.0	35.361	97.3	30.742	102.9		1:33.295	14 -	28.420	109.3	35.673	97.5	31.014	103.6	1:35.107
11	Jeremy GUMBLEY										Million Pixel Driver.com / Welch Motorsp					
1 -		113.4	35.323	98.1	30.155	105.7		1:39.406	8 -	27.227	112.8	35.209	96.8	30.604	103.2	1:33.040
2 -	26.609	114.7	34.737	99.1	30.340	103.9		1:31.686	9 -	27.258	111.1	35.821	97.4	30.577	103.6	1:33.656
3 -	26.800	113.7	35.272	97.3	30.440	102.8		1:32.512	10 -	27.155	112.2	35.461	97.4	30.768	103.1	1:33.384
4 -	26.942	110.9	35.124	96.8	30.592	102.1		1:32.658	11 -	27.213	112.6	35.519	97.0	30.702	103.4	1:33.434
5 -	27.126	112.4	35.176	96.7	30.636	103.2		1:32.938	12 -	27.089	112.2	35.314	97.3	30.909	102.1	1:33.312
6 -	27.137	112.2	35.259	96.4	30.722	102.8		1:33.118	13 -	27.209	112.6	35.414	97.0	30.975	103.9	1:33.598
7 -	27.108	111.5	35.301	96.3	30.785	102.9		1:33.194	14 -	27.561	111.3	35.405	97.7	30.984	104.2	1:33.950
12	Steve MITCHELL										J P Motorsport					
1 -		110.9	36.367	98.0	30.815	103.2		1:44.504	8 -	27.202	113.0	35.792	96.0	31.017	102.5	1:34.011
2 -	27.845	111.3	35.653	96.6	30.630	104.2		1:34.128	9 -	27.253	111.8	35.397	97.3	30.949	102.9	1:33.599
3 -	27.413	112.0	36.587	98.1	30.787	104.2		1:34.787	10 -	27.175	111.8	35.416	97.0	31.050	102.9	1:33.641

Oulton Park Island
Circuit Length = 2.2260 miles
Start: 16:53 End: 17:15

Weather / Track : Sunny / Dry

SEAT Cupra Championship

ROUND 13 - SECTOR ANALYSIS

4 -	27.529	108.9	35.054	97.7	30.941	102.6	1:33.524	11 -	27.405	110.9	35.228	97.0	30.998	103.6	1:33.631
5 -	27.655	111.1	35.398	98.3	30.854	104.4	1:33.907	12 -	27.263	111.3	35.463	96.8	31.278	102.9	1:34.004
6 -	27.249	113.0	35.329	97.7	31.047	101.7	1:33.625	13 -	27.542	110.7	35.917	94.7	31.406	103.2	1:34.865
7 -	27.526	112.0	35.121	96.4	30.948	102.5	1:33.595	14 -	27.500	112.2	35.608	98.3	30.889	103.4	1:33.997
14	David NYE							Daniels Motorsport							
1 -	102.5	36.112	100.0	31.589	96.6	1:43.811	8 -	27.704	113.2	34.919	98.7	30.655	103.7	1:33.278	
2 -	28.307	108.4	35.151	100.2	30.239	104.5	1:33.697	9 -	26.737	113.4	35.390	98.1	30.743	103.4	1:32.870
3 -	26.665	112.2	35.252	98.7	30.431	104.7	1:32.348	10 -	26.844	111.3	35.373	97.5	30.921	103.2	1:33.138
4 -	26.691	112.6	35.355	99.0	30.680	105.0	1:32.726	11 -	27.146	112.6	35.537	97.7	30.729	103.7	1:33.412
5 -	27.053	112.8	36.153	97.5	30.786	103.7	1:33.992	12 -	28.398	92.3	35.717	95.6	30.875	102.1	1:34.990
6 -	26.763	110.2	35.150	98.8	30.597	103.9	1:32.510	13 -	27.069	112.0	35.586	97.3	31.025	102.3	1:33.680
7 -	27.007	110.0	35.121	98.3	30.722	102.9	1:32.850	14 -	27.603	111.5	35.589	97.1	30.881	102.1	1:34.073
25	Robert LAWSON							Bardon / JHR							
1 -	115.3	34.947	100.5	29.884	106.0	1:38.209	8 -	27.060	111.5	34.877	98.4	30.207	105.0	1:32.144	
2 -	26.381	115.5	34.585	98.8	30.067	106.7	1:31.033	9 -	26.956	113.6	35.216	98.0	30.325	105.2	1:32.497
3 -	26.817	113.9	34.666	98.5	30.186	106.2	1:31.669	10 -	26.685	113.7	34.924	98.4	30.434	105.0	1:32.043
4 -	26.868	112.6	34.903	99.1	30.305	104.9	1:32.076	11 -	26.788	113.4	35.029	99.1	30.363	105.7	1:32.180
5 -	27.018	111.7	34.930	98.1	30.442	104.5	1:32.390	12 -	26.737	113.4	35.028	99.0	30.492	105.5	1:32.257
6 -	26.839	113.6	34.670	98.8	30.447	104.0	1:31.956	13 -	27.040	113.0	35.096	99.0	30.528	105.4	1:32.664
7 -	27.026	113.2	34.979	97.4	30.302	104.5	1:32.307	14 -	27.011	111.8	35.124	99.1	30.829	105.7	1:32.964
32	Daniel ROWBOTTOM							DRM M-sport							
1 -	113.4	35.389	99.6	30.392	106.2	1:41.110	8 -	27.315	111.8	35.367	98.1	30.524	103.7	1:33.206	
2 -	26.700	113.7	35.115	99.7	30.124	106.0	1:31.939	9 -	27.347	113.0	35.420	98.4	30.490	103.9	1:33.257
3 -	26.909	114.7	35.081	98.8	30.260	105.5	1:32.250	10 -	27.182	113.4	35.545	97.7	30.748	104.5	1:33.475
4 -	27.031	114.1	35.856	98.5	30.519	104.5	1:33.406	11 -	27.044	112.2	35.417	97.4	30.867	103.6	1:33.328
5 -	27.087	113.4	35.207	97.7	31.930	101.2	1:34.224	12 -	27.184	113.0	35.482	97.5	30.754	104.5	1:33.420
6 -	28.145	111.5	35.949	97.8	30.675	103.1	1:34.769	13 -	27.379	113.2	35.976	98.4	30.672	104.4	1:34.027
7 -	27.092	113.4	35.252	97.5	30.649	104.0	1:32.993	14 -	27.193	111.7	35.629	98.4	30.849	104.0	1:33.671
34	Martin BYFORD							AB Glass / Z Speed Racing							
1 -	113.9	34.526	99.0	30.119	104.9	1:37.589	8 -	26.839	113.0	35.096	98.0	30.457	104.2	1:32.392	
2 -	26.516	113.9	34.502	98.5	30.006	104.9	1:31.024	9 -	26.995	112.4	35.991	96.3	30.737	102.5	1:33.723
3 -	26.766	113.4	34.923	98.0	30.237	104.2	1:31.926	10 -	26.874	112.2	35.251	97.1	30.628	103.2	1:32.753
4 -	26.795	113.2	35.015	97.5	30.400	104.5	1:32.210	11 -	27.026	112.6	35.018	97.1	30.517	104.0	1:32.561
5 -	26.793	113.2	34.935	98.3	30.404	104.2	1:32.132	12 -	26.893	112.2	35.030	97.1	30.691	103.4	1:32.614
6 -	26.761	113.7	34.841	97.8	30.399	104.4	1:32.001	13 -	27.304	112.6	35.101	98.3	30.561	104.2	1:32.966
7 -	26.842	113.6	34.948	98.1	30.361	104.4	1:32.151	14 -	27.144	112.8	35.414	97.4	31.474	100.8	1:34.032
42	David GREEN							Daniels Motorsport							
1 -	113.2	35.648	100.0	30.052	107.2	1:41.626	8 -	27.068	113.4	35.761	99.3	30.586	103.1	1:33.415	
2 -	26.866	111.1	35.713	100.0	30.226	105.5	1:32.805	9 -	27.075	113.4	35.096	99.3	40.441	78.2	1:42.612
3 -	26.780	114.5	35.674	96.3	30.557	104.9	1:33.011	10 -	28.418	110.6	35.189	99.7	30.491	103.7	1:34.098
4 -	27.372	110.6	36.336	98.3	30.415	104.7	1:34.123	11 -	27.160	112.2	35.276	99.4	30.722	104.7	1:33.158
5 -	27.437	110.0	46.152	96.7	31.305	102.6	1:44.894	12 -	27.269	112.2	36.116	97.8	30.874	104.9	1:34.259
6 -	27.077	112.8	35.145	98.4	30.695	103.7	1:32.917	13 -	27.020	106.9	35.454	100.0	30.525	105.0	1:32.999
7 -	27.338	112.4	35.470	97.5	30.496	104.9	1:33.304	14 -	26.971	113.0	35.460	99.1	31.238	101.4	1:33.669
44	Freddy NORDSTROM							PlumberTraining.com / Advent Motorsport							
1 -	110.4	36.038	100.6	31.897	102.6	1:44.367	8 -	27.015	113.7	35.215	99.1	30.546	104.4	1:32.776	
2 -	27.134	113.2	34.852	99.7	30.112	105.2	1:32.098	9 -	27.112	113.6	35.298	98.1	30.564	104.7	1:32.974
3 -	26.750	114.3	34.915	100.0	30.313	104.5	1:31.978	10 -	27.067	113.0	34.920	98.7	30.754	103.6	1:32.741
4 -	26.905	113.2	35.957	99.4	30.857	104.4	1:33.719	11 -	27.062	113.4	35.113	99.0	30.708	104.5	1:32.883
5 -	27.072	112.8	39.143	95.1	31.131	104.2	1:37.346	12 -	27.449	100.6	36.135	98.0	30.841	103.6	1:34.425
6 -	27.193	113.9	34.981	99.9	30.393	105.4	1:32.567	13 -	27.113	113.4	35.365	98.5	30.845	104.0	1:33.323
7 -	26.911	113.7	35.124	99.0	30.334	104.7	1:32.369	14 -	28.021	110.7	36.006	98.0	31.003	104.2	1:35.030

SEAT Cupra Championship

ROUND 13 - SPEED TRAPS

SECTOR 1				SECTOR 2			FINISH LINE			
POS	NO	NAME	MPH	NO	NAME	MPH	NO	NAME	MPH	
1	25	Robert LAWSON	115.5	3	Andrew HERRON	100.8	42	David GREEN	107.2	
2	1	Jonathan ADAM	114.9	44	Freddy NORDSTROM	100.6	25	Robert LAWSON	106.7	
3	9	Jamie ACKERS	114.9	25	Robert LAWSON	100.5	32	Daniel ROWBOTTOM	106.2	
4	2	Carl BREEZE	114.7	2	Carl BREEZE	100.3	1	Jonathan ADAM	105.8	
5	11	Jeremy GUMBLEY	114.7	14	David NYE	100.2	11	Jeremy GUMBLEY	105.7	
6	32	Daniel ROWBOTTOM	114.7	42	David GREEN	100.0	8	James APPLEBY	105.5	
7	42	David GREEN	114.5	9	Jamie ACKERS	99.9	44	Freddy NORDSTROM	105.4	
8	3	Andrew HERRON	114.3	1	Jonathan ADAM	99.7	9	Jamie ACKERS	105.0	
9	44	Freddy NORDSTROM	114.3	8	James APPLEBY	99.7	14	David NYE	105.0	
10	7	Daniel WELCH	114.1	32	Daniel ROWBOTTOM	99.7	3	Andrew HERRON	104.9	
11	8	James APPLEBY	113.9	11	Jeremy GUMBLEY	99.1	34	Martin BYFORD	104.9	
12	34	Martin BYFORD	113.9	34	Martin BYFORD	99.0	7	Daniel WELCH	104.7	
13	14	David NYE	113.4	7	Daniel WELCH	98.5	2	Carl BREEZE	104.4	
14	12	Steve MITCHELL	113.0	12	Steve MITCHELL	98.3	12	Steve MITCHELL	104.4	

Weather / Track : Sunny / Dry

www.tsl-timing.com

Oulton Park Island
 Circuit Length = 2.2260 miles
 Start: 16:53 End: 17:15

Printed - 17.16 Saturday, 26 July 2008

SEAT Cupra Championship

ROUND 13 - BEST SECTOR TIMES

SECTOR 1			SECTOR 2			SECTOR 3			IDEAL / BEST COMPARISON								
POS	NO	NAME	TIME	NO	NAME	TIME	NO	NAME	TIME	POS	NO	NAME	IDEAL	BEST	DIFF		
1	1	ADAM	26.234	1	ADAM	34.040	25	LAWSON	29.884	1	1	ADAM	1:30.159	1:30.325	0.166		
2	25	LAWSON	26.381	34	BYFORD	34.502	1	ADAM	29.885	2	25	LAWSON	1:30.850	1:31.033	0.183		
3	34	BYFORD	26.516	3	HERRON	34.534	34	BYFORD	30.006	3	34	BYFORD	1:31.024	1:31.024	0.000		
4	3	HERRON	26.562	25	LAWSON	34.585	42	GREEN	30.052	4	3	HERRON	1:31.220	1:31.265	0.045		
5	11	GUMBLEY	26.609	11	GUMBLEY	34.737	2	BREEZE	30.080	5	11	GUMBLEY	1:31.501	1:31.686	0.185		
6	14	NYE	26.665	7	WELCH	34.744	44	NORDSTROM	30.112	6	2	BREEZE	1:31.573	1:31.650	0.077		
7	7	WELCH	26.674	2	BREEZE	34.784	3	HERRON	30.124	7	7	WELCH	1:31.625	1:31.833	0.208		
8	8	APPLEBY	26.688	44	NORDSTROM	34.852	32	ROWBOTTOM	30.124	8	44	NORDSTROM	1:31.714	1:31.978	0.264		
9	32	ROWBOTTOM	26.700	14	NYE	34.919	8	APPLEBY	30.140	9	14	NYE	1:31.823	1:32.348	0.525		
10	2	BREEZE	26.709	9	ACKERS	34.977	11	GUMBLEY	30.155	10	8	APPLEBY	1:31.889	1:32.250	0.361		
11	44	NORDSTROM	26.750	12	MITCHELL	35.054	7	WELCH	30.207	11	32	ROWBOTTOM	1:31.905	1:31.939	0.034		
12	42	GREEN	26.780	8	APPLEBY	35.061	14	NYE	30.239	12	42	GREEN	1:31.928	1:32.805	0.877		
13	9	ACKERS	26.858	32	ROWBOTTOM	35.081	9	ACKERS	30.274	13	9	ACKERS	1:32.109	1:32.181	0.072		
14	12	MITCHELL	27.175	42	GREEN	35.096	12	MITCHELL	30.630	14	12	MITCHELL	1:32.859	1:33.524	0.665		
												Perfect Lap		1:30.158			

SEAT Cupra Championship

ROUND 13 - LAP CHART

Lap 1			Lap 2			Lap 3			Lap 4			Lap 5		
No	Behind	Laptime	No	Behind	Laptime	No	Behind	Laptime	No	Behind	Laptime	No	Behind	Laptime
1		1:36.454	1		1:30.325	1		1:30.765	1		1:30.720	1		1:31.233
34	1.135	1:37.589	34	1.834	1:31.024	34	2.995	1:31.926	34	4.485	1:32.210	34	5.384	1:32.132
25	1.755	1:38.209	25	2.463	1:31.033	25	3.367	1:31.669	25	4.723	1:32.076	25	5.880	1:32.390
3	2.319	1:38.773	3	3.259	1:31.265	3	4.505	1:32.011	3	6.547	1:32.762	3	7.981	1:32.667
11	2.952	1:39.406	11	4.313	1:31.686	11	6.060	1:32.512	11	7.998	1:32.658	11	9.703	1:32.938
7	3.373	1:39.827	7	4.881	1:31.833	7	6.715	1:32.599	7	8.886	1:32.891	9	12.906	1:34.170
9	3.748	1:40.202	9	5.604	1:32.181	9	7.397	1:32.558	9	9.969	1:33.292	8	13.409	1:33.792
32	4.656	1:41.110	32	6.270	1:31.939	32	7.755	1:32.250	32	10.441	1:33.406	32	13.432	1:34.224
8	4.909	1:41.363	8	6.955	1:32.371	8	8.440	1:32.250	8	10.850	1:33.130	2	14.615	1:33.030
42	5.172	1:41.626	42	7.652	1:32.805	42	9.898	1:33.011	2	12.818	1:33.205	14	17.077	1:33.992
2	7.349	1:43.803	2	8.674	1:31.650	2	10.333	1:32.424	42	13.301	1:34.123	44	20.011	1:37.346
14	7.357	1:43.811	44	9.686	1:32.098	44	10.899	1:31.978	44	13.898	1:33.719	7	20.252	1:42.599
44	7.913	1:44.367	14	10.729	1:33.697	14	12.312	1:32.348	14	14.318	1:32.726	12	21.353	1:33.907
12	8.050	1:44.504	12	11.853	1:34.128	12	15.875	1:34.787	12	18.679	1:33.524	42	26.962	1:44.894

SEAT Cupra Championship

ROUND 13 - LAP CHART

Lap 6			Lap 7			Lap 8			Lap 9			Lap 10		
No	Behind	Laptime	No	Behind	Laptime	No	Behind	Laptime	No	Behind	Laptime	No	Behind	Laptime
1		1:31.605	1		1:31.743	1		1:31.638	1		1:31.803	1		1:32.069
34	5.780	1:32.001	34	6.188	1:32.151	34	6.942	1:32.392	25	7.995	1:32.497	25	7.969	1:32.043
25	6.231	1:31.956	25	6.795	1:32.307	25	7.301	1:32.144	34	8.862	1:33.723	34	9.546	1:32.753
3	8.954	1:32.578	3	10.000	1:32.789	3	11.142	1:32.780	3	12.515	1:33.176	3	13.338	1:32.892
11	11.216	1:33.118	11	12.667	1:33.194	11	14.069	1:33.040	11	15.922	1:33.656	11	17.237	1:33.384
9	14.223	1:32.922	9	15.775	1:33.295	9	17.221	1:33.084	9	18.889	1:33.471	9	20.019	1:33.199
8	15.262	1:33.458	8	16.185	1:32.666	8	17.693	1:33.146	8	19.528	1:33.638	8	20.625	1:33.166
2	16.177	1:33.167	2	17.296	1:32.862	2	18.842	1:33.184	2	20.353	1:33.314	2	21.666	1:33.382
32	16.596	1:34.769	32	17.846	1:32.993	32	19.414	1:33.206	32	20.868	1:33.257	32	22.274	1:33.475
14	17.982	1:32.510	14	19.089	1:32.850	14	20.729	1:33.278	14	21.796	1:32.870	14	22.865	1:33.138
44	20.973	1:32.567	44	21.599	1:32.369	44	22.737	1:32.776	44	23.908	1:32.974	44	24.580	1:32.741
12	23.373	1:33.625	12	25.225	1:33.595	12	27.598	1:34.011	12	29.394	1:33.599	12	30.966	1:33.641
42	28.274	1:32.917	42	29.835	1:33.304	42	31.612	1:33.415	42	42.421	1:42.612	42	44.450	1:34.098

SEAT Cupra Championship

ROUND 13 - LAP CHART

Lap 11			Lap 12			Lap 13			Lap 14		
No	Behind	Laptime	No	Behind	Laptime	No	Behind	Laptime	No	Behind	Laptime
1		1:32.058	1		1:32.100	1		1:31.914	1		1:32.454
25	8.091	1:32.180	25	8.248	1:32.257	25	8.998	1:32.664	25	9.508	1:32.964
34	10.049	1:32.561	34	10.563	1:32.614	34	11.615	1:32.966	34	13.193	1:34.032
3	14.429	1:33.149	3	15.641	1:33.312	3	17.289	1:33.562	3	19.100	1:34.265
11	18.613	1:33.434	11	19.825	1:33.312	11	21.509	1:33.598	11	23.005	1:33.950
9	21.842	1:33.881	9	23.054	1:33.312	8	25.121	1:33.562	8	25.979	1:33.312
8	22.218	1:33.651	8	23.473	1:33.355	2	26.432	1:33.814	2	27.658	1:33.680
2	23.004	1:33.396	2	24.532	1:33.628	32	26.977	1:34.027	32	28.194	1:33.671
32	23.544	1:33.328	32	24.864	1:33.420	9	28.589	1:37.449	14	30.494	1:34.073
14	24.219	1:33.412	14	27.109	1:34.990	14	28.875	1:33.680	9	31.242	1:35.107
44	25.405	1:32.883	44	27.730	1:34.425	44	29.139	1:33.323	44	31.715	1:35.030
12	32.539	1:33.631	12	34.443	1:34.004	12	37.394	1:34.865	12	38.937	1:33.997
42	45.550	1:33.158	42	47.709	1:34.259	42	48.794	1:32.999	42	50.009	1:33.669

SEAT Cupra Championship

ROUND 13 - POSITION CHART

No	Name	Laps Pos	1	2	3	4	5	6	7	8	9	10	11	12	13	14
			1	ADAM	1	1	1	1	1	1	1	1	1	1	1	1
34	BYFORD	2	34	34	34	34	34	34	34	34	25	25	25	25	25	25
25	LAWSON	3	25	25	25	25	25	25	25	25	34	34	34	34	34	34
3	HERRON	4	3	3	3	3	3	3	3	3	3	3	3	3	3	3
11	GUMBLEY	5	11	11	11	11	11	11	11	11	11	11	11	11	11	11
7	WELCH	6	7	7	7	7	9	9	9	9	9	9	9	9	8	8
9	ACKERS	7	9	9	9	9	8	8	8	8	8	8	8	8	2	2
32	ROWBOTTOM	8	32	32	32	32	32	2	2	2	2	2	2	2	32	32
8	APPLEBY	9	8	8	8	8	2	32	32	32	32	32	32	32	9	14
42	GREEN	10	42	42	42	2	14	14	14	14	14	14	14	14	14	9
2	BREEZE	11	2	2	2	42	44	44	44	44	44	44	44	44	44	44
14	NYE	12	14	44	44	44	7	12	12	12	12	12	12	12	12	12
44	NORDSTROM	13	44	14	14	14	12	42	42	42	42	42	42	42	42	42
12	MITCHELL	14	12	12	12	12	42									

SEAT Cupra Championship

ROUND 14 - CLASSIFICATION

POS	NO	CL	NAME	NAT	ENTRY	LAPS	TIME	GAP	DIFF	MPH	BEST	ON
1	1		Jonathan ADAM		Total Control Racing	14	21:30.301			86.94	1:30.935	2
2	25		Robert LAWSON		Bardon / JHR	14	21:34.827	4.526	4.526	86.64	1:31.700	3
3	34		Martin BYFORD		AB Glass / Z Speed Racing	14	21:43.082	12.781	8.255	86.09	1:31.832	3
4	7		Daniel WELCH		Marriott / Welch Motorsport	14	21:48.091	17.790	5.009	85.76	1:32.408	4
5	11		Jeremy GUMBLEY		Million Pixel Driver.com / Welch Motorsp	14	22:02.254	31.953	14.163	84.84	1:33.062	2
6	32		Daniel ROWBOTTOM		DRM M-sport	14	22:05.757	35.456	3.503	84.62	1:32.991	2
7	2		Carl BREEZE		Blue Chip / Welch Motorsport	14	22:09.619	39.318	3.862	84.37	1:32.952	2
8	9		Jamie ACKERS		Total Control Racing	14	22:09.865	39.564	0.246	84.36	1:33.153	2
9	44		Freddy NORDSTROM		PlumberTraining.com / Advent Motorsport	14	22:10.566	40.265	0.701	84.31	1:33.115	2
10	3		Andrew HERRON		Brian Herron Plant / JHR	14	22:10.794	40.493	0.228	84.30	1:32.468	3
11	8		James APPLEBY		Hardinge Machine Tools	14	22:20.856	50.555	10.062	83.67	1:32.917	2
NOT CLASSIFIED												
DNF	14		David NYE		Daniels Motorsport	13	20:48.383	1 lap	1 lap	83.44	1:32.146	2
DNF	12		Steve MITCHELL		J P Motorsport	0						
DNF	42		David GREEN		Daniels Motorsport	0						
FASTEST LAP												
	1		Jonathan ADAM		Total Control Racing	2	1:30.935			88.12 mph	141.82 kph	

Weather / Track : Sunny / Dry

These results are provisional until the conclusion of any judicial and technical matters.

Oulton Park Island
Circuit Length = 2.2260 miles
Start: 15:40 End: 16:04

Clerk of Course :		Timekeeper :
-------------------	--	--------------

SEAT Cupra Championship

ROUND 14 - SECTOR ANALYSIS

1		Jonathan ADAM				Total Control Racing									
1 -	113.6	34.327	99.9	30.035	104.4	1:36.226	8 -	26.676	113.0	34.892	97.7	30.461	104.5	1:32.029	
2 -	26.409	113.2	34.355	99.4	30.171	104.4	1:30.935	9 -	26.796	112.6	34.905	98.1	30.455	103.4	1:32.156
3 -	26.654	112.4	34.445	99.3	30.288	104.0	1:31.387	10 -	26.796	112.6	34.831	98.5	30.439	103.6	1:32.066
4 -	26.613	112.4	34.495	98.4	30.234	103.9	1:31.342	11 -	26.807	112.6	34.774	99.3	30.761	103.9	1:32.342
5 -	26.607	112.6	34.587	98.8	30.257	104.2	1:31.451	12 -	26.811	112.8	34.938	99.0	30.413	104.7	1:32.162
6 -	26.620	112.8	34.698	98.8	30.357	104.2	1:31.675	13 -	26.958	112.8	34.819	99.1	30.475	104.4	1:32.252
7 -	26.722	112.8	34.749	97.7	30.568	104.2	1:32.039	14 -	26.892	112.8	34.790	99.1	30.557	104.5	1:32.239
2		Carl BREEZE				Blue Chip / Welch Motorsport									
1 -	110.9	36.629	97.7	30.446	104.9	1:42.439	8 -	27.210	110.6	35.582	97.0	30.895	103.2	1:33.687	
2 -	26.960	112.0	35.538	98.3	30.454	104.0	1:32.952	9 -	27.957	110.4	35.710	96.0	30.963	102.0	1:34.630
3 -	27.063	111.1	35.710	97.8	30.717	102.9	1:33.490	10 -	27.537	111.3	35.614	96.0	31.100	102.1	1:34.251
4 -	27.207	111.7	35.332	97.8	30.720	102.6	1:33.259	11 -	27.450	110.7	35.828	96.0	32.521	101.1	1:35.799
5 -	27.257	111.7	35.725	96.8	30.884	102.6	1:33.866	12 -	27.537	110.2	35.549	96.4	31.168	101.5	1:34.254
6 -	27.419	109.1	35.871	95.5	30.999	101.5	1:34.289	13 -	27.796	109.5	35.816	96.3	31.402	101.2	1:35.014
7 -	27.270	111.1	35.760	96.8	31.214	102.8	1:34.244	14 -	28.990	108.2	36.602	96.1	31.853	102.9	1:37.445
3		Andrew HERRON				Brian Herron Plant / JHR									
1 -	111.5	34.996	99.6	30.435	104.0	1:45.262	8 -	27.434	109.3	35.612	96.3	30.999	100.9	1:34.045	
2 -	28.156	112.4	34.863	99.9	30.222	104.0	1:33.241	9 -	27.607	108.9	35.407	96.6	31.498	100.9	1:34.512
3 -	27.009	111.8	35.072	98.5	30.387	103.1	1:32.468	10 -	27.548	108.4	35.859	95.5	31.265	100.2	1:34.672
4 -	27.154	112.2	36.044	97.4	30.703	102.5	1:33.901	11 -	27.840	108.4	35.788	95.5	31.274	99.0	1:34.902
5 -	27.048	111.5	35.895	96.8	30.839	102.5	1:33.782	12 -	27.630	108.9	35.688	95.5	31.686	98.7	1:35.004
6 -	27.247	110.0	35.694	96.8	30.999	102.0	1:33.940	13 -	27.657	108.8	35.826	94.9	31.392	99.6	1:34.875
7 -	27.340	110.2	35.869	95.9	31.553	100.8	1:34.762	14 -	27.773	108.6	35.868	94.0	31.787	99.0	1:35.428
7		Daniel WELCH				Marriott / Welch Motorsport									
1 -	111.8	34.774	99.3	30.550	103.9	1:39.446	8 -	26.937	111.8	35.238	96.1	30.801	101.8	1:32.976	
2 -	26.877	112.6	34.828	97.8	30.748	102.6	1:32.453	9 -	26.947	112.0	35.155	96.6	30.701	102.0	1:32.803
3 -	27.035	111.3	35.136	95.9	30.603	102.1	1:32.774	10 -	27.055	112.0	35.135	96.6	30.720	101.8	1:32.910
4 -	26.945	111.8	34.853	97.1	30.610	102.0	1:32.408	11 -	27.039	111.1	35.050	97.0	30.752	101.8	1:32.841
5 -	26.983	111.7	35.094	96.7	30.818	101.7	1:32.895	12 -	27.075	110.9	35.059	96.7	30.744	101.8	1:32.878
6 -	27.021	111.5	35.077	97.3	30.751	102.5	1:32.849	13 -	27.141	111.7	35.497	94.3	30.955	102.5	1:33.593
7 -	27.195	108.4	35.342	97.0	30.775	102.5	1:33.312	14 -	27.262	109.8	35.564	96.4	31.127	102.5	1:33.953
8		James APPLEBY				Hardinge Machine Tools									
1 -	104.7	36.740	98.0	30.452	103.2	1:42.009	8 -	27.447	107.7	35.726	94.7	31.233	100.0	1:34.406	
2 -	27.140	111.3	35.213	98.5	30.564	102.3	1:32.917	9 -	27.793	109.3	35.643	95.1	31.038	99.7	1:34.474
3 -	26.906	111.8	35.548	97.3	30.792	101.1	1:33.246	10 -	27.278	108.9	35.632	94.9	31.204	99.9	1:34.114
4 -	27.052	109.8	35.530	95.9	30.979	100.5	1:33.561	11 -	27.544	109.7	35.546	94.9	31.102	76.0	1:40.192
5 -	27.277	108.6	35.822	94.0	30.932	99.6	1:34.031	12 -	35.674	107.4	36.059	95.5	31.445	100.9	1:43.178
6 -	27.181	108.8	35.927	94.9	30.898	100.0	1:34.006	13 -	27.500	108.8	35.788	94.8	32.789	98.3	1:36.077
7 -	27.358	108.8	35.535	95.5	31.008	99.4	1:33.901	14 -	27.588	107.4	35.774	95.3	31.382	98.7	1:34.744
9		Jamie ACKERS				Total Control Racing									
1 -	109.1	36.972	98.4	30.425	104.2	1:43.381	8 -	27.476	111.7	35.571	96.1	31.157	102.1	1:34.204	
2 -	27.162	113.0	35.271	98.5	30.720	103.6	1:33.153	9 -	27.273	111.7	36.520	94.0	31.436	100.8	1:35.229
3 -	27.364	112.6	35.661	97.8	30.527	103.2	1:33.552	10 -	27.479	111.1	35.796	96.3	31.062	102.0	1:34.337
4 -	27.329	112.0	35.635	96.1	30.807	101.7	1:33.771	11 -	27.456	111.3	35.546	96.6	31.347	101.8	1:34.349
5 -	27.118	111.8	35.756	97.0	30.714	102.3	1:33.588	12 -	27.516	111.7	35.813	94.7	32.146	101.4	1:35.475
6 -	27.519	110.6	35.552	97.0	31.033	101.8	1:34.104	13 -	27.499	110.7	35.685	96.3	31.121	101.5	1:34.305
7 -	27.493	110.2	35.764	96.6	31.066	102.3	1:34.323	14 -	27.700	109.5	36.668	95.7	31.726	100.5	1:36.094
11		Jeremy GUMBLEY				Million Pixel Driver.com / Welch Motorsp									
1 -	108.8	35.583	98.1	30.562	103.4	1:41.264	8 -	27.373	110.4	35.368	97.0	30.963	101.7	1:33.704	
2 -	27.090	112.4	35.404	98.1	30.568	104.2	1:33.062	9 -	27.482	110.6	35.858	96.8	30.995	103.1	1:34.335
3 -	26.928	111.7	35.294	97.5	30.859	102.3	1:33.081	10 -	27.340	110.9	35.397	97.5	30.933	102.8	1:33.670
4 -	27.369	112.0	35.341	97.4	31.016	102.1	1:33.726	11 -	27.561	110.2	36.553	96.6	31.969	101.8	1:36.083
5 -	27.260	110.0	35.232	96.6	30.855	102.8	1:33.347	12 -	27.940	110.4	35.574	97.4	31.122	102.1	1:34.636
6 -	27.304	110.4	35.258	97.0	30.852	102.0	1:33.414	13 -	27.404	110.6	35.336	97.3	31.113	102.6	1:33.853
7 -	27.341	111.3	35.395	97.4	30.824	102.8	1:33.560	14 -	27.376	111.1	35.799	97.1	31.344	101.5	1:34.519

Oulton Park Island
Circuit Length = 2.2260 miles
Start: 15:40 End: 16:04

Weather / Track : Sunny / Dry

SEAT Cupra Championship

ROUND 14 - SECTOR ANALYSIS

14	David NYE	Daniels Motorsport													
1 -	102.1	35.493	99.9	30.467	104.2	1:40.519	8 -	27.058	110.6	35.343	96.3	30.831	101.4	1:33.232	
2 -	26.629	111.1	35.073	99.3	30.444	103.9	1:32.146	9 -	27.500	109.1	36.081	92.8	32.954	99.0	1:36.535
3 -	26.526	106.7	35.431	99.3	30.475	103.6	1:32.432	10 -	27.981	104.2	36.212	94.7	31.646	98.7	1:35.839
4 -	26.884	112.6	35.284	98.3	30.519	103.1	1:32.687	11 -	27.943	102.5	36.780	94.4	32.133	98.0	1:36.856
5 -	26.827	110.2	35.421	97.5	30.686	102.1	1:32.934	12 -	29.988	106.0	36.742	86.8	35.650	89.1	1:42.380
6 -	27.048	108.8	35.148	97.5	30.532	102.5	1:32.728	13 -	31.461	88.7	39.255	85.4	36.072	86.8	1:46.788
7 -	27.070	110.4	35.378	96.4	30.859	101.7	1:33.307								
25	Robert LAWSON	Bardon / JHR													
1 -	112.0	34.772	100.8	30.092	106.0	1:37.143	8 -	26.643	113.2	34.879	98.8	30.259	104.5	1:31.781	
2 -	26.612	113.2	34.824	99.7	30.271	105.2	1:31.707	9 -	26.724	113.0	35.147	97.1	30.351	105.0	1:32.222
3 -	26.684	113.2	34.691	99.3	30.325	104.7	1:31.700	10 -	26.817	112.4	34.880	98.4	30.387	104.7	1:32.084
4 -	26.726	113.0	34.777	99.3	30.325	103.4	1:31.828	11 -	26.956	112.0	35.036	98.5	30.484	104.0	1:32.476
5 -	26.959	111.7	34.900	98.5	30.411	103.9	1:32.270	12 -	26.763	113.2	34.985	98.5	30.593	104.9	1:32.341
6 -	27.012	112.2	34.782	99.1	30.355	104.9	1:32.149	13 -	26.784	112.8	35.000	98.8	30.448	104.2	1:32.232
7 -	26.805	112.4	34.908	98.3	30.514	104.7	1:32.227	14 -	27.183	112.2	35.057	98.0	30.427	104.9	1:32.667
32	Daniel ROWBOTTOM	DRM M-sport													
1 -	110.9	36.579	98.8	30.607	104.5	1:42.827	8 -	27.282	112.2	35.732	96.4	30.922	102.3	1:33.936	
2 -	26.708	112.0	35.725	98.4	30.558	103.7	1:32.991	9 -	27.637	111.5	35.823	97.4	31.040	101.1	1:34.500
3 -	26.911	113.2	35.690	98.4	30.655	103.7	1:33.256	10 -	27.421	111.8	35.768	95.3	31.135	101.1	1:34.324
4 -	27.183	111.5	35.455	97.0	30.858	102.8	1:33.496	11 -	27.321	110.0	35.850	96.4	32.506	99.9	1:35.677
5 -	27.241	112.0	35.736	96.7	30.843	102.3	1:33.820	12 -	27.490	110.2	35.838	96.4	31.247	100.5	1:34.575
6 -	27.217	110.2	35.918	97.3	31.045	102.8	1:34.180	13 -	27.642	108.8	35.624	97.7	31.143	102.6	1:34.409
7 -	27.247	110.7	35.783	97.1	31.118	101.7	1:34.148	14 -	27.439	112.0	35.466	97.8	30.713	104.0	1:33.618
34	Martin BYFORD	AB Glass / Z Speed Racing													
1 -	113.2	34.714	99.0	30.264	104.4	1:37.586	8 -	27.052	111.7	35.017	97.7	30.670	103.6	1:32.739	
2 -	26.790	113.0	35.103	98.0	30.262	104.5	1:32.155	9 -	27.054	112.2	35.418	96.6	30.740	103.6	1:33.212
3 -	26.727	112.6	34.763	96.8	30.342	104.0	1:31.832	10 -	27.067	112.0	35.235	97.1	30.596	103.7	1:32.898
4 -	26.989	112.2	34.917	98.4	30.527	102.9	1:32.433	11 -	27.143	111.7	35.277	97.8	30.614	103.9	1:33.034
5 -	26.937	112.4	34.974	97.7	30.469	103.4	1:32.380	12 -	27.116	112.2	35.060	98.1	30.671	103.9	1:32.847
6 -	27.061	112.0	35.130	97.4	30.596	102.9	1:32.787	13 -	27.078	111.5	35.060	98.0	30.586	103.9	1:32.724
7 -	26.950	112.2	35.157	96.4	30.584	103.6	1:32.691	14 -	27.151	111.8	35.512	98.3	31.101	102.1	1:33.764
44	Freddy NORDSTROM	PlumberTraining.com / Advent Motorsport													
1 -	112.0	34.972	100.2	30.436	105.2	1:43.801	8 -	27.189	111.7	35.713	97.3	30.832	102.9	1:33.734	
2 -	27.378	113.0	35.311	98.3	30.426	104.0	1:33.115	9 -	27.424	112.0	35.891	95.2	31.629	102.6	1:34.944
3 -	27.138	113.4	35.727	98.3	30.732	102.5	1:33.597	10 -	27.376	111.7	35.854	97.3	31.136	101.4	1:34.366
4 -	27.150	112.8	35.845	96.1	30.785	103.1	1:33.780	11 -	27.506	110.7	35.743	95.7	31.524	99.7	1:34.773
5 -	27.303	112.0	35.540	97.4	30.724	101.8	1:33.567	12 -	27.750	110.7	35.757	94.9	31.492	100.8	1:34.999
6 -	27.439	111.3	35.820	96.4	30.925	103.2	1:34.184	13 -	27.782	109.7	35.772	96.0	31.267	101.1	1:34.821
7 -	27.317	111.8	36.201	93.7	31.394	102.9	1:34.912	14 -	27.520	109.8	36.228	95.5	32.225	99.6	1:35.973

SEAT Cupra Championship

ROUND 14 - SPEED TRAPS

SECTOR 1				SECTOR 2			FINISH LINE		
POS	NO	NAME	MPH	NO	NAME	MPH	NO	NAME	MPH
1	1	Jonathan ADAM	113.6	25	Robert LAWSON	100.8	25	Robert LAWSON	106.0
2	44	Freddy NORDSTROM	113.4	44	Freddy NORDSTROM	100.2	44	Freddy NORDSTROM	105.2
3	25	Robert LAWSON	113.2	1	Jonathan ADAM	99.9	2	Carl BREEZE	104.9
4	32	Daniel ROWBOTTOM	113.2	3	Andrew HERRON	99.9	1	Jonathan ADAM	104.7
5	34	Martin BYFORD	113.2	14	David NYE	99.9	32	Daniel ROWBOTTOM	104.5
6	9	Jamie ACKERS	113.0	7	Daniel WELCH	99.3	34	Martin BYFORD	104.5
7	7	Daniel WELCH	112.6	34	Martin BYFORD	99.0	9	Jamie ACKERS	104.2
8	14	David NYE	112.6	32	Daniel ROWBOTTOM	98.8	11	Jeremy GUMBLEY	104.2
9	3	Andrew HERRON	112.4	8	James APPLEBY	98.5	14	David NYE	104.2
10	11	Jeremy GUMBLEY	112.4	9	Jamie ACKERS	98.5	3	Andrew HERRON	104.0
11	2	Carl BREEZE	112.0	2	Carl BREEZE	98.3	7	Daniel WELCH	103.9
12	8	James APPLEBY	111.8	11	Jeremy GUMBLEY	98.1	8	James APPLEBY	103.2

Weather / Track : Sunny / Dry

www.tsl-timing.com

Oulton Park Island
 Circuit Length = 2.2260 miles
 Start: 15:40 End: 16:04

Printed - 16.05 Sunday, 27 July 2008

SEAT Cupra Championship

ROUND 14 - BEST SECTOR TIMES

SECTOR 1			SECTOR 2			SECTOR 3			IDEAL / BEST COMPARISON						
POS	NO	NAME	TIME	NO	NAME	TIME	NO	NAME	TIME	POS	NO	NAME	IDEAL	BEST	DIFF
1	1	ADAM	26.409	1	ADAM	34.327	1	ADAM	30.035	1	1	ADAM	1:30.771	1:30.935	0.164
2	14	NYE	26.526	25	LAWSON	34.691	25	LAWSON	30.092	2	25	LAWSON	1:31.395	1:31.700	0.305
3	25	LAWSON	26.612	34	BYFORD	34.714	3	HERRON	30.222	3	34	BYFORD	1:31.703	1:31.832	0.129
4	32	ROWBOTTOM	26.708	7	WELCH	34.774	34	BYFORD	30.262	4	14	NYE	1:32.043	1:32.146	0.103
5	34	BYFORD	26.727	3	HERRON	34.863	9	ACKERS	30.425	5	3	HERRON	1:32.094	1:32.468	0.374
6	7	WELCH	26.877	44	NORDSTROM	34.972	44	NORDSTROM	30.426	6	7	WELCH	1:32.201	1:32.408	0.207
7	8	APPLEBY	26.906	14	NYE	35.073	14	NYE	30.444	7	44	NORDSTROM	1:32.536	1:33.115	0.579
8	11	GUMBLEY	26.928	8	APPLEBY	35.213	2	BREEZE	30.446	8	8	APPLEBY	1:32.571	1:32.917	0.346
9	2	BREEZE	26.960	11	GUMBLEY	35.232	8	APPLEBY	30.452	9	32	ROWBOTTOM	1:32.721	1:32.991	0.270
10	3	HERRON	27.009	9	ACKERS	35.271	7	WELCH	30.550	10	11	GUMBLEY	1:32.722	1:33.062	0.340
11	9	ACKERS	27.118	2	BREEZE	35.332	32	ROWBOTTOM	30.558	11	2	BREEZE	1:32.738	1:32.952	0.214
12	44	NORDSTROM	27.138	32	ROWBOTTOM	35.455	11	GUMBLEY	30.562	12	9	ACKERS	1:32.814	1:33.153	0.339
												Perfect Lap	1:30.771		

SEAT Cupra Championship

ROUND 14 - LAP CHART

Lap 1			Lap 2			Lap 3			Lap 4			Lap 5		
No	Behind	Laptime	No	Behind	Laptime	No	Behind	Laptime	No	Behind	Laptime	No	Behind	Laptime
1		1:36.226	1		1:30.935	1		1:31.387	1		1:31.342	1		1:31.451
25	0.917	1:37.143	25	1.689	1:31.707	25	2.002	1:31.700	25	2.488	1:31.828	25	3.307	1:32.270
34	1.360	1:37.586	34	2.580	1:32.155	34	3.025	1:31.832	34	4.116	1:32.433	34	5.045	1:32.380
7	3.220	1:39.446	7	4.738	1:32.453	7	6.125	1:32.774	7	7.191	1:32.408	7	8.635	1:32.895
14	4.293	1:40.519	14	5.504	1:32.146	14	6.549	1:32.432	14	7.894	1:32.687	14	9.377	1:32.934
11	5.038	1:41.264	11	7.165	1:33.062	11	8.859	1:33.081	11	11.243	1:33.726	11	13.139	1:33.347
8	5.783	1:42.009	8	7.765	1:32.917	8	9.624	1:33.246	8	11.843	1:33.561	8	14.423	1:34.031
2	6.213	1:42.439	2	8.230	1:32.952	2	10.333	1:33.490	2	12.250	1:33.259	2	14.665	1:33.866
32	6.601	1:42.827	32	8.657	1:32.991	32	10.526	1:33.256	32	12.680	1:33.496	32	15.049	1:33.820
9	7.155	1:43.381	9	9.373	1:33.153	9	11.538	1:33.552	9	13.967	1:33.771	9	16.104	1:33.588
44	7.575	1:43.801	44	9.755	1:33.115	44	11.965	1:33.597	44	14.403	1:33.780	44	16.519	1:33.567
3	9.036	1:45.262	3	11.342	1:33.241	3	12.423	1:32.468	3	14.982	1:33.901	3	17.313	1:33.782

SEAT Cupra Championship

ROUND 14 - LAP CHART

Lap 6			Lap 7			Lap 8			Lap 9			Lap 10		
No	Behind	Laptime	No	Behind	Laptime	No	Behind	Laptime	No	Behind	Laptime	No	Behind	Laptime
1		1:31.675	1		1:32.039	1		1:32.029	1		1:32.156	1		1:32.066
25	3.781	1:32.149	25	3.969	1:32.227	25	3.721	1:31.781	25	3.787	1:32.222	25	3.805	1:32.084
34	6.157	1:32.787	34	6.809	1:32.691	34	7.519	1:32.739	34	8.575	1:33.212	34	9.407	1:32.898
7	9.809	1:32.849	7	11.082	1:33.312	7	12.029	1:32.976	7	12.676	1:32.803	7	13.520	1:32.910
14	10.430	1:32.728	14	11.698	1:33.307	14	12.901	1:33.232	14	17.280	1:36.535	14	21.053	1:35.839
11	14.878	1:33.414	11	16.399	1:33.560	11	18.074	1:33.704	11	20.253	1:34.335	11	21.857	1:33.670
8	16.754	1:34.006	8	18.616	1:33.901	8	20.993	1:34.406	8	23.311	1:34.474	8	25.359	1:34.114
2	17.279	1:34.289	2	19.484	1:34.244	2	21.142	1:33.687	2	23.616	1:34.630	2	25.801	1:34.251
32	17.554	1:34.180	32	19.663	1:34.148	32	21.570	1:33.936	32	23.914	1:34.500	32	26.172	1:34.324
9	18.533	1:34.104	9	20.817	1:34.323	9	22.992	1:34.204	9	26.065	1:35.229	9	28.336	1:34.337
44	19.028	1:34.184	44	21.901	1:34.912	44	23.606	1:33.734	44	26.394	1:34.944	44	28.694	1:34.366
3	19.578	1:33.940	3	22.301	1:34.762	3	24.317	1:34.045	3	26.673	1:34.512	3	29.279	1:34.672

SEAT Cupra Championship

ROUND 14 - LAP CHART

Lap 11			Lap 12			Lap 13			Lap 14		
No	Behind	Laptime	No	Behind	Laptime	No	Behind	Laptime	No	Behind	Laptime
1		1:32.342	1		1:32.162	1		1:32.252	1		1:32.239
25	3.939	1:32.476	25	4.118	1:32.341	25	4.098	1:32.232	25	4.526	1:32.667
34	10.099	1:33.034	34	10.784	1:32.847	34	11.256	1:32.724	34	12.781	1:33.764
7	14.019	1:32.841	7	14.735	1:32.878	7	16.076	1:33.593	7	17.790	1:33.953
14	25.567	1:36.856	11	28.072	1:34.636	11	29.673	1:33.853	11	31.953	1:34.519
11	25.598	1:36.083	2	31.350	1:34.254	32	34.077	1:34.409	32	35.456	1:33.618
2	29.258	1:35.799	32	31.920	1:34.575	2	34.112	1:35.014	2	39.318	1:37.445
32	29.507	1:35.677	9	33.656	1:35.475	9	35.709	1:34.305	9	39.564	1:36.094
9	30.343	1:34.349	44	33.962	1:34.999	44	36.531	1:34.821	44	40.265	1:35.973
44	31.125	1:34.773	3	34.681	1:35.004	3	37.304	1:34.875	3	40.493	1:35.428
3	31.839	1:34.902	14	35.785	1:42.380	8	48.050	1:36.077	8	50.555	1:34.744
8	33.209	1:40.192	8	44.225	1:43.178	14	50.321	1:46.788			

SEAT Cupra Championship

ROUND 14 - POSITION CHART

No	Name	Laps Pos	1	2	3	4	5	6	7	8	9	10	11	12	13	14
			1	ADAM	1	1	1	1	1	1	1	1	1	1	1	1
25	LAWSON	2	25	25	25	25	25	25	25	25	25	25	25	25	25	25
34	BYFORD	3	34	34	34	34	34	34	34	34	34	34	34	34	34	34
7	WELCH	4	7	7	7	7	7	7	7	7	7	7	7	7	7	7
14	NYE	5	14	14	14	14	14	14	14	14	14	14	14	11	11	11
11	GUMBLEY	6	11	11	11	11	11	11	11	11	11	11	11	2	32	32
8	APPLEBY	7	8	8	8	8	8	8	8	8	8	8	2	32	2	2
2	BREEZE	8	2	2	2	2	2	2	2	2	2	2	32	9	9	9
32	ROWBOTTOM	9	32	32	32	32	32	32	32	32	32	32	9	44	44	44
9	ACKERS	10	9	9	9	9	9	9	9	9	9	9	44	3	3	3
44	NORDSTROM	11	44	44	44	44	44	44	44	44	44	44	3	14	8	8
3	HERRON	12	3	3	3	3	3	3	3	3	3	3	8	8	14	