



THE GINETTA JUNIOR CHAMPIONSHIP

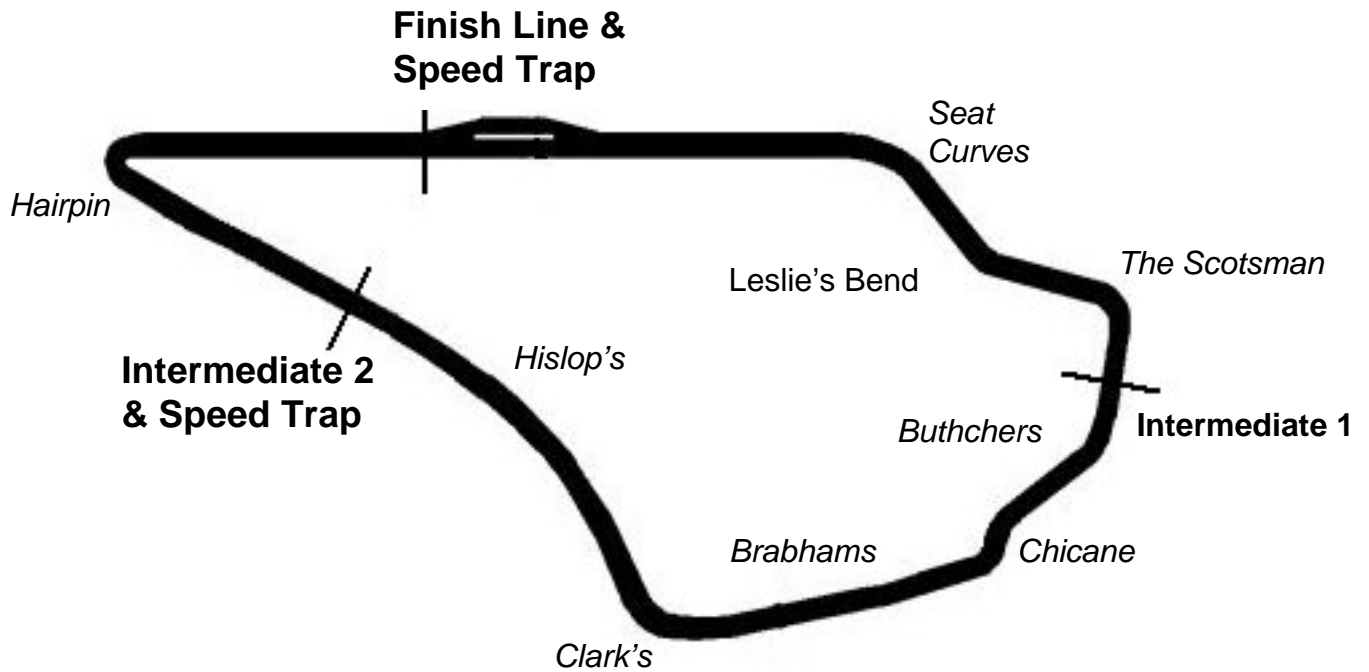
**Rounds 17 & 18
Knockhill**

16th / 17th August 2008



Results Provided by Timing Solutions Ltd
www.tsl-timing.com

KNOCKHILL



Circuit Length:	1.2713 miles / 2046.0 metres
Intermediate 1:	697 metres
Intermediate 2:	1508 metres
Pit In:	2046 metres
Pit Out:	183 metres after Finish Line
Pit In – Pit Out	175 metres, @ 60kph = 10.5 seconds, @ 80kph = 7.8 seconds

Ginetta Junior Championship

FREE PRACTICE - CLASSIFICATION

POS	NO	CL	NAME	ENTRY	TIME	ON	LAPS	GAP	DIFF	MPH
1	8		Dino ZAMPARELLI	Muzz Racing	1:04.666	10	14			70.77
2	29		Ashley CRAIG	Driver	1:04.835	12	13	0.169	0.169	70.58
3	91		Fergus WALKINSHAW	TollBar Racing	1:04.987	13	14	0.321	0.152	70.42
4	15		Alice POWELL	Tockwith Motorsport	1:05.059	13	14	0.393	0.072	70.34
5	6		Thomas CARNABY	TollBar Racing	1:05.211	13	13	0.545	0.152	70.18
6	66		Dominic PETTIT	Dominant Motorsport	1:05.218	13	13	0.552	0.007	70.17
7	28		George RICHARDSON	Tollbar Racing	1:05.267	10	13	0.601	0.049	70.12
8	23		Daniel LLOYD	Tockwith Racing	1:05.272	10	12	0.606	0.005	70.11
9	55		Josh HILL	TollBar Racing	1:05.815	10	13	1.149	0.543	69.53
10	60		Jake BATTY	TJ Motorsport	1:05.851	11	13	1.185	0.036	69.49
11	51		Alex AUSTIN	Tockwith Motorsport	1:06.087	12	13	1.421	0.236	69.25
12	86		Jake FARNDON	Driver	1:06.317	12	12	1.651	0.230	69.01
13	70		Max McGUIRE	Tockwith Motorsport	1:06.442	13	13	1.776	0.125	68.88
14	26		Sarah MOORE	Tockwith Motorsport	1:08.623	8	8	3.957	2.181	66.69
15	20		Tom HOWARD	Driver	1:09.481	12	12	4.815	0.858	65.86

Weather / Track : Cloudy / Drying

These results are provisional until the conclusion of any judicial and technical matters.

Knockhill
 Circuit Length = 1.2713 miles
 Start: 10:24 End: 10:40

Clerk of Course :		Timekeeper :
-------------------	--	--------------

Ginetta Junior Championship

FREE PRACTICE - SECTOR ANALYSIS

6	Thomas CARNABY				TollBar Racing								
1 -	Out	28.021	79.3	21.635	72.5	1:09.722	8 -	21.098	25.043	85.6	19.835	72.5	1:05.976
2 -	30.946	26.145	83.9	20.256	73.0	1:17.347	9 -	21.238	24.879	84.9	19.548	73.3	1:05.665
3 -	21.719	26.809	84.5	In		1:10.708 P	10 -	21.276	26.251	84.1	19.519	73.2	1:07.046
4 -	Out	25.945	83.9	19.992	72.6	1:27.894	11 -	21.112	24.741	86.0	19.521	73.7	1:05.374
5 -	21.690	25.355	85.3	19.749	72.9	1:06.794	12 -	21.002	26.136	83.7	19.473	73.0	1:06.611
6 -	21.276	26.129	85.2	19.796	72.8	1:07.201	13 -	21.153	24.598	86.1	19.460	73.1	1:05.211
7 -	21.605	25.034	85.7	19.511	73.4	1:06.150							
8	Dino ZAMPARELLI				Muzz Racing								
1 -	Out	28.915	79.8	21.098	70.3	1:11.123	8 -	21.045	24.346	85.9	19.415	72.5	1:04.806
2 -	22.067	25.805	75.6	19.999	71.7	1:07.871	9 -	21.062	24.571	86.1	19.499	72.5	1:05.132
3 -	21.447	25.583	84.7	19.920	71.2	1:06.950	10 -	21.074	24.223	86.4	19.369	72.5	1:04.666
4 -	21.339	24.763	85.4	19.780	71.9	1:05.882	11 -	21.463	35.960	84.4	20.072	72.2	1:17.495
5 -	21.199	24.761	85.8	19.485	72.2	1:05.445	12 -	21.160	24.325	86.5	19.660	72.0	1:05.145
6 -	21.143	24.469	86.5	19.435	72.4	1:05.047	13 -	21.144	24.401	86.7	19.387	72.0	1:04.932
7 -	20.984	24.671	84.4	19.473	72.2	1:05.128	14 -	21.081	24.385	86.3	19.488	72.0	1:04.954
15	Alice POWELL				Tockwith Motorsport								
1 -	Out	30.513	79.3	21.005	70.9	1:14.230	8 -	21.443	26.259	82.6	19.836	72.2	1:07.538
2 -	23.676	26.780	83.9	20.211	72.2	1:10.667	9 -	21.373	25.271	85.2	19.554	72.7	1:06.198
3 -	23.180	26.547	84.6	20.837	71.4	1:10.564	10 -	21.456	25.007	86.3	19.475	72.7	1:05.938
4 -	22.181	25.986	84.4	20.030	72.0	1:08.197	11 -	21.229	24.880	86.5	19.529	73.0	1:05.638
5 -	21.660	25.667	84.0	19.772	72.5	1:07.099	12 -	21.352	24.597	86.6	19.462	73.5	1:05.411
6 -	21.596	25.441	85.6	19.688	72.9	1:06.725	13 -	20.983	24.533	87.3	19.543	72.7	1:05.059
7 -	21.678	25.339	85.9	19.683	73.4	1:06.700	14 -	21.289	24.471	86.7	19.586	72.5	1:05.346
20	Tom HOWARD				Driver								
1 -	Out	31.875	72.1	22.589	69.6	1:17.359	7 -	23.059	27.888	82.2	20.962	71.5	1:11.909
2 -	26.264	31.075	80.7	21.611	70.6	1:18.950	8 -	23.037	27.559	82.3	21.166	70.6	1:11.762
3 -	23.942	29.354	81.0	21.316	70.6	1:14.612	9 -	23.161	27.922	82.4	In		1:14.307 P
4 -	23.809	28.049	81.8	21.182	70.5	1:13.040	10 -		27.329	83.9	20.457	71.0	1:48.788
5 -	23.436	27.999	81.9	20.595	70.6	1:12.030	11 -	22.686	27.359	83.5	20.353	71.7	1:10.398
6 -	23.675	27.618	82.3	20.957	70.9	1:12.250	12 -	22.407	26.730	84.1	20.344	71.9	1:09.481
23	Daniel LLOYD				Tockwith Racing								
1 -	24.283	28.228	73.5	21.369	71.0	1:13.880	7 -	21.139	24.828	76.3	20.987	67.9	1:06.954
2 -	22.427	27.678	83.1	20.452	71.7	1:10.557	8 -	21.518	24.593	85.5	19.350	72.6	1:05.461
3 -	22.233	25.951	84.1	In		1:10.241 P	9 -	21.917	25.036	85.8	19.399	72.9	1:06.352
4 -	Out	25.140	85.7	19.447	72.5	2:08.524	10 -	21.256	24.619	84.9	19.397	72.5	1:05.272
5 -	21.338	24.496	85.9	19.775	73.2	1:05.609	11 -	21.015	26.401	73.5	20.551	72.6	1:07.967
6 -	21.495	29.138	73.9	20.593	72.2	1:11.226	12 -	21.396	24.710	85.7	19.405	72.9	1:05.511
26	Sarah MOORE				Tockwith Motorsport								
1 -	Out	29.770	75.4	22.718	64.3	1:14.801	5 -	Out	28.676	80.6	20.858	71.1	5:56.180
2 -	24.327	28.488	74.7	22.960	60.9	1:15.775	6 -	22.798	26.518	81.6	21.409	68.3	1:10.725
3 -	27.502	30.170	70.9	In		1:25.070 P	7 -	22.583	26.153	83.6	20.732	70.6	1:09.468
4 -	Out	32.866	48.7	In		2:09.192 P	8 -	22.207	25.947	83.2	20.469	70.3	1:08.623
28	George RICHARDSON				Tollbar Racing								
1 -	Out	27.678	83.6	20.936	72.7	1:09.209	8 -	21.390	25.479	86.1	19.587	74.2	1:06.456
2 -	24.763	28.418	83.7	20.813	73.2	1:13.994	9 -	21.013	25.054	86.4	19.538	73.3	1:05.605
3 -	22.123	26.401	85.9	20.440	73.2	1:08.964	10 -	20.973	24.824	86.0	19.470	73.5	1:05.267
4 -	21.805	26.378	83.6	19.985	72.5	1:08.168	11 -	21.235	24.964	86.3	20.041	70.7	1:06.240
5 -	23.127	25.872	84.1	19.931	73.3	1:08.930	12 -	21.931	25.827	83.9	19.537	73.3	1:07.295
6 -	21.177	25.564	85.2	19.697	74.0	1:06.438	13 -	20.982	25.009	85.6	19.354	72.7	1:05.345
7 -	20.952	25.336	86.4	19.771	71.0	1:06.059							
29	Ashley CRAIG				Driver								
1 -	Out	30.662	80.8	21.287	71.3	1:13.230	8 -	21.248	26.069	85.5	19.899	73.2	1:07.216
2 -	22.544	26.805	84.9	20.309	72.9	1:09.658	9 -	21.313	25.065	85.6	19.789	73.3	1:06.167
3 -	24.158	26.886	84.9	20.245	72.5	1:11.289	10 -	21.359	25.005	86.1	19.630	73.7	1:05.994
4 -	21.663	25.835	85.4	19.915	73.5	1:07.413	11 -	21.101	24.490	87.0	19.660	73.9	1:05.251

Knockhill
Circuit Length = 1.2713 miles
Start: 10:24 End: 10:40

Weather / Track : Cloudy / Drying

Ginetta Junior Championship

FREE PRACTICE - SECTOR ANALYSIS

5 -	22.724	25.796	85.5	19.820	73.3	1:08.340	12 -	20.946	24.415	88.3	19.474	74.7	1:04.835
6 -	24.040	30.530	72.9	20.291	73.5	1:14.861	13 -	22.430	27.124	86.3	19.509	70.6	1:09.063
7 -	21.543	25.780	85.8	19.671	73.2	1:06.994							
51	Alex AUSTIN Tockwith Motorsport												
1 -	Out	30.000	79.0	21.628	68.8	1:13.742	8 -	21.320	25.347	85.8	19.821	73.1	1:06.488
2 -	22.704	30.566	60.3	23.539	61.0	1:16.809	9 -	21.961	25.150	85.8	19.711	73.2	1:06.822
3 -	23.199	27.157	83.4	23.338	60.1	1:13.694	10 -	21.305	25.492	85.5	19.642	73.1	1:06.439
4 -	22.695	26.104	84.2	20.217	72.0	1:09.016	11 -	21.247	25.249	84.9	19.813	72.9	1:06.309
5 -	21.813	26.010	83.9	19.789	73.0	1:07.612	12 -	21.234	25.238	86.7	19.615	74.3	1:06.087
6 -	21.800	27.995	83.2	20.159	73.2	1:09.954	13 -	21.530	25.344	85.7	19.724	73.3	1:06.598
7 -	21.724	25.534	85.3	19.835	73.0	1:07.093							
55	Josh HILL TollBar Racing												
1 -	Out	27.405	83.5	21.103	72.4	1:08.983	8 -	21.643	25.406	86.6	19.861	73.3	1:06.910
2 -	25.656	28.672	83.3	20.061	72.9	1:14.389	9 -	21.490	24.948	86.8	19.654	73.2	1:06.092
3 -	22.399	26.050	84.9	20.185	73.6	1:08.634	10 -	21.293	24.940	87.0	19.582	73.4	1:05.815
4 -	22.437	25.556	87.3	19.747	74.0	1:07.740	11 -	21.561	24.868	87.4	19.662	73.1	1:06.091
5 -	21.663	25.252	87.4	19.657	74.3	1:06.572	12 -	21.405	24.973	86.9	19.495	73.5	1:05.873
6 -	21.825	26.342	84.3	19.843	73.3	1:08.010	13 -	21.294	24.953	86.8	19.670	73.0	1:05.917
7 -	21.655	25.184	86.6	19.706	73.3	1:06.545							
60	Jake BATTY TJ Motorsport												
1 -	Out	28.534	84.0	21.532	72.0	1:11.636	8 -	21.554	47.450	83.6	19.788	72.9	1:28.792
2 -	23.119	26.685	84.7	19.966	72.5	1:09.770	9 -	21.578	25.367	86.4	19.507	73.3	1:06.452
3 -	22.063	26.776	85.7	20.435	72.7	1:09.274	10 -	21.458	25.355	86.4	19.369	73.4	1:06.182
4 -	22.136	26.054	85.7	19.776	72.1	1:07.966	11 -	21.215	25.187	86.5	19.449	73.3	1:05.851
5 -	21.835	25.723	85.8	19.660	72.6	1:07.218	12 -	21.481	25.655	86.5	20.014	72.5	1:07.150
6 -	21.468	25.489	86.5	19.448	72.9	1:06.405	13 -	21.329	25.172	87.0	19.592	72.9	1:06.093
7 -	21.562	25.375	86.0	19.720	72.7	1:06.657							
66	Dominic PETTIT Dominant Motorsport												
1 -	Out	26.407	84.6	20.252	71.8	1:06.930	8 -	21.455	25.269	84.8	19.588	72.5	1:06.312
2 -	26.173	27.621	83.1	20.234	72.5	1:14.028	9 -	21.715	24.914	84.9	19.584	72.5	1:06.213
3 -	22.041	26.531	84.8	19.910	73.3	1:08.482	10 -	21.385	24.847	85.2	19.520	72.4	1:05.752
4 -	22.324	25.570	86.0	20.869	60.0	1:08.763	11 -	21.704	24.663	85.6	20.120	72.4	1:06.487
5 -	29.928	30.798	73.9	20.405	72.2	1:21.131	12 -	21.220	24.910	85.6	19.692	72.9	1:05.822
6 -	22.212	25.345	85.1	19.664	72.5	1:07.221	13 -	20.999	24.596	85.4	19.623	73.1	1:05.218
7 -	21.651	24.756	85.1	19.749	72.9	1:06.156							
70	Max McGUIRE Tockwith Motorsport												
1 -	Out	29.969	80.0	21.715	68.8	1:14.966	8 -	21.842	26.999	83.8	20.100	72.2	1:08.941
2 -	23.360	27.626	82.6	20.880	71.6	1:11.866	9 -	21.659	25.528	85.3	19.623	72.2	1:06.810
3 -	22.451	26.949	83.3	20.485	72.4	1:09.885	10 -	21.679	26.000	85.4	19.785	71.8	1:07.464
4 -	23.183	26.454	84.8	19.886	71.8	1:09.523	11 -	21.771	26.152	84.9	20.352	72.4	1:08.275
5 -	22.012	26.599	83.6	20.599	70.7	1:09.210	12 -	21.982	26.543	84.8	19.713	72.9	1:08.238
6 -	22.027	27.930	81.2	19.869	71.8	1:09.826	13 -	21.348	25.472	86.0	19.622	72.3	1:06.442
7 -	21.747	25.897	85.3	19.772	72.0	1:07.416							
86	Jake FARNDON Driver												
1 -	Out	27.650	83.4	21.437	72.1	1:10.126	7 -	21.528	25.207	86.0	19.819	73.3	1:06.554
2 -	21.903	26.645	83.7	20.580	71.4	1:09.128	8 -	21.493	25.548	85.9	19.826	73.3	1:06.867
3 -			84.4	20.187	72.5	1:22.929	9 -	21.394	25.164	85.5	In		1:07.923 P
4 -	22.027	25.714	85.6	20.024	73.2	1:07.765	10 -	Out	25.089	86.3	21.661	54.5	2:49.260
5 -	21.282	25.421	86.6	19.954	73.3	1:06.657	11 -	22.625	25.106	86.3	19.782	72.5	1:07.513
6 -	22.480	26.503	83.6	19.976	73.5	1:08.959	12 -	21.551	25.101	86.5	19.665	72.9	1:06.317
91	Fergus WALKINSHAW TollBar Racing												
1 -	Out	29.772	80.1	20.582	72.4	1:10.876	8 -	21.373	25.044	85.5	19.406	72.3	1:05.823
2 -	22.747	26.131	84.9	20.079	72.6	1:08.957	9 -	21.428	24.873	85.3	19.416	72.2	1:05.717
3 -	22.586	26.325	82.5	19.699	72.2	1:08.610	10 -	21.367	24.894	85.1	19.339	72.4	1:05.600
4 -	21.808	25.515	85.9	20.498	70.4	1:07.821	11 -	21.320	24.992	84.2	19.505	72.6	1:05.817
5 -	21.629	25.430	85.6	19.547	72.9	1:06.606	12 -	21.234	24.583	86.3	19.371	72.8	1:05.188
6 -	21.963	26.632	82.3	20.331	72.0	1:08.926	13 -	21.157	24.562	86.1	19.268	72.1	1:04.987

Knockhill
Circuit Length = 1.2713 miles
Start: 10:24 End: 10:40

Weather / Track : Cloudy / Drying

Ginetta Junior Championship
FREE PRACTICE - SECTOR ANALYSIS

7 -	21.603	25.202	85.7	19.671	72.1	1:06.476	14 -	21.175	24.424	86.5	19.415	72.2	1:05.014
-----	--------	--------	------	--------	------	----------	------	--------	---------------	-------------	--------	------	----------

Ginetta Junior Championship

FREE PRACTICE - SPEED TRAPS

SECTOR 1				SECTOR 2			FINISH LINE		
POS	NO	NAME	MPH	NO	NAME	MPH	NO	NAME	MPH
1				29	Ashley CRAIG	88.3	29	Ashley CRAIG	74.7
2				55	Josh HILL	87.4	51	Alex AUSTIN	74.3
3				15	Alice POWELL	87.3	55	Josh HILL	74.3
4				60	Jake BATTY	87.0	28	George RICHARDSON	74.2
5				8	Dino ZAMPARELLI	86.7	6	Thomas CARNABY	73.7
6				51	Alex AUSTIN	86.7	15	Alice POWELL	73.5
7				86	Jake FARNDON	86.6	86	Jake FARNDON	73.5
8				91	Fergus WALKINSHAW	86.5	60	Jake BATTY	73.4
9				28	George RICHARDSON	86.4	66	Dominic PETTIT	73.3
10				6	Thomas CARNABY	86.1	23	Daniel LLOYD	73.2
11				70	Max McGUIRE	86.1	70	Max McGUIRE	72.9
12				66	Dominic PETTIT	86.0	91	Fergus WALKINSHAW	72.9
13				23	Daniel LLOYD	85.9	8	Dino ZAMPARELLI	72.5
14				20	Tom HOWARD	84.1	20	Tom HOWARD	71.9
15				26	Sarah MOORE	83.6	26	Sarah MOORE	71.1

Ginetta Junior Championship

FREE PRACTICE - BEST SECTOR TIMES

SECTOR 1			SECTOR 2			SECTOR 3			IDEAL / BEST COMPARISON						
POS	NO	NAME	TIME	NO	NAME	TIME	NO	NAME	TIME	POS	NO	NAME	IDEAL	BEST	DIFF
1	29	CRAIG	20.946	8	ZAMPARELLI	24.223	91	WALKINSHAW	19.268	1	8	ZAMPARELLI	1:04.576	1:04.666	0.090
2	28	RICHARDSON	20.952	29	CRAIG	24.415	23	LLOYD	19.350	2	29	CRAIG	1:04.835	1:04.835	0.000
3	15	POWELL	20.983	91	WALKINSHAW	24.424	28	RICHARDSON	19.354	3	91	WALKINSHAW	1:04.849	1:04.987	0.138
4	8	ZAMPARELLI	20.984	15	POWELL	24.471	8	ZAMPARELLI	19.369	4	23	LLOYD	1:04.861	1:05.272	0.411
5	66	PETTIT	20.999	23	LLOYD	24.496	60	BATTY	19.369	5	15	POWELL	1:04.916	1:05.059	0.143
6	6	CARNABY	21.002	66	PETTIT	24.596	6	CARNABY	19.460	6	6	CARNABY	1:05.060	1:05.211	0.151
7	23	LLOYD	21.015	6	CARNABY	24.598	15	POWELL	19.462	7	66	PETTIT	1:05.115	1:05.218	0.103
8	91	WALKINSHAW	21.157	28	RICHARDSON	24.824	29	CRAIG	19.474	8	28	RICHARDSON	1:05.130	1:05.267	0.137
9	60	BATTY	21.215	55	HILL	24.868	55	HILL	19.495	9	55	HILL	1:05.656	1:05.815	0.159
10	51	AUSTIN	21.234	86	FARNDON	25.089	66	PETTIT	19.520	10	60	BATTY	1:05.756	1:05.851	0.095
11	86	FARNDON	21.282	51	AUSTIN	25.150	51	AUSTIN	19.615	11	51	AUSTIN	1:05.999	1:06.087	0.088
12	55	HILL	21.293	60	BATTY	25.172	70	McGUIRE	19.622	12	86	FARNDON	1:06.036	1:06.317	0.281
13	70	McGUIRE	21.348	70	McGUIRE	25.472	86	FARNDON	19.665	13	70	McGUIRE	1:06.442	1:06.442	0.000
14	26	MOORE	22.207	26	MOORE	25.947	20	HOWARD	20.344	14	26	MOORE	1:08.623	1:08.623	0.000
15	20	HOWARD	22.407	20	HOWARD	26.730	26	MOORE	20.469	15	20	HOWARD	1:09.481	1:09.481	0.000
											Perfect Lap		1:04.437		

Ginetta Junior Championship
QUALIFYING - ROUND 17 - CLASSIFICATION

POS	NO	CL	NAME	ENTRY	TIME	ON	LAPS	GAP	DIFF	MPH
1	8		Dino ZAMPARELLI	Muzz Racing	1:04.635	6	14			70.80
2	23		Daniel LLOYD	Tockwith Racing	1:04.721	14	14	0.086	0.086	70.71
3	66		Dominic PETTIT	Dominant Motorsport	1:04.967	14	14	0.332	0.246	70.44
4	28		George RICHARDSON	Tollbar Racing	1:04.970	10	14	0.335	0.003	70.44
5	55		Josh HILL	TollBar Racing	1:04.994	9	13	0.359	0.024	70.41
6	91		Fergus WALKINSHAW	TollBar Racing	1:05.077	13	14	0.442	0.083	70.32
7	6		Thomas CARNABY	TollBar Racing	1:05.123	10	11	0.488	0.046	70.27
8	15		Alice POWELL	Tockwith Motorsport	1:05.183	11	14	0.548	0.060	70.21
9	51		Alex AUSTIN	Tockwith Motorsport	1:05.645	13	14	1.010	0.462	69.71
10	86		Jake FARNDON	Driver	1:05.673	7	10	1.038	0.028	69.68
11	29		Ashley CRAIG	Driver	1:05.745	9	13	1.110	0.072	69.61
12	60		Jake BATTY	TJ Motorsport	1:05.750	11	12	1.115	0.005	69.60
13	26		Sarah MOORE	Tockwith Motorsport	1:06.442	8	14	1.807	0.692	68.88
14	20		Tom HOWARD	Driver	1:07.962	10	12	3.327	1.520	67.33
15	70		Max McGUIRE	Tockwith Motorsport	1:08.754	2	5	4.119	0.792	66.56

Weather / Track : Cloudy / Dry

These results are provisional until the conclusion of any judicial and technical matters.

Knockhill
 Circuit Length = 1.2713 miles
 Start: 14:27 End: 14:43

Clerk of Course :	Timekeeper :
-------------------	--------------

Ginetta Junior Championship

QUALIFYING - ROUND 17 - SECTOR ANALYSIS

6	Thomas CARNABY				TollBar Racing								
1 -	Out	25.671	81.9	20.201	72.7	1:05.763	7 -	21.189	25.683	80.4	20.177	72.7	1:07.049
2 -	21.525	25.903	86.3	19.829	72.5	1:07.257	8 -	21.100	24.791	86.3	19.609	73.1	1:05.500
3 -	21.532	25.062	86.3	19.650	73.0	1:06.244	9 -	20.951	24.757	86.1	19.687	73.3	1:05.395
4 -	21.695	26.489	53.3	21.517	72.8	1:09.701	10 -	20.880	24.597	86.4	19.646	73.2	1:05.123
5 -	20.907	24.784	87.2	19.721	73.5	1:05.412	11 -	20.890	24.701	85.9	20.542	67.1	1:06.133
6 -	21.149	24.566	87.5	19.744	72.5	1:05.459							
8	Dino ZAMPARELLI				Muzz Racing								
1 -	Out	29.097	79.2	20.112	70.9	1:12.365	8 -	21.268	24.559	86.9	19.631	72.5	1:05.458
2 -	21.434	24.994	85.5	19.740	71.9	1:06.168	9 -	21.060	24.306	86.7	19.436	71.8	1:04.802
3 -	21.492	25.228	85.3	19.482	72.1	1:06.202	10 -	21.016	24.226	86.5	19.510	72.4	1:04.752
4 -	21.319	24.691	86.1	19.367	72.4	1:05.377	11 -	21.185	24.498	85.8	19.700	72.4	1:05.383
5 -	20.946	24.455	86.5	19.367	72.5	1:04.768	12 -	21.380	24.829	85.9	19.485	72.3	1:05.694
6 -	20.968	24.310	87.0	19.357	73.4	1:04.635	13 -	21.725	24.662	84.8	19.707	72.2	1:06.094
7 -	21.131	24.774	85.8	19.745	72.4	1:05.650	14 -	21.380	24.378	86.3	19.566	70.6	1:05.324
15	Alice POWELL				Tockwith Motorsport								
1 -	Out	37.906	55.6	21.908	70.3	1:22.155	8 -	21.211	25.416	83.4	20.186	72.5	1:06.813
2 -	21.772	24.926	85.4	20.087	72.4	1:06.785	9 -	21.290	24.619	86.1	19.800	72.5	1:05.709
3 -	21.832	26.828	80.9	20.004	72.6	1:08.664	10 -	21.287	24.573	85.7	19.594	72.9	1:05.454
4 -	22.210	24.992	85.3	20.102	72.0	1:07.304	11 -	21.127	24.407	85.9	19.649	73.0	1:05.183
5 -	21.382	24.659	85.8	19.626	72.6	1:05.667	12 -	21.235	25.798	83.2	19.854	72.6	1:06.887
6 -	21.203	24.712	86.1	19.822	72.2	1:05.737	13 -	21.547	24.418	86.1	19.773	72.9	1:05.738
7 -	21.298	24.460	86.1	19.932	72.8	1:05.690	14 -	21.098	24.393	85.8	19.871	72.8	1:05.362
20	Tom HOWARD				Driver								
1 -	22.551	26.916	84.3	20.294	71.9	1:09.761	7 -	21.980	26.274	84.8	20.552	72.7	1:08.806
2 -	22.431	38.064	81.0	20.639	71.7	1:21.134	8 -			84.4	19.968	72.1	1:08.709
3 -	23.242	26.974	83.5	20.265	72.5	1:10.481	9 -			78.5	20.745	72.3	1:09.955
4 -	22.177	26.833	84.3	20.147	71.9	1:09.157	10 -			85.3	19.908	72.1	1:07.962
5 -	22.011	26.765	84.2	20.338	71.8	1:09.114	11 -			85.5	20.582	72.2	1:08.118
6 -	22.154	26.700	85.4	20.213	72.3	1:09.067	12 -			84.9	20.232	72.7	1:08.093
23	Daniel LLOYD				Tockwith Racing								
1 -	Out	25.519	83.9	19.866	72.0	1:05.248	8 -	21.595	25.913	81.5	19.823	73.2	1:07.331
2 -	21.278	24.597	86.6	19.569	73.1	1:05.444	9 -	21.031	24.469	84.8	19.569	72.3	1:05.069
3 -	21.110	24.985	83.8	19.628	72.4	1:05.723	10 -	21.198	24.396	85.9	19.332	72.3	1:04.926
4 -	21.296	24.340	86.4	19.402	72.5	1:05.038	11 -	21.194	25.529	85.9	19.352	73.0	1:06.075
5 -	21.169	25.048	85.6	19.413	72.1	1:05.630	12 -	21.025	24.471	85.8	19.516	72.7	1:05.012
6 -	21.482	24.941	85.3	19.476	72.4	1:05.899	13 -	21.156	33.525	81.9	19.457	72.5	1:14.138
7 -	21.326	24.509	85.6	19.324	72.5	1:05.159	14 -	21.113	24.361	85.6	19.247	72.7	1:04.721
26	Sarah MOORE				Tockwith Motorsport								
1 -	Out	29.172	79.1	22.338	70.4	1:14.588	8 -	21.461	25.156	85.1	19.825	72.5	1:06.442
2 -	22.127	25.549	84.5	20.409	71.9	1:08.085	9 -	21.675	25.256	85.4	19.867	72.5	1:06.798
3 -	22.151	25.918	84.9	19.895	72.2	1:07.964	10 -	21.658	25.226	84.8	20.273	71.9	1:07.157
4 -	21.523	26.072	83.4	19.915	72.4	1:07.510	11 -	21.619	24.949	85.5	21.112	71.9	1:07.680
5 -	21.472	25.536	85.3	20.077	72.5	1:07.085	12 -	22.030	25.158	85.4	19.800	72.7	1:06.988
6 -	21.485	25.331	85.1	19.918	72.2	1:06.734	13 -	21.972	25.293	84.9	20.025	72.5	1:07.290
7 -	21.535	25.097	84.8	19.839	72.6	1:06.471	14 -	22.287	25.829	84.9	22.859	38.2	1:10.975
28	George RICHARDSON				Tollbar Racing								
1 -	Out	25.194	86.4	19.937	73.4	1:04.525	8 -	21.215	25.313	84.7	19.558	73.0	1:06.086
2 -	22.257	26.198	83.0	19.554	73.2	1:08.009	9 -	21.535	25.555	85.1	19.484	72.9	1:06.574
3 -	21.190	25.563	85.3	19.741	73.9	1:06.494	10 -	21.093	24.568	86.0	19.309	72.7	1:04.970
4 -	21.246	24.754	86.8	19.404	73.6	1:05.404	11 -	21.035	25.072	83.2	19.569	73.7	1:05.676
5 -	21.230	25.019	86.4	19.661	72.2	1:05.910	12 -	21.130	24.748	86.9	19.352	73.3	1:05.230
6 -	21.102	24.913	86.6	19.505	73.3	1:05.520	13 -	21.001	28.141	81.8	19.288	72.8	1:08.430
7 -	21.091	24.538	86.9	19.363	73.3	1:04.992	14 -	21.172	24.993	84.9	19.143	73.2	1:05.308
29	Ashley CRAIG				Driver								
1 -	Out	31.083	78.5	21.588	71.9	1:15.052	8 -	21.222	25.154	85.7	19.994	72.9	1:06.370

Knockhill
Circuit Length = 1.2713 miles
Start: 14:27 End: 14:43

Weather / Track : Cloudy / Dry

Ginetta Junior Championship

QUALIFYING - ROUND 17 - SECTOR ANALYSIS

2 -	21.421	24.994	86.7	20.178	70.8	1:06.593	9 -	21.248	25.039	86.4	19.458	73.3	1:05.745
3 -	25.500	27.851	84.0	20.009	72.3	1:13.360	10 -	21.241	25.069	85.9	19.543	73.3	1:05.853
4 -	21.566	25.239	85.3	19.798	73.1	1:06.603	11 -	21.379	24.986	85.8	19.979	73.7	1:06.344
5 -			83.9	19.767	72.8	1:17.901	12 -	21.992	24.673	87.4	19.574	73.9	1:06.239
6 -	21.681	25.403	85.5	19.803	73.1	1:06.887	13 -	21.241	25.436	85.6	19.796	73.7	1:06.473
7 -	21.293	25.510	85.9	19.788	73.1	1:06.591							
51	Alex AUSTIN Tockwith Motorsport												
1 -	Out	26.924	82.3	20.226	70.9	1:08.448	8 -	21.282	25.058	86.1	19.555	73.3	1:05.895
2 -	21.993	25.781	84.6	20.064	72.2	1:07.838	9 -	21.464	24.943	86.6	19.581	72.5	1:05.988
3 -	21.954	26.585	83.4	20.337	70.9	1:08.876	10 -	42.293	25.702	86.5	19.522	72.9	1:27.517
4 -	21.790	25.367	85.5	20.503	70.9	1:07.660	11 -	21.467	24.841	86.5	19.914	74.4	1:06.222
5 -	21.631	25.171	85.5	19.703	72.3	1:06.505	12 -	22.609	25.054	86.4	19.619	73.1	1:07.282
6 -	21.702	25.077	85.6	20.095	71.7	1:06.874	13 -	21.355	24.619	86.7	19.671	72.9	1:05.645
7 -	21.766	25.196	86.6	19.838	73.1	1:06.800	14 -	22.096	25.916	84.4	23.664	32.5	1:11.676
55	Josh HILL TollBar Racing												
1 -	Out	25.177	86.4	20.044	72.7	1:05.006	8 -	21.284	24.612	87.3	19.852	72.7	1:05.748
2 -	21.691	25.973	86.5	19.658	72.3	1:07.322	9 -	21.011	24.498	87.7	19.485	73.1	1:04.994
3 -	21.447	24.734	88.0	19.739	72.8	1:05.920	10 -	21.155	24.599	87.4	19.385	73.6	1:05.139
4 -	22.273	26.585	87.5	19.455	72.5	1:08.313	11 -	21.244	24.682	88.0	19.603	72.5	1:05.529
5 -	21.105	24.855	87.7	19.741	72.9	1:05.701	12 -	21.299	24.750	86.7	19.615	72.9	1:05.664
6 -	21.245	24.497	88.2	In		1:06.087 P	13 -	21.425	25.524	85.6	19.588	72.9	1:06.537
7 -	Out	25.011	86.3	19.729	72.6	1:55.153							
60	Jake BATTY TJ Motorsport												
1 -	Out	26.159	83.3	20.112	72.2	1:06.130	7 -	21.202	25.991	83.2	19.869	72.2	1:07.062
2 -	21.316	24.620	86.0	19.995	72.0	1:05.931	8 -	21.808	25.642	85.5	In		1:10.319 P
3 -	44.570	33.180	83.2	20.025	71.7	1:37.775	9 -	Out	25.037	86.7	19.808	73.2	2:20.439
4 -	21.922	25.653	84.8	19.871	72.5	1:07.446	10 -	21.287	25.864	85.9	19.952	72.6	1:07.103
5 -	21.365	24.916	85.9	19.787	72.9	1:06.068	11 -	21.197	24.775	87.4	19.778	72.2	1:05.750
6 -	21.328	25.653	84.4	19.638	73.3	1:06.619	12 -	21.365	24.761	86.0	19.732	72.8	1:05.858
66	Dominic PETTIT Dominant Motorsport												
1 -	Out	28.217	83.9	20.161	72.5	1:09.768	8 -	24.978	25.781	85.7	19.791	72.5	1:10.550
2 -	21.368	25.587	75.2	20.421	71.5	1:07.376	9 -	21.247	24.615	85.1	19.460	73.3	1:05.322
3 -	21.850	25.579	84.0	19.748	72.3	1:07.177	10 -	21.342	24.516	85.8	19.532	72.9	1:05.390
4 -	21.414	24.684	84.8	19.849	72.4	1:05.947	11 -	21.224	24.372	85.8	19.653	73.0	1:05.249
5 -	21.105	24.521	85.6	19.435	73.3	1:05.061	12 -	22.058	28.553	75.1	19.862	73.3	1:10.473
6 -	21.060	24.559	86.0	19.545	72.9	1:05.164	13 -	20.966	24.433	86.6	19.585	73.9	1:04.984
7 -	21.100	24.388	85.5	19.534	73.2	1:05.022	14 -	21.017	24.379	87.0	19.571	74.2	1:04.967
70	Max McGUIRE Tockwith Motorsport												
1 -	Out	27.512	81.6	20.625	70.2	1:08.639	4 -	Out	26.590	84.5	In		3:46.645 P
2 -	22.486	26.054	84.6	20.214	70.6	1:08.754	5 -	Out	27.812	83.6	20.105	71.3	7:50.770
3 -	22.357	25.985	84.4	In		1:09.952 P							
86	Jake FARNDON Driver												
1 -	Out	29.128	82.1	20.493	72.2	1:18.071	6 -	21.094	25.728	71.1	20.440	73.3	1:07.262
2 -	21.368	24.900	86.6	19.941	69.4	1:06.209	7 -	21.145	24.895	86.1	19.633	73.3	1:05.673
3 -	21.780	24.980	86.7	19.971	72.2	1:06.731	8 -	21.509	24.989	86.5	In		1:07.249 P
4 -	21.313	24.953	86.8	19.704	72.7	1:05.970	9 -	Out	24.723	86.7	19.803	67.4	2:49.063
5 -	21.126	24.874	86.3	19.755	72.9	1:05.755	10 -	23.885	24.654	88.0	19.601	73.7	1:08.140
91	Fergus WALKINSHAW TollBar Racing												
1 -	Out	25.482	83.4	20.049	71.7	1:06.187	8 -	21.134	24.643	86.8	19.717	72.0	1:05.494
2 -	21.826	25.879	85.2	19.720	71.9	1:07.425	9 -	21.127	24.680	86.0	19.745	72.0	1:05.552
3 -	21.621	25.030	85.9	19.862	71.8	1:06.513	10 -	21.159	24.584	87.0	19.409	73.0	1:05.152
4 -	21.535	25.159	84.9	19.790	72.0	1:06.484	11 -	21.051	24.839	86.9	19.458	72.5	1:05.348
5 -	21.257	25.981	85.8	In		1:08.300 P	12 -	21.061	24.623	86.4	20.250	71.9	1:05.934
6 -	Out	24.766	85.8	19.632	72.5	1:47.940	13 -	21.165	24.511	85.7	19.401	72.9	1:05.077
7 -	21.197	24.685	85.9	19.624	72.0	1:05.506	14 -	22.444	25.906	85.4	22.628	38.8	1:10.978

Knockhill
Circuit Length = 1.2713 miles
Start: 14:27 End: 14:43

Weather / Track : Cloudy / Dry

Ginetta Junior Championship
QUALIFYING - ROUND 17 - SPEED TRAPS

SECTOR 1				SECTOR 2			FINISH LINE		
POS	NO	NAME	MPH	NO	NAME	MPH	NO	NAME	MPH
1				55	Josh HILL	88.2	51	Alex AUSTIN	74.4
2				86	Jake FARNDON	88.0	66	Dominic PETTIT	74.2
3				6	Thomas CARNABY	87.5	28	George RICHARDSON	73.9
4				29	Ashley CRAIG	87.4	29	Ashley CRAIG	73.9
5				60	Jake BATTY	87.4	86	Jake FARNDON	73.7
6				8	Dino ZAMPARELLI	87.0	55	Josh HILL	73.6
7				66	Dominic PETTIT	87.0	6	Thomas CARNABY	73.5
8				91	Fergus WALKINSHAW	87.0	8	Dino ZAMPARELLI	73.4
9				28	George RICHARDSON	86.9	60	Jake BATTY	73.3
10				51	Alex AUSTIN	86.7	23	Daniel LLOYD	73.2
11				23	Daniel LLOYD	86.6	15	Alice POWELL	73.0
12				15	Alice POWELL	86.1	91	Fergus WALKINSHAW	73.0
13				20	Tom HOWARD	85.5	20	Tom HOWARD	72.7
14				26	Sarah MOORE	85.5	26	Sarah MOORE	72.7
15				70	Max McGUIRE	84.6	70	Max McGUIRE	71.3


Ginetta Junior Championship

QUALIFYING - ROUND 17 - BEST SECTOR TIMES

SECTOR 1			SECTOR 2			SECTOR 3			IDEAL / BEST COMPARISON								
POS	NO	NAME	TIME	NO	NAME	TIME	NO	NAME	TIME	POS	NO	NAME	IDEAL	BEST	DIFF		
1	6	CARNABY	20.880	8	ZAMPARELLI	24.226	28	RICHARDSON	19.143	1	8	ZAMPARELLI	1:04.529	1:04.635	0.106		
2	8	ZAMPARELLI	20.946	23	LLOYD	24.340	23	LLOYD	19.247	2	23	LLOYD	1:04.612	1:04.721	0.109		
3	66	PETTIT	20.966	66	PETTIT	24.372	8	ZAMPARELLI	19.357	3	28	RICHARDSON	1:04.682	1:04.970	0.288		
4	28	RICHARDSON	21.001	15	POWELL	24.393	55	HILL	19.385	4	66	PETTIT	1:04.773	1:04.967	0.194		
5	55	HILL	21.011	55	HILL	24.497	91	WALKINSHAW	19.401	5	55	HILL	1:04.893	1:04.994	0.101		
6	23	LLOYD	21.025	91	WALKINSHAW	24.511	66	PETTIT	19.435	6	91	WALKINSHAW	1:04.963	1:05.077	0.114		
7	91	WALKINSHAW	21.051	28	RICHARDSON	24.538	29	CRAIG	19.458	7	6	CARNABY	1:05.055	1:05.123	0.068		
8	86	FARNDON	21.094	6	CARNABY	24.566	51	AUSTIN	19.522	8	15	POWELL	1:05.085	1:05.183	0.098		
9	15	POWELL	21.098	51	AUSTIN	24.619	15	POWELL	19.594	9	86	FARNDON	1:05.349	1:05.673	0.324		
10	60	BATTY	21.197	60	BATTY	24.620	86	FARNDON	19.601	10	29	CRAIG	1:05.353	1:05.745	0.392		
11	29	CRAIG	21.222	86	FARNDON	24.654	6	CARNABY	19.609	11	51	AUSTIN	1:05.423	1:05.645	0.222		
12	51	AUSTIN	21.282	29	CRAIG	24.673	60	BATTY	19.638	12	60	BATTY	1:05.455	1:05.750	0.295		
13	26	MOORE	21.461	26	MOORE	24.949	26	MOORE	19.800	13	26	MOORE	1:06.210	1:06.442	0.232		
14	20	HOWARD	21.980	70	McGUIRE	25.985	20	HOWARD	19.908	14	20	HOWARD	1:08.162	1:07.962	-0.200		
15	70	McGUIRE	22.357	20	HOWARD	26.274	70	McGUIRE	20.105	15	70	McGUIRE	1:08.447	1:08.754	0.307		
												Perfect Lap		1:04.249			

Ginetta Junior Championship

ROUND 17 - GRID


ROW 8	1:08.754 70 Max McGUIRE	
ROW 7	1:06.442 26 Sarah MOORE	1:07.962 20 Tom HOWARD
ROW 6	1:05.745 29 Ashley CRAIG	1:05.750 60 Jake BATTY
ROW 5	1:05.645 51 Alex AUSTIN	1:05.673 86 Jake FARNDON
ROW 4	1:05.123 6 Thomas CARNABY	1:05.183 15 Alice POWELL
ROW 3	1:04.994 55 Josh HILL	1:05.077 91 Fergus WALKINSHAW
ROW 2	1:04.967 66 Dominic PETTIT	1:04.970 28 George RICHARDSON
ROW 1	1:04.635 8 Dino ZAMPARELLI	1:04.721 23 Daniel LLOYD
Pole		
		

Knockhill
Circuit Length = 1.2713 miles

Clerk of Course :

Timekeeper :

Ginetta Junior Championship
ROUND 18 - GRID - AMENDED

ROW 7	1:08.093 20 Tom HOWARD	70 Max McGUIRE
ROW 6	1:05.895 51 Alex AUSTIN	1:06.471 26 Sarah MOORE
ROW 5	1:05.755 86 Jake FARNDON	1:05.858 60 Jake BATTY
ROW 4	1:05.362 15 Alice POWELL	1:05.395 6 Thomas CARNABY
ROW 3	1:05.139 55 Josh HILL	1:05.152 91 Fergus WALKINSHAW
ROW 2	1:04.984 66 Dominic PETTIT	1:04.992 28 George RICHARDSON
ROW 1	1:04.752 8 Dino ZAMPARELLI	1:04.926 23 Daniel LLOYD
Pole		
		

Car 29 withdrawn

Knockhill
 Circuit Length = 1.2713 miles

Clerk of Course :		Timekeeper :

Ginetta Junior Championship

ROUND 17 - CLASSIFICATION

POS	NO	CL	NAME	ENTRY	LAPS	TIME	GAP	DIFF	MPH	BEST	ON
1	8		Dino ZAMPARELLI	Muzz Racing	12	13:01.873			70.23	1:03.996	6
2	55		Josh HILL	TollBar Racing	12	13:04.567	2.694	2.694	69.99	1:04.615	10
3	6		Thomas CARNABY	TollBar Racing	12	13:07.848	5.975	3.281	69.70	1:04.540	7
4	66		Dominic PETTIT	Dominant Motorsport	12	13:08.112	6.239	0.264	69.68	1:04.307	7
5	91		Fergus WALKINSHAW	TollBar Racing	12	13:08.395	6.522	0.283	69.65	1:04.611	7
6	51		Alex AUSTIN	Tockwith Motorsport	12	13:13.920	12.047	5.525	69.17	1:04.502	7
7	15		Alice POWELL	Tockwith Motorsport	12	13:14.376	12.503	0.456	69.13	1:04.839	10
8	60		Jake BATTY	TJ Motorsport	12	13:15.526	13.653	1.150	69.03	1:04.788	10
9	86		Jake FARNDON	Driver	12	13:23.900	22.027	8.374	68.31	1:05.046	10
10	20		Tom HOWARD	Driver	12	13:44.427	42.554	20.527	66.61	1:06.992	7
11	70		Max McGUIRE	Tockwith Motorsport	12	13:44.586	42.713	0.159	66.60	1:06.874	7
NOT CLASSIFIED											
DNF	23		Daniel LLOYD	Tockwith Racing	11	12:14.220	1 lap	1 lap	68.56	1:04.340	3
DNF	28		George RICHARDSON	Tollbar Racing	5	6:36.616	7 laps	6 laps	57.69	1:05.611	2
DNF	26		Sarah MOORE	Tockwith Motorsport	3	3:27.183	9 laps	2 laps	66.26	1:06.194	3
DNF	29		Ashley CRAIG	Driver	2	2:19.311	10 laps	1 lap	65.70	1:06.042	2
FASTEST LAP											
	8		Dino ZAMPARELLI	Muzz Racing	6	1:03.996			71.51 mph	115.08 kph	

Car 23 - 10 Second penalty - False Start

Weather / Track : Cloudy / Dry

These results are provisional until the conclusion of any judicial and technical matters.

Knockhill
Circuit Length = 1.2713 miles
Start: 11:56 End: 12:10

Clerk of Course :		Timekeeper :
-------------------	--	--------------

Ginetta Junior Championship

ROUND 17 - SECTOR ANALYSIS

6	Thomas CARNABY				TollBar Racing								
1 -		25.374	85.3	20.065	73.1	1:12.482	7 -	20.857	24.201	86.7	19.482	73.3	1:04.540
2 -	21.397	24.597	86.9	19.325	73.6	1:05.319	8 -	20.807	24.339	86.5	19.402	73.4	1:04.548
3 -	21.235	24.506	86.8	19.242	73.6	1:04.983	9 -	21.195	24.664	86.6	19.350	73.3	1:05.209
4 -	21.066	24.622	86.4	19.585	73.2	1:05.273	10 -	20.988	24.619	87.7	19.300	72.7	1:04.907
5 -	20.866	24.302	86.9	19.497	73.5	1:04.665	11 -	21.244	24.573	85.5	19.559	72.4	1:05.376
6 -	20.944	24.329	86.9	19.408	73.7	1:04.681	12 -	21.867	24.343	86.0	19.655	72.5	1:05.865
8	Dino ZAMPARELLI				Muzz Racing								
1 -		24.494	85.7	19.390	72.7	1:08.567	7 -	20.752	24.182	86.6	19.195	72.8	1:04.129
2 -	20.906	24.217	87.3	19.572	73.6	1:04.695	8 -	20.734	24.157	86.6	19.266	72.9	1:04.157
3 -	20.803	24.076	87.4	19.310	74.1	1:04.189	9 -	20.763	24.001	87.0	19.463	73.6	1:04.227
4 -	20.734	26.679	85.4	19.387	73.0	1:06.800	10 -	20.859	26.854	86.5	19.394	72.2	1:07.107
5 -	20.987	24.234	86.4	19.380	73.5	1:04.601	11 -	20.947	24.207	85.9	19.520	72.5	1:04.674
6 -	20.561	24.120	86.8	19.315	73.2	1:03.996	12 -	20.768	24.230	86.6	19.733	67.6	1:04.731
15	Alice POWELL				Tockwith Motorsport								
1 -		25.349	84.5	20.229	72.3	1:12.101	7 -	21.015	24.522	84.9	19.922	72.2	1:05.459
2 -	21.310	24.636	86.9	19.755	71.5	1:05.701	8 -	21.068	25.480	81.6	20.644	72.7	1:07.192
3 -	21.941	24.870	86.5	19.766	72.2	1:06.577	9 -	21.091	24.464	86.0	19.716	73.7	1:05.271
4 -	22.082	24.937	84.9	19.704	72.8	1:06.723	10 -	20.905	24.296	86.6	19.638	73.2	1:04.839
5 -	21.161	24.519	84.7	19.733	72.7	1:05.413	11 -	20.893	24.229	86.6	19.741	73.3	1:04.863
6 -	20.900	24.580	85.4	19.588	72.9	1:05.068	12 -	21.257	24.316	86.6	19.596	73.4	1:05.169
20	Tom HOWARD				Driver								
1 -		26.628	84.1	19.862	72.7	1:15.850	7 -	21.628	25.570	85.1	19.794	72.3	1:06.992
2 -	22.018	26.441	84.6	20.395	71.6	1:08.854	8 -	21.329	26.555	82.1	19.845	71.7	1:07.729
3 -	22.700	26.585	83.8	19.793	71.8	1:09.078	9 -	21.724	26.057	84.1	19.902	72.4	1:07.683
4 -	22.372	25.904	84.9	20.088	71.6	1:08.364	10 -	21.528	25.986	84.8	20.152	71.9	1:07.666
5 -	21.803	26.242	84.6	20.110	72.3	1:08.155	11 -	21.577	25.875	84.4	19.684	72.2	1:07.136
6 -	21.950	26.949	84.4	20.001	73.4	1:08.900	12 -	21.824	26.041	84.4	20.155	72.2	1:08.020
23	Daniel LLOYD				Tockwith Racing								
1 -		24.473	85.3	19.386	72.5	1:07.982	7 -	20.980	24.521	84.9	19.235	72.6	1:04.736
2 -	20.988	24.472	85.6	19.273	72.5	1:04.733	8 -	21.059	24.418	85.3	19.260	72.5	1:04.737
3 -	20.815	24.246	85.9	19.279	72.9	1:04.340	9 -	21.034	24.429	84.0	19.307	72.3	1:04.770
4 -	20.907	24.235	85.6	19.233	72.5	1:04.375	10 -	20.972	33.749	82.7	19.720	71.5	1:14.441
5 -	21.012	24.300	84.7	19.303	72.5	1:04.615	11 -	21.091	24.297	85.1	19.502	71.5	1:04.890
6 -	20.934	24.345	85.3	19.322	72.5	1:04.601							
26	Sarah MOORE				Tockwith Motorsport								
1 -		25.613	84.5	20.389	72.7	1:14.735	3 -	21.158	24.827	86.4	20.209	73.2	1:06.194
2 -	21.775	24.721	86.6	19.758	73.7	1:06.254							
28	George RICHARDSON				Tollbar Racing								
1 -		28.067	73.9	20.764	72.9	1:14.019	4 -	26.315	28.046	80.3	21.009	70.4	1:15.370
2 -	21.475	24.713	87.4	19.423	74.2	1:05.611	5 -	28.479	35.379	56.0	In		1:29.474 P
3 -	21.221	25.174	86.7	45.747	64.9	1:32.142							
29	Ashley CRAIG				Driver								
1 -		25.681	84.4	20.094	73.1	1:13.269	2 -	21.564	24.811	86.8	19.667	73.4	1:06.042
51	Alex AUSTIN				Tockwith Motorsport								
1 -		25.479	85.4	20.751	72.8	1:14.038	7 -	20.908	24.284	86.8	19.310	74.2	1:04.502
2 -	21.755	24.774	86.9	19.841	73.3	1:06.370	8 -	21.084	25.074	84.2	19.983	72.6	1:06.141
3 -	21.096	25.030	86.9	20.165	72.1	1:06.291	9 -	21.119	24.553	85.8	19.455	73.7	1:05.127
4 -	21.358	24.915	84.9	19.731	73.2	1:06.004	10 -	20.969	24.442	86.5	19.393	73.3	1:04.804
5 -	20.980	24.464	86.7	19.783	73.4	1:05.227	11 -	21.059	24.608	85.9	19.623	72.5	1:05.290
6 -	20.921	24.609	86.7	19.414	74.0	1:04.944	12 -	21.095	24.597	85.9	19.490	73.2	1:05.182
55	Josh HILL				TollBar Racing								
1 -		25.258	84.2	19.572	73.8	1:10.909	7 -	20.929	24.399	86.8	19.548	72.8	1:04.876

Car 23 - 10 Second penalty - False Start

Weather / Track : Cloudy / Dry

Knockhill
Circuit Length = 1.2713 miles
Start: 11:56 End: 12:10

Ginetta Junior Championship

ROUND 17 - SECTOR ANALYSIS

2 -	21.114	24.549	87.3	19.314	72.9	1:04.977	8 -	21.227	24.532	85.6	19.443	73.0	1:05.202
3 -	21.018	24.733	86.1	19.346	73.3	1:05.097	9 -	20.898	24.469	85.7	19.288	73.3	1:04.655
4 -	20.982	24.486	87.0	19.308	73.3	1:04.776	10 -	20.870	24.416	87.2	19.329	73.1	1:04.615
5 -	20.961	24.398	87.0	19.298	73.5	1:04.657	11 -	20.954	24.421	86.8	19.549	72.9	1:04.924
6 -	20.897	24.355	87.0	19.422	73.7	1:04.674	12 -	21.049	24.551	86.7	19.605	73.7	1:05.205
60	Jake BATTY					TJ Motorsport							
1 -		25.254	85.8	20.062	73.7	1:13.492	7 -	21.392	24.899	86.3	19.679	72.9	1:05.970
2 -	21.621	24.863	86.4	19.874	74.1	1:06.358	8 -	21.155	24.711	86.5	19.376	74.2	1:05.242
3 -	21.447	24.993	87.0	20.768	70.8	1:07.208	9 -	20.950	24.705	86.6	19.560	74.2	1:05.215
4 -	21.844	24.738	86.3	19.640	73.3	1:06.222	10 -	20.907	24.351	87.6	19.530	73.9	1:04.788
5 -	21.085	24.465	86.5	19.739	73.7	1:05.289	11 -	20.906	24.241	87.0	19.748	73.5	1:04.895
6 -	20.887	24.564	86.7	19.742	73.3	1:05.193	12 -	21.509	24.528	86.8	19.617	73.4	1:05.654
66	Dominic PETTIT					Dominant Motorsport							
1 -		25.837	79.1	19.833	74.1	1:11.249	7 -	20.984	24.025	88.1	19.298	74.9	1:04.307
2 -	21.569	24.549	88.0	19.353	71.5	1:05.471	8 -	21.259	24.387	86.9	19.440	73.6	1:05.086
3 -	21.402	24.322	86.8	19.327	74.7	1:05.051	9 -	20.910	24.431	86.1	19.367	74.3	1:04.708
4 -	21.274	24.223	88.7	19.326	74.5	1:04.823	10 -			86.5	20.716	72.2	1:06.829
5 -	21.345	24.279	87.8	19.304	74.5	1:04.928	11 -	21.408	24.184	87.3	19.495	75.1	1:05.087
6 -	20.892	24.649	86.8	19.324	74.6	1:04.865	12 -	22.090	24.430	88.4	19.188	74.6	1:05.708
70	Max McGUIRE					Tockwith Motorsport							
1 -		26.801	85.2	20.813	72.0	1:17.503	7 -	21.745	25.380	85.4	19.749	71.8	1:06.874
2 -	21.855	25.788	85.6	19.857	73.5	1:07.500	8 -	22.437	26.299	83.7	19.999	72.7	1:08.735
3 -	22.864	26.276	84.2	20.507	71.5	1:09.647	9 -	21.700	26.300	84.5	19.718	73.2	1:07.718
4 -	22.458	25.358	86.3	20.091	73.1	1:07.907	10 -	21.693	25.858	85.9	19.853	71.2	1:07.404
5 -	21.829	26.027	86.4	20.376	72.4	1:08.232	11 -	21.945	25.606	85.6	19.840	71.1	1:07.391
6 -	21.750	26.211	84.0	19.947	72.1	1:07.908	12 -	22.535	25.346	86.5	19.886	72.8	1:07.767
86	Jake FARNDON					Driver							
1 -		25.110	86.1	20.665	72.8	1:12.601	7 -	20.948	24.749	86.1	19.658	73.0	1:05.355
2 -	21.607	24.582	88.0	19.555	74.2	1:05.744	8 -	21.109	25.012	85.4	19.737	73.5	1:05.858
3 -	21.518	24.844	88.1	19.769	73.5	1:06.131	9 -	21.006	24.699	86.3	19.489	74.0	1:05.194
4 -	29.467	25.456	85.4	20.163	70.7	1:15.086	10 -	20.971	24.567	86.5	19.508	72.8	1:05.046
5 -	21.245	24.842	84.7	19.658	73.3	1:05.745	11 -	21.097	24.963	86.1	19.516	72.9	1:05.576
6 -	21.160	24.757	86.1	19.625	73.4	1:05.542	12 -	21.507	25.045	85.8	19.470	73.0	1:06.022
91	Fergus WALKINSHAW					TollBar Racing							
1 -		25.402	83.3	19.632	72.8	1:10.810	7 -	20.899	24.336	86.6	19.376	73.4	1:04.611
2 -	21.618	24.592	86.7	19.556	73.3	1:05.766	8 -	21.349	24.536	85.3	20.088	72.6	1:05.973
3 -	21.088	24.294	86.9	19.372	73.3	1:04.754	9 -	21.037	24.474	86.3	19.290	73.4	1:04.801
4 -	21.213	24.426	87.5	19.389	73.4	1:05.028	10 -	21.330	24.594	87.2	19.620	73.2	1:05.544
5 -	21.225	24.164	87.3	19.398	73.3	1:04.787	11 -	21.564	24.520	86.3	19.416	73.3	1:05.500
6 -	20.842	24.336	87.5	19.482	73.3	1:04.660	12 -	22.130	24.412	86.4	19.619	73.7	1:06.161

Car 23 - 10 Second penalty - False Start

Weather / Track : Cloudy / Dry

Knockhill

Circuit Length = 1.2713 miles

Start: 11:56 End: 12:10

**Ginetta Junior Championship
ROUND 17 - SPEED TRAPS**

SECTOR 1				SECTOR 2			FINISH LINE		
POS	NO	NAME	MPH	NO	NAME	MPH	NO	NAME	MPH
1				66	Dominic PETTIT	88.7	66	Dominic PETTIT	75.1
2				86	Jake FARNDON	88.1	60	Jake BATTY	74.2
3				6	Thomas CARNABY	87.7	28	George RICHARDSON	74.2
4				29	Ashley CRAIG	87.6	51	Alex AUSTIN	74.2
5				60	Jake BATTY	87.6	86	Jake FARNDON	74.2
6				91	Fergus WALKINSHAW	87.5	8	Dino ZAMPARELLI	74.1
7				8	Dino ZAMPARELLI	87.4	55	Josh HILL	73.8
8				28	George RICHARDSON	87.4	6	Thomas CARNABY	73.7
9				55	Josh HILL	87.3	15	Alice POWELL	73.7
10				15	Alice POWELL	86.9	26	Sarah MOORE	73.7
11				51	Alex AUSTIN	86.9	91	Fergus WALKINSHAW	73.7
12				26	Sarah MOORE	86.6	70	Max McGUIRE	73.5
13				70	Max McGUIRE	86.5	20	Tom HOWARD	73.4
14				23	Daniel LLOYD	85.9	29	Ashley CRAIG	73.4
15				20	Tom HOWARD	85.1	23	Daniel LLOYD	72.9

Car 23 - 10 Second penalty - False Start

Weather / Track : Cloudy / Dry

www.tsl-timing.com

Knockhill
Circuit Length = 1.2713 miles
Start: 11:56 End: 12:10

Printed - 12.13 Sunday, 17 August 2008

Ginetta Junior Championship

ROUND 17 - BEST SECTOR TIMES

SECTOR 1			SECTOR 2			SECTOR 3			IDEAL / BEST COMPARISON								
POS	NO	NAME	TIME	NO	NAME	TIME	NO	NAME	TIME	POS	NO	NAME	IDEAL	BEST	DIFF		
1	8	ZAMPARELLI	20.561	8	ZAMPARELLI	24.001	66	PETTIT	19.188	1	8	ZAMPARELLI	1:03.757	1:03.996	0.239		
2	6	CARNABY	20.807	66	PETTIT	24.025	8	ZAMPARELLI	19.195	2	66	PETTIT	1:04.105	1:04.307	0.202		
3	23	LLOYD	20.815	91	WALKINSHAW	24.164	23	LLOYD	19.233	3	6	CARNABY	1:04.250	1:04.540	0.290		
4	91	WALKINSHAW	20.842	6	CARNABY	24.201	6	CARNABY	19.242	4	23	LLOYD	1:04.283	1:04.340	0.057		
5	55	HILL	20.870	15	POWELL	24.229	55	HILL	19.288	5	91	WALKINSHAW	1:04.296	1:04.611	0.315		
6	60	BATTY	20.887	23	LLOYD	24.235	91	WALKINSHAW	19.290	6	51	AUSTIN	1:04.502	1:04.502	0.000		
7	66	PETTIT	20.892	60	BATTY	24.241	51	AUSTIN	19.310	7	60	BATTY	1:04.504	1:04.788	0.284		
8	15	POWELL	20.893	51	AUSTIN	24.284	60	BATTY	19.376	8	55	HILL	1:04.513	1:04.615	0.102		
9	51	AUSTIN	20.908	55	HILL	24.355	28	RICHARDSON	19.423	9	15	POWELL	1:04.710	1:04.839	0.129		
10	86	FARNDON	20.948	86	FARNDON	24.567	86	FARNDON	19.470	10	86	FARNDON	1:04.985	1:05.046	0.061		
11	29	CRAIG	21.134	29	CRAIG	24.651	15	POWELL	19.588	11	28	RICHARDSON	1:05.357	1:05.611	0.254		
12	26	MOORE	21.158	28	RICHARDSON	24.713	29	CRAIG	19.667	12	29	CRAIG	1:05.452	1:06.042	0.590		
13	28	RICHARDSON	21.221	26	MOORE	24.721	20	HOWARD	19.684	13	26	MOORE	1:05.637	1:06.194	0.557		
14	20	HOWARD	21.329	70	McGUIRE	25.346	70	McGUIRE	19.718	14	20	HOWARD	1:06.583	1:06.992	0.409		
15	70	McGUIRE	21.693	20	HOWARD	25.570	26	MOORE	19.758	15	70	McGUIRE	1:06.757	1:06.874	0.117		
												Perfect Lap		1:03.750			

Car 23 - 10 Second penalty - False Start

Weather / Track : Cloudy / Dry

www.tsl-timing.com

Knockhill
Circuit Length = 1.2713 miles
Start: 11:56 End: 12:10

Printed - 12.14 Sunday, 17 August 2008

Ginetta Junior Championship
ROUND 17 - LAP CHART

Lap 1			Lap 2			Lap 3			Lap 4			Lap 5		
No	Behind	Laptime	No	Behind	Laptime	No	Behind	Laptime	No	Behind	Laptime	No	Behind	Laptime
23		1:07.982	23		1:04.733	23		1:04.340	23		1:04.375	23		1:04.615
8	0.585	1:08.567	8	0.547	1:04.695	8	0.396	1:04.189	8	2.821	1:06.800	8	2.807	1:04.601
91	2.828	1:10.810	55	3.171	1:04.977	55	3.928	1:05.097	55	4.329	1:04.776	55	4.371	1:04.657
55	2.927	1:10.909	91	3.861	1:05.766	91	4.275	1:04.754	91	4.928	1:05.028	91	5.100	1:04.787
66	3.267	1:11.249	66	4.005	1:05.471	66	4.716	1:05.051	66	5.164	1:04.823	66	5.477	1:04.928
15	4.119	1:12.101	6	5.086	1:05.319	6	5.729	1:04.983	6	6.627	1:05.273	6	6.677	1:04.665
6	4.500	1:12.482	15	5.087	1:05.701	15	7.324	1:06.577	15	9.672	1:06.723	15	10.470	1:05.413
86	4.619	1:12.601	86	5.630	1:05.744	86	7.421	1:06.131	51	11.273	1:06.004	51	11.885	1:05.227
29	5.287	1:13.269	29	6.596	1:06.042	51	9.644	1:06.291	60	11.850	1:06.222	60	12.524	1:05.289
60	5.510	1:13.492	28	6.915	1:05.611	60	10.003	1:07.208	86	18.132	1:15.086	86	19.262	1:05.745
28	6.037	1:14.019	60	7.135	1:06.358	26	10.128	1:06.194	20	20.716	1:08.364	20	24.256	1:08.155
51	6.056	1:14.038	51	7.693	1:06.370	20	16.727	1:09.078	70	21.127	1:07.907	70	24.744	1:08.232
26	6.753	1:14.735	26	8.274	1:06.254	70	17.595	1:09.647	28	45.712	1:15.370			
20	7.868	1:15.850	20	11.989	1:08.854	28	34.717	1:32.142						
70	9.521	1:17.503	70	12.288	1:07.500									

Car 23 - 10 Second penalty - False Start

Weather / Track : Cloudy / Dry

www.tsl-timing.com

Knockhill
 Circuit Length = 1.2713 miles
 Start: 11:56 End: 12:10

Ginetta Junior Championship

ROUND 17 - LAP CHART

Lap 6			Lap 7			Lap 8			Lap 9			Lap 10		
No	Behind	Laptime	No	Behind	Laptime	No	Behind	Laptime	No	Behind	Laptime	No	Behind	Laptime
23		1:04.601	23		1:04.736	23		1:04.737	23		1:04.770	8		1:07.107
8	2.202	1:03.996	8	1.595	1:04.129	8	1.015	1:04.157	8	0.472	1:04.227	55	1.970	1:04.615
55	4.444	1:04.674	55	4.584	1:04.876	55	5.049	1:05.202	55	4.934	1:04.655	6	4.139	1:04.907
91	5.159	1:04.660	91	5.034	1:04.611	66	5.661	1:05.086	66	5.599	1:04.708	91	4.266	1:05.544
66	5.741	1:04.865	66	5.312	1:04.307	91	6.270	1:05.973	91	6.301	1:04.801	66	4.849	1:06.829
28	1 LAP	1:29.474 P	6	6.561	1:04.540	6	6.372	1:04.548	6	6.811	1:05.209	23	6.862	1:14.441
6	6.757	1:04.681	15	11.660	1:05.459	51	13.398	1:06.141	51	13.755	1:05.127	51	10.980	1:04.804
15	10.937	1:05.068	51	11.994	1:04.502	15	14.115	1:07.192	15	14.616	1:05.271	15	11.876	1:04.839
51	12.228	1:04.944	60	14.350	1:05.970	60	14.855	1:05.242	60	15.300	1:05.215	60	12.509	1:04.788
60	13.116	1:05.193	86	20.822	1:05.355	86	21.943	1:05.858	86	22.367	1:05.194	86	19.834	1:05.046
86	20.203	1:05.542	70	30.189	1:06.874	20	33.803	1:07.729	20	36.716	1:07.683	20	36.803	1:07.666
70	28.051	1:07.908	20	30.811	1:06.992	70	34.187	1:08.735	70	37.135	1:07.718	70	36.960	1:07.404
20	28.555	1:08.900												

Car 23 - 10 Second penalty - False Start

Weather / Track : Cloudy / Dry

www.tsl-timing.com

Knockhill
Circuit Length = 1.2713 miles
Start: 11:56 End: 12:10

Ginetta Junior Championship
ROUND 17 - LAP CHART

Lap 11			Lap 12		
No	Behind	Laptime	No	Behind	Laptime
8		1:04.674	8		1:04.731
55	2.220	1:04.924	55	2.694	1:05.205
6	4.841	1:05.376	6	5.975	1:05.865
91	5.092	1:05.500	66	6.239	1:05.708
66	5.262	1:05.087	91	6.522	1:06.161
23	7.078	1:04.890	51	12.047	1:05.182
51	11.596	1:05.290	15	12.503	1:05.169
15	12.065	1:04.863	60	13.653	1:05.654
60	12.730	1:04.895	86	22.027	1:06.022
86	20.736	1:05.576	20	42.554	1:08.020
20	39.265	1:07.136	70	42.713	1:07.767
70	39.677	1:07.391			

Car 23 - 10 Second penalty - False Start

Weather / Track : Cloudy / Dry

www.tsl-timing.com

Knockhill
 Circuit Length = 1.2713 miles
 Start: 11:56 End: 12:10

Ginetta Junior Championship

ROUND 17 - POSITION CHART

No	Name	Laps Pos	1	2	3	4	5	6	7	8	9	10	11	12
			23	LLOYD	1	23	23	23	23	23	23	23	23	23
8	ZAMPARELLI	2	8	8	8	8	8	8	8	8	8	55	55	55
91	WALKINSHAW	3	91	55	55	55	55	55	55	55	55	6	6	6
55	HILL	4	55	91	91	91	91	91	91	66	66	91	91	66
66	PETTIT	5	66	66	66	66	66	66	66	91	91	66	66	91
15	POWELL	6	15	6	6	6	6	6	6	6	6	23	23	51
6	CARNABY	7	6	15	15	15	15	15	15	51	51	51	51	15
86	FARNDON	8	86	86	86	51	51	51	51	15	15	15	15	60
29	CRAIG	9	29	29	51	60	60	60	60	60	60	60	60	86
60	BATTY	10	60	28	60	86	86	86	86	86	86	86	86	20
28	RICHARDSON	11	28	60	26	20	20	70	70	20	20	20	20	70
51	AUSTIN	12	51	51	20	70	70	20	20	70	70	70	70	
26	MOORE	13	26	26	70	28	28							
20	HOWARD	14	20	20	28									
70	McGUIRE	15	70	70										

Car 23 - 10 Second penalty - False Start

Weather / Track : Cloudy / Dry

www.tsl-timing.com

Knockhill
Circuit Length = 1.2713 miles
Start: 11:56 End: 12:10

Ginetta Junior Championship

ROUND 18 - CLASSIFICATION - AMENDED

POS	NO	CL	NAME	ENTRY	LAPS	TIME	GAP	DIFF	MPH	BEST	ON
1	23		Daniel LLOYD	Tockwith Racing	12	15:44.262			58.16	1:04.573	4
2	15		Alice POWELL	Tockwith Motorsport	12	15:45.094	0.832	0.832	58.10	1:05.013	11
3	6		Thomas CARNABY	TollBar Racing	12	15:45.558	1.296	0.464	58.08	1:04.721	12
4	55		Josh HILL	TollBar Racing	12	15:46.816	2.554	1.258	58.00	1:04.727	11
5	51		Alex AUSTIN	Tockwith Motorsport	12	15:47.806	3.544	0.990	57.94	1:04.582	12
6	86		Jake FARNDON	Driver	12	15:48.119	3.857	0.313	57.92	1:05.083	11
7	28		George RICHARDSON	TollBar Racing	12	15:52.683	8.421	4.564	57.64	1:04.912	4
8	60		Jake BATTY	TJ Motorsport	12	15:53.403	9.141	0.720	57.60	1:05.041	3
9	70		Max McGUIRE	Tockwith Motorsport	12	15:53.664	9.402	0.261	57.58	1:06.514	4
10	20		Tom HOWARD	Driver	12	15:54.003	9.741	0.339	57.56	1:06.649	4
NOT CLASSIFIED											
DNF	8		Dino ZAMPARELLI	Muzz Racing	5	5:30.232	7 laps	7 laps	69.29	1:04.869	4
DNF	91		Fergus WALKINSHAW	TollBar Racing	5	5:43.882	7 laps	13.650	66.54	1:05.285	4
DNF	66		Dominic PETTIT	Dominant Motorsport	4	4:25.939	8 laps	1 lap	68.83	1:04.988	3
DNF	26		Sarah MOORE	Tockwith Motorsport	0						
FASTEST LAP											
	23		Daniel LLOYD	Tockwith Racing	4	1:04.573			70.87 mph	114.06 kph	

Car 51 - C(d)13 - Gaining unfair advantage

Weather / Track : Cloudy / Dry

These results are provisional until the conclusion of any judicial and technical matters.

Knockhill
Circuit Length = 1.2713 miles
Start: 16:09 End: 16:25

Clerk of Course :		Timekeeper :
-------------------	--	--------------

Ginetta Junior Championship

ROUND 18 - SECTOR ANALYSIS

6	Thomas CARNABY				TollBar Racing								
1 -		83.2	19.690	72.4	1:13.122	7 -	27.993	40.114	52.4	26.793	52.6	1:34.900	
2 -		86.8	19.490	72.2	1:05.271	8 -	32.209	43.639	44.6	30.661	45.7	1:46.509	
3 -		86.6	19.660	71.6	1:05.907	9 -	37.831	46.062	40.5	32.741	38.2	1:56.634	
4 -	20.994	26.179	83.7	19.794	72.5	1:06.967	10 -	34.112	34.147	50.8	24.163	73.7	1:32.422
5 -	20.640	25.806	80.9	19.784	72.6	1:06.230	11 -	21.135	24.549	86.6	19.590	73.1	1:05.274
6 -	21.433	25.935	83.1	20.233	70.8	1:07.601	12 -	20.922	24.399	86.5	19.400	73.7	1:04.721
8	Dino ZAMPARELLI				Muzz Racing								
1 -		85.2	19.715	71.1	1:08.776	4 -	20.584	24.605	87.4	19.680	72.1	1:04.869	
2 -		85.4	20.139	71.4	1:06.118	5 -	20.573	25.446	85.1	19.312	72.2	1:05.331	
3 -		87.4	19.741	73.2	1:05.138								
15	Alice POWELL				Tockwith Motorsport								
1 -		85.8	19.861	72.0	1:11.727	7 -	26.826	41.727	49.6	26.943	51.4	1:35.496	
2 -		85.9	19.843	71.8	1:05.656	8 -	32.285	43.595	42.8	30.312	44.4	1:46.192	
3 -		86.1	19.778	72.8	1:05.432	9 -	38.048	45.843	47.5	33.001	35.2	1:56.892	
4 -	20.742	24.686	86.6	19.610	72.9	1:05.038	10 -	34.098	34.395	51.2	23.988	73.3	1:32.481
5 -	20.809	25.936	82.7	22.016	69.4	1:08.761	11 -	21.075	24.433	86.6	19.505	73.1	1:05.013
6 -	21.934	25.396	83.1	20.048	72.2	1:07.378	12 -	21.070	24.298	86.3	19.660	72.9	1:05.028
20	Tom HOWARD				Driver								
1 -		84.3	20.206	72.0	1:15.720	7 -	22.290	40.090	55.1	26.918	48.9	1:29.298	
2 -		84.3	19.844	72.2	1:07.533	8 -	30.948	43.742	42.7	31.017	50.9	1:45.707	
3 -		84.4	19.920	73.3	1:07.307	9 -	37.018	46.774	38.5	32.892	42.2	1:56.684	
4 -	20.846	26.045	84.2	19.758	72.3	1:06.649	10 -	33.931	32.443	54.4	25.869	73.1	1:32.243
5 -	21.157	27.449	82.0	20.016	72.5	1:08.622	11 -	21.521	25.481	85.3	20.291	73.0	1:07.293
6 -	21.704	27.362	82.7	20.083	72.4	1:09.149	12 -	21.333	25.675	84.5	20.790	69.2	1:07.798
23	Daniel LLOYD				Tockwith Racing								
1 -		85.7	19.463	72.4	1:08.942	7 -	31.821	42.246	52.7	27.075	45.7	1:41.142	
2 -		86.4	19.719	71.8	1:05.768	8 -	32.235	43.370	43.3	30.529	42.4	1:46.134	
3 -		85.2	19.694	71.9	1:05.123	9 -	38.293	45.742	39.7	32.467	37.6	1:56.502	
4 -	20.494	24.723	85.4	19.356	71.7	1:04.573	10 -	34.551	34.603	49.4	23.927	72.9	1:33.081
5 -	20.886	25.842	84.1	19.446	72.6	1:06.174	11 -	20.953	24.549	85.1	19.387	72.5	1:04.889
6 -	21.047	25.596	81.8	20.465	61.0	1:07.108	12 -	21.111	24.433	84.4	19.282	72.3	1:04.826
28	George RICHARDSON				Tollbar Racing								
1 -		86.0	19.468	72.8	1:10.852	7 -	Out	25.906	84.3	19.429	72.5	1:39.641	
2 -		85.8	19.356	73.1	1:05.635	8 -	21.323	27.802	81.0	21.073	54.2	1:10.198	
3 -		86.9	19.489	73.3	1:05.496	9 -	36.019	47.055	35.5	33.692	38.3	1:56.766	
4 -	20.619	25.085	86.5	19.208	74.2	1:04.912	10 -	32.699	31.490	62.6	25.916	75.2	1:30.105
5 -	21.144	26.987	82.0	22.409	55.1	1:10.540	11 -	21.288	25.449	87.0	19.464	74.2	1:06.201
6 -	36.407	36.948	44.2	ln		1:45.945 P	12 -	21.623	25.438	86.6	19.331	73.3	1:06.392
51	Alex AUSTIN				Tockwith Motorsport								
1 -		83.3	19.893	72.8	1:13.635	7 -	22.015	42.350	53.1	26.673	46.1	1:31.038	
2 -		86.9	19.612	73.6	1:06.716	8 -	31.674	43.496	48.0	30.588	44.8	1:45.758	
3 -		87.6	19.526	73.3	1:05.405	9 -	37.590	45.987	43.4	32.888	38.0	1:56.465	
4 -	20.526	25.481	84.7	20.492	72.3	1:06.499	10 -	34.228	33.665	50.5	24.358	74.3	1:32.251
5 -	20.658	30.138	72.2	20.467	73.1	1:11.263	11 -	21.094	24.557	87.0	19.547	73.6	1:05.198
6 -	21.062	26.056	84.8	19.878	72.3	1:06.996	12 -	21.117	24.152	87.0	19.313	74.2	1:04.582
55	Josh HILL				TollBar Racing								
1 -		85.5	19.884	73.0	1:18.246	7 -	23.103	41.861	51.2	26.782	49.9	1:31.746	
2 -		87.0	19.801	73.4	1:05.837	8 -	31.268	43.590	44.7	30.821	44.8	1:45.679	
3 -		84.5	19.493	73.0	1:05.699	9 -	37.123	46.368	39.1	32.992	38.3	1:56.483	
4 -	20.396	25.131	85.9	19.631	73.2	1:05.158	10 -	33.795	33.447	51.3	24.605	73.8	1:31.847
5 -	20.321	27.309	79.7	19.929	73.1	1:07.559	11 -	20.826	24.292	88.0	19.609	73.4	1:04.727
6 -	21.109	26.807	83.8	20.548	69.5	1:08.464	12 -	21.120	24.580	87.3	19.671	70.9	1:05.371
60	Jake BATTY				TJ Motorsport								
1 -		84.3	19.766	73.3	1:13.276	7 -	22.013	29.357	63.0	26.450	50.2	1:17.820	

Knockhill
 Circuit Length = 1.2713 miles
 Start: 16:09 End: 16:25

Weather / Track : Cloudy / Dry

Ginetta Junior Championship

ROUND 18 - SECTOR ANALYSIS

2 -		85.6	19.726	72.8	1:06.851	8 -	30.990	44.147	45.2	31.047	49.3	1:46.184	
3 -		86.7	19.336	73.3	1:05.041	9 -	36.229	47.133	38.0	33.318	37.0	1:56.680	
4 -	20.708	25.770	84.4	20.730	70.7	1:07.208	10 -	33.033	31.771	60.1	25.911	74.5	1:30.715
5 -	21.195	42.696	75.3	20.209	72.2	1:24.100	11 -	21.251	25.318	87.0	20.235	71.5	1:06.804
6 -	21.835	29.427	77.2	20.623	71.0	1:11.885	12 -	21.606	25.509	85.9	19.724	71.8	1:06.839
66	Dominic PETTIT					Dominant Motorsport							
1 -		86.8	19.626	72.9	1:09.604	3 -		86.1	19.632	73.7		1:04.988	
2 -		86.6	20.342	73.2	1:06.245	4 -	20.679	24.788	86.3	19.635	68.9	1:05.102	
70	Max McGUIRE					Tockwith Motorsport							
1 -		83.9	20.366	71.5	1:16.447	7 -	21.730	39.813	54.1	26.694	50.5	1:28.237	
2 -		85.8	20.172	72.1	1:07.484	8 -	31.299	43.864	45.1	31.123	50.5	1:46.286	
3 -		86.4	20.177	72.5	1:07.234	9 -	36.433	46.816	40.7	33.531	36.9	1:56.780	
4 -	21.030	25.511	86.6	19.973	72.3	1:06.514	10 -	33.222	31.749	56.5	25.963	73.8	1:30.934
5 -	21.069	28.461	81.1	20.701	71.7	1:10.231	11 -	21.501	25.257	86.9	19.764	71.8	1:06.522
6 -	21.922	27.001	84.2	20.280	71.6	1:09.203	12 -	21.916	26.424	86.9	19.452	73.5	1:07.792
86	Jake FARNDON					Driver							
1 -		85.3	19.670	72.9	1:12.490	7 -	24.043	41.250	55.1	26.709	49.9	1:32.002	
2 -		85.8	19.975	73.3	1:05.980	8 -	31.246	43.529	43.1	30.849	49.5	1:45.624	
3 -		86.7	19.823	72.8	1:05.705	9 -	37.090	46.609	40.7	32.762	39.5	1:56.461	
4 -	20.830	25.880	85.5	19.644	72.2	1:06.354	10 -	34.323	32.710	55.0	25.260	73.8	1:32.293
5 -	20.682	25.715	84.0	19.617	71.9	1:06.014	11 -	21.214	24.564	86.9	19.305	73.4	1:05.083
6 -		83.7	20.615	66.8	1:14.735	12 -	21.062	24.914	86.4	19.402	73.5	1:05.378	
91	Fergus WALKINSHAW					TollBar Racing							
1 -		86.5	19.649	72.4	1:10.243	4 -	20.862	24.869	86.0	19.554	72.9	1:05.285	
2 -		86.8	20.256	72.5	1:05.864	5 -	20.813	31.223	74.3	ln		1:17.176 P	
3 -		86.3	19.535	72.8	1:05.314								

**Ginetta Junior Championship
ROUND 18 - SPEED TRAPS**

SECTOR 1				SECTOR 2			FINISH LINE		
POS	NO	NAME	MPH	NO	NAME	MPH	NO	NAME	MPH
1				55	Josh HILL	88.0	28	George RICHARDSON	75.2
2				51	Alex AUSTIN	87.6	60	Jake BATTY	74.5
3				8	Dino ZAMPARELLI	87.4	51	Alex AUSTIN	74.3
4				28	George RICHARDSON	87.0	55	Josh HILL	73.8
5				60	Jake BATTY	87.0	70	Max McGUIRE	73.8
6				70	Max McGUIRE	86.9	86	Jake FARNDON	73.8
7				86	Jake FARNDON	86.9	6	Thomas CARNABY	73.7
8				6	Thomas CARNABY	86.8	66	Dominic PETTIT	73.7
9				66	Dominic PETTIT	86.8	15	Alice POWELL	73.3
10				91	Fergus WALKINSHAW	86.8	20	Tom HOWARD	73.3
11				15	Alice POWELL	86.6	8	Dino ZAMPARELLI	73.2
12				23	Daniel LLOYD	86.4	91	Fergus WALKINSHAW	72.9
13				20	Tom HOWARD	85.3	23	Daniel LLOYD	72.9

Ginetta Junior Championship

ROUND 18 - BEST SECTOR TIMES

SECTOR 1			SECTOR 2			SECTOR 3			IDEAL / BEST COMPARISON								
POS	NO	NAME	TIME	NO	NAME	TIME	NO	NAME	TIME	POS	NO	NAME	IDEAL	BEST	DIFF		
1	55	HILL	20.321	51	AUSTIN	24.152	28	RICHARDSON	19.208	1	51	AUSTIN	1:03.991	1:04.582	0.591		
2	23	LLOYD	20.494	55	HILL	24.292	23	LLOYD	19.282	2	55	HILL	1:04.106	1:04.727	0.621		
3	51	AUSTIN	20.526	15	POWELL	24.298	86	FARNDON	19.305	3	23	LLOYD	1:04.209	1:04.573	0.364		
4	8	ZAMPARELLI	20.573	6	CARNABY	24.399	8	ZAMPARELLI	19.312	4	6	CARNABY	1:04.439	1:04.721	0.282		
5	28	RICHARDSON	20.619	23	LLOYD	24.433	51	AUSTIN	19.313	5	8	ZAMPARELLI	1:04.490	1:04.869	0.379		
6	6	CARNABY	20.640	86	FARNDON	24.564	60	BATTY	19.336	6	15	POWELL	1:04.545	1:05.013	0.468		
7	66	PETTIT	20.679	8	ZAMPARELLI	24.605	6	CARNABY	19.400	7	86	FARNDON	1:04.551	1:05.083	0.532		
8	86	FARNDON	20.682	66	PETTIT	24.788	70	McGUIRE	19.452	8	28	RICHARDSON	1:04.912	1:04.912	0.000		
9	60	BATTY	20.708	91	WALKINSHAW	24.869	55	HILL	19.493	9	66	PETTIT	1:05.093	1:04.988	-0.105		
10	15	POWELL	20.742	28	RICHARDSON	25.085	15	POWELL	19.505	10	91	WALKINSHAW	1:05.217	1:05.285	0.068		
11	91	WALKINSHAW	20.813	70	McGUIRE	25.257	91	WALKINSHAW	19.535	11	60	BATTY	1:05.362	1:05.041	-0.321		
12	20	HOWARD	20.846	60	BATTY	25.318	66	PETTIT	19.626	12	70	McGUIRE	1:05.739	1:06.514	0.775		
13	70	McGUIRE	21.030	20	HOWARD	25.481	20	HOWARD	19.758	13	20	HOWARD	1:06.085	1:06.649	0.564		
												Perfect Lap		1:03.681			

Ginetta Junior Championship
ROUND 18 - LAP CHART

Lap 1			Lap 2			Lap 3			Lap 4			Lap 5		
No	Behind	Laptime	No	Behind	Laptime	No	Behind	Laptime	No	Behind	Laptime	No	Behind	Laptime
8		1:08.776	23		1:05.768	23		1:05.123	23		1:04.573	8		1:05.331
23	0.166	1:08.942	8	0.184	1:06.118	8	0.199	1:05.138	8	0.495	1:04.869	23	0.348	1:06.174
66	0.828	1:09.604	66	1.139	1:06.245	66	1.004	1:04.988	66	1.533	1:05.102	86	6.311	1:06.014
91	1.467	1:10.243	91	1.397	1:05.864	91	1.588	1:05.314	91	2.300	1:05.285	15	6.382	1:08.761
28	2.076	1:10.852	28	1.777	1:05.635	28	2.150	1:05.496	28	2.489	1:04.912	28	7.203	1:10.540
15	2.951	1:11.727	15	2.673	1:05.656	15	2.982	1:05.432	15	3.447	1:05.038	6	7.265	1:06.230
86	3.714	1:12.490	6	3.683	1:05.271	86	4.342	1:05.705	86	6.123	1:06.354	55	12.267	1:07.559
6	4.346	1:13.122	86	3.760	1:05.980	6	4.467	1:05.907	6	6.861	1:06.967	51	13.286	1:11.263
60	4.500	1:13.276	60	5.417	1:06.851	60	5.335	1:05.041	51	7.849	1:06.499	91	13.650	1:17.176
51	4.859	1:13.635	51	5.641	1:06.716	51	5.923	1:05.405	60	7.970	1:07.208	20	15.599	1:08.622
20	6.944	1:15.720	20	8.543	1:07.533	55	9.949	1:05.699	55	10.534	1:05.158	70	17.678	1:10.231
70	7.671	1:16.447	70	9.221	1:07.484	20	10.727	1:07.307	20	12.803	1:06.649	60	26.244	1:24.100
55	9.470	1:18.246	55	9.373	1:05.837	70	11.332	1:07.234	70	13.273	1:06.514			

Ginetta Junior Championship

ROUND 18 - LAP CHART

Lap 6			Lap 7			Lap 8			Lap 9			Lap 10		
No	Behind	Laptime	No	Behind	Laptime	No	Behind	Laptime	No	Behind	Laptime	No	Behind	Laptime
23		1:07.108	23		1:41.142	23		1:46.134	23		1:56.502	23		1:33.081
15	6.304	1:07.378	15	0.658	1:35.496	15	0.716	1:46.192	15	1.106	1:56.892	15	0.506	1:32.481
6	7.410	1:07.601	6	1.168	1:34.900	6	1.543	1:46.509	6	1.675	1:56.634	6	1.016	1:32.422
51	12.826	1:06.996	51	2.722	1:31.038	51	2.346	1:45.758	51	2.309	1:56.465	51	1.479	1:32.251
55	13.275	1:08.464	55	3.879	1:31.746	55	3.424	1:45.679	55	3.405	1:56.483	55	2.171	1:31.847
86	13.590	1:14.735	86	4.450	1:32.002	86	3.940	1:45.624	86	3.899	1:56.461	86	3.111	1:32.293
20	17.292	1:09.149	20	5.448	1:29.298	20	5.021	1:45.707	20	5.203	1:56.684	20	4.365	1:32.243
70	19.425	1:09.203	70	6.520	1:28.237	70	6.672	1:46.286	70	6.950	1:56.780	70	4.803	1:30.934
60	30.673	1:11.885	60	7.351	1:17.820	60	7.401	1:46.184	60	7.579	1:56.680	60	5.213	1:30.715
28	45.692	1:45.945	28	44.191	1:39.641 P	28	8.255	1:10.198	28	8.519	1:56.766	28	5.543	1:30.105

Ginetta Junior Championship

ROUND 18 - LAP CHART

Lap 11			Lap 12		
No	Behind	Laptime	No	Behind	Laptime
23		1:04.889	23		1:04.826
15	0.630	1:05.013	15	0.832	1:05.028
6	1.401	1:05.274	6	1.296	1:04.721
51	1.788	1:05.198	51	1.544	1:04.582
55	2.009	1:04.727	55	2.554	1:05.371
86	3.305	1:05.083	86	3.857	1:05.378
70	6.436	1:06.522	28	8.421	1:06.392
20	6.769	1:07.293	60	9.141	1:06.839
28	6.855	1:06.201	70	9.402	1:07.792
60	7.128	1:06.804	20	9.741	1:07.798

Ginetta Junior Championship

ROUND 18 - POSITION CHART

No	Name	Laps Pos	1	2	3	4	5	6	7	8	9	10	11	12
			8	ZAMPARELLI	1	8	23	23	23	8	23	23	23	23
23	LLOYD	2	23	8	8	8	23	15	15	15	15	15	15	15
66	PETTIT	3	66	66	66	66	86	6	6	6	6	6	6	6
91	WALKINSHAW	4	91	91	91	91	15	51	51	51	51	51	51	51
28	RICHARDSON	5	28	28	28	28	28	55	55	55	55	55	55	55
15	POWELL	6	15	15	15	15	6	86	86	86	86	86	86	86
86	FARNDON	7	86	6	86	86	55	20	20	20	20	20	70	28
6	CARNABY	8	6	86	6	6	51	70	70	70	70	70	20	60
60	BATTY	9	60	60	60	51	91	60	60	60	60	60	28	70
51	AUSTIN	10	51	51	51	60	20	28	28	28	28	28	60	20
20	HOWARD	11	20	20	55	55	70							
70	McGUIRE	12	70	70	20	20	60							
55	HILL	13	55	55	70	70								