



PORSCHE CARRERA CUP GB CHAMPIONSHIP

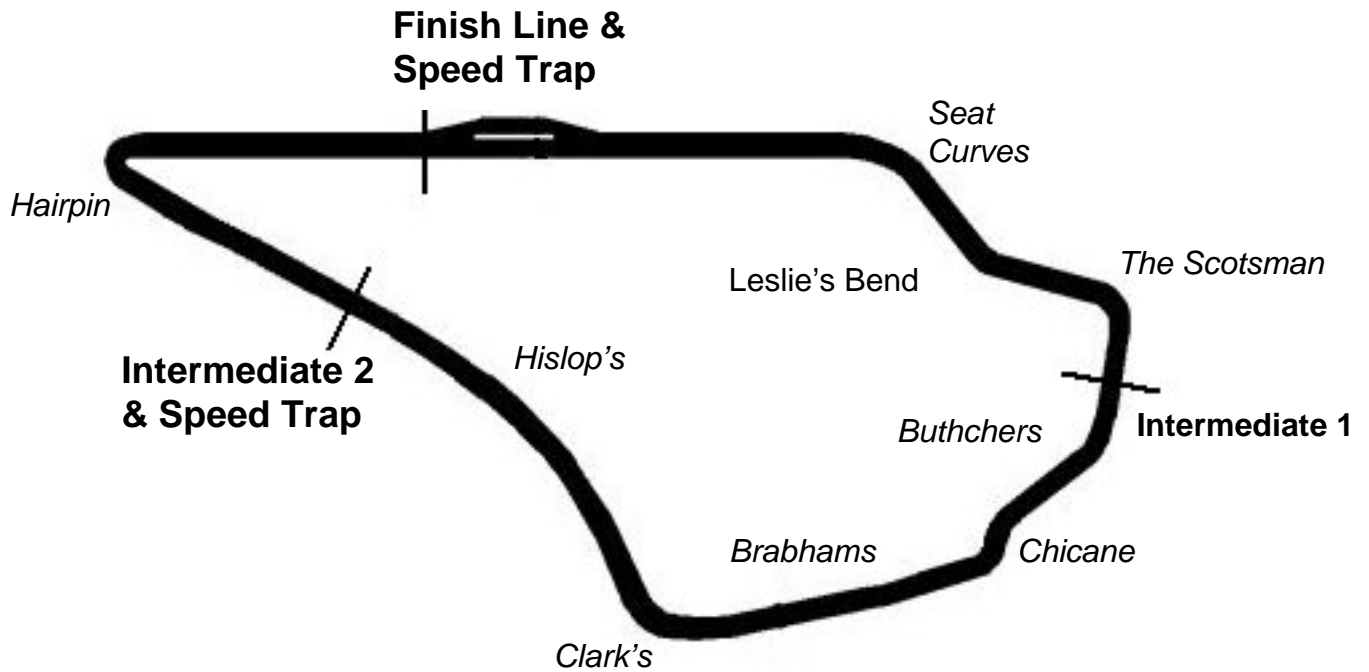
**Rounds 15 & 16
Knockhill**

16th / 17th August 2008



Results Provided by Timing Solutions Ltd
www.tsl-timing.com

KNOCKHILL



Circuit Length:	1.2713 miles / 2046.0 metres
Intermediate 1:	697 metres
Intermediate 2:	1508 metres
Pit In:	2046 metres
Pit Out:	183 metres after Finish Line
Pit In – Pit Out	175 metres, @ 60kph = 10.5 seconds, @ 80kph = 7.8 seconds

Porsche Carrera Cup Great Britain

QUALIFYING - ROUND 15 - CLASSIFICATION

POS	NO	CL	NAME	NAT	ENTRY	TIME	ON	LAPS	GAP	DIFF	MPH
1	5	P	Sam HANCOCK	GBR	Jota	50.957	6	19			89.81
2	8	P	Tim BRIDGMAN	GBR	Team Parker Racing	50.965	24	26	0.008	0.008	89.79
3	44	P	Michael CAINE	GBR	Team Parker Racing	50.986	13	21	0.029	0.021	89.76
4	6	P	Phil QUAIFE	GBR	Jota	50.990	10	21	0.033	0.004	89.75
5	2	P	Tim HARVEY	GBR	Red Line Racing	51.045	4	22	0.088	0.055	89.65
6	7	P	Charles BATEMAN	GBR	Team Parker Racing	51.104	14	17	0.147	0.059	89.55
7	45	A2	Rory BUTCHER	GBR	Porsche Motorsport	51.381	8	26	0.424	0.277	89.07
8	34	A1	Tony GILHAM	GBR	ReDesign Racing	51.396	26	27	0.439	0.015	89.04
9	15	A1	Nigel RICE	GBR	Red Line Racing	51.643	19	23	0.686	0.247	88.61
10	42	A2	Graeme MUNDY	GBR	Rss Performance	52.114	15	24	1.157	0.471	87.81
11	10	P	Pippa MANN	GBR	Team Eurotech	52.313	12	28	1.356	0.199	87.48
12	78	A2	Glynn GEDDIE	GBR	Parr Motorsport	52.428	5	6	1.471	0.115	87.29
13	60	A1	Ben ANDERSON	GBR	Porsche Motorsport	52.841	20	25	1.884	0.413	86.60
14	79	A2	Bob LYONS	GBR	Apex Tubulars	52.898	21	24	1.941	0.057	86.51
15	56	A2	Tommy DREELAN	GBR	Qserv	53.787	6	27	2.830	0.889	85.08

Weather / Track : Cloudy / Dry

These results are provisional until the conclusion of any judicial and technical matters.

Knockhill
 Circuit Length = 1.2713 miles
 Start: 10:48 End: 11:23

Clerk of Course :

Timekeeper :

Porsche Carrera Cup Great Britain

QUALIFYING - ROUND 15 - SECTOR ANALYSIS

2		Tim HARVEY				Red Line Racing							
1 -	Out	24.491	86.8	17.386	105.7	6:26.276	12 -	17.558	20.020	122.7	15.055	109.5	52.633
2 -	17.631	21.742	91.7	16.785	109.3	56.158	13 -	16.538	19.592	122.5	15.016	108.4	51.146
3 -	16.584	19.613	122.0	15.151	108.6	51.348	14 -	16.360	19.524	122.7	15.294	108.6	51.178
4 -	16.529	19.556	122.5	14.960	109.7	51.045	15 -	16.496	22.154	91.1	16.359	109.5	55.009
5 -	17.161	23.004	95.9	16.151	108.6	56.316	16 -	16.377	19.666	122.0	15.033	109.1	51.076
6 -	16.527	19.601	122.5	15.388	108.2	51.516	17 -	16.520	22.135	101.1	17.075	109.3	55.730
7 -	16.601	21.009	118.4	In		55.763 P	18 -	16.486	19.776	122.2	15.224	108.2	51.486
8 -	Out	22.505	119.4	15.855	102.6	2:24.035	19 -	16.384	24.565	85.5	16.572	109.1	57.521
9 -	19.996	22.107	115.1	In		1:00.490 P	20 -	16.505	19.637	122.5	15.107	108.6	51.249
10 -	Out	21.597	120.1	15.496	107.9	1:46.559	21 -	16.551	19.696	121.8	15.193	108.2	51.440
11 -	17.531	20.203	122.7	14.986	109.1	52.720	22 -	19.373	24.010	94.7	In		1:06.099 P
5		Sam HANCOCK				Jota							
1 -	Out	27.812	90.2	In		1:14.009 P	11 -	17.598	20.532	110.7	19.547	88.5	57.677
2 -	Out	24.208	91.3	17.158	107.2	12:53.269	12 -	20.131	27.422	107.4	15.481	108.8	1:03.034
3 -	18.067	20.891	108.4	15.768	109.3	54.726	13 -	16.581	19.457	121.4	14.966	107.9	51.004
4 -	16.716	19.786	121.8	14.962	108.9	51.464	14 -	16.394	19.633	120.7	14.997	108.4	51.024
5 -	16.467	19.748	121.1	15.017	108.2	51.232	15 -	16.415	20.990	115.7	17.063	109.3	54.468
6 -	16.415	19.622	121.1	14.920	109.1	50.957	16 -	16.396	19.539	120.7	15.128	108.1	51.063
7 -	16.467	21.610	116.5	16.088	108.8	54.165	17 -	16.374	22.215	117.5	16.271	107.5	54.860
8 -	16.477	19.686	120.9	14.894	108.1	51.057	18 -	16.413	19.668	120.9	15.236	108.4	51.317
9 -	17.203	21.916	119.4	In		57.740 P	19 -	18.326	23.396	109.8	In		1:01.372 P
10 -	Out	22.036	112.2	16.678	104.0	5:48.034							
6		Phil QUAIFE				Jota							
1 -	Out	24.646	111.7	16.724	106.2	1:03.160	12 -	Out	22.023	119.2	16.136	100.9	5:59.800
2 -	17.798	20.267	122.0	15.580	109.7	53.645	13 -	18.217	21.093	112.0	15.461	108.2	54.771
3 -	16.719	20.085	121.6	15.093	109.8	51.897	14 -	16.540	19.858	122.0	In		53.156 P
4 -	17.432	22.528	114.9	In		57.646 P	15 -	Out	19.961	120.3	15.762	109.7	1:06.968
5 -	Out	23.975	90.6	16.988	104.7	10:06.674	16 -	16.536	19.431	122.5	15.086	108.8	51.053
6 -	17.436	20.070	113.2	15.694	109.1	53.200	17 -	16.382	19.537	122.2	15.151	108.6	51.070
7 -	16.520	19.574	122.7	15.203	108.8	51.297	18 -	16.485	19.612	121.4	15.281	108.9	51.378
8 -	16.644	19.659	122.0	15.017	108.9	51.320	19 -	18.525	23.100	89.1	In		58.977 P
9 -	16.379	19.684	122.9	15.075	109.3	51.138	20 -	Out	20.469	121.4	15.680	109.1	2:13.121
10 -	16.337	19.528	122.2	15.125	108.6	50.990	21 -	16.518	20.007	118.4	In		53.415 P
11 -	16.814	20.985	109.7	In		54.908 P							
7		Charles BATEMAN				Team Parker Racing							
1 -	Out	24.946	110.7	17.457	71.3	1:03.066	10 -	17.133	19.958	121.6	15.153	108.4	52.244
2 -	19.425	21.910	110.0	16.404	107.9	57.739	11 -	16.523	19.749	121.6	15.085	108.1	51.357
3 -	16.948	20.206	121.6	15.100	107.7	52.254	12 -	16.523	19.814	121.4	15.076	108.2	51.413
4 -	16.683	19.890	121.8	14.945	108.2	51.518	13 -	16.391	19.632	121.4	15.093	108.2	51.116
5 -	16.647	20.035	122.0	15.879	104.9	52.561	14 -	16.398	19.575	121.8	15.131	106.9	51.104
6 -	16.802	20.066	121.4	15.100	108.1	51.968	15 -	16.475	19.753	121.4	15.048	107.9	51.276
7 -	16.473	19.925	121.4	15.288	107.2	51.686	16 -	16.413	21.602	81.2	17.876	108.2	55.891
8 -	16.738	19.760	121.4	15.191	107.7	51.689	17 -	16.511	20.560	118.1	In		54.751 P
9 -	12:00.280	21.481	119.8	15.818	107.2	12:37.579							
8		Tim BRIDGMAN				Team Parker Racing							
1 -	Out	22.963	118.6	16.366	107.4	58.586	14 -	16.502	19.665	121.1	15.147	107.5	51.314
2 -	17.458	20.221	121.4	15.520	108.2	53.199	15 -	18.335	21.921	119.0	In		57.963 P
3 -	17.032	19.957	121.4	15.174	108.2	52.163	16 -	Out	22.213	117.7	16.049	106.7	6:15.908
4 -	16.789	19.739	121.6	15.315	108.2	51.843	17 -	17.350	27.545	61.1	20.813	107.5	1:05.708
5 -	16.811	21.857	119.4	15.873	107.4	54.541	18 -	16.667	19.823	120.7	15.922	108.1	52.412
6 -	16.662	29.656	117.1	17.049	106.9	1:03.367	19 -	16.588	19.760	120.7	15.249	107.4	51.597
7 -	16.625	19.645	121.4	15.139	107.5	51.409	20 -	16.435	19.686	121.1	15.066	108.2	51.187
8 -	16.560	19.695	121.1	15.232	107.2	51.487	21 -	18.944	30.680	50.8	21.454	107.5	1:11.078
9 -	5:53.554	21.404	120.5	15.967	107.2	6:30.925	22 -	17.095	21.108	113.7	15.830	107.7	54.033
10 -	16.559	19.724	121.6	15.269	107.7	51.552	23 -	16.438	19.582	121.1	15.086	107.7	51.106
11 -	16.543	19.766	120.9	15.206	107.9	51.515	24 -	16.378	19.494	120.5	15.093	107.2	50.965
12 -	16.460	19.678	120.9	15.088	107.7	51.226	25 -	17.549	22.309	119.8	15.517	107.7	55.375
13 -	16.840	24.518	103.1	16.705	107.4	58.063	26 -	16.553	19.544	121.1	15.032	108.1	51.129

Knockhill
Circuit Length = 1.2713 miles
Start: 10:48 End: 11:23

Weather / Track : Cloudy / Dry

Porsche Carrera Cup Great Britain

QUALIFYING - ROUND 15 - SECTOR ANALYSIS

10 Pippa MANN		Team Eurotech											
1 -	Out	25.165	118.1	17.797	106.4	1:04.870	15 -	16.812	20.137	120.7	15.365	108.6	52.314
2 -	19.270	21.949	120.3	15.550	107.9	56.769	16 -	16.731	23.722	92.3	17.400	108.6	57.853
3 -	17.804	20.706	122.2	15.495	108.9	54.005	17 -	17.517	21.444	120.7	In		1:01.017 P
4 -	17.405	21.212	122.2	15.848	108.9	54.465	18 -	Out	21.865	119.8	15.727	108.2	2:51.062
5 -	17.428	20.629	122.5	15.258	108.6	53.315	19 -	17.702	20.803	122.0	15.544	108.8	54.049
6 -	16.898	20.621	122.0	15.316	108.9	52.835	20 -	17.316	20.420	121.6	15.865	107.9	53.601
7 -	17.051	20.459	118.4	16.047	107.9	53.557	21 -	16.781	20.173	118.8	15.449	107.7	52.403
8 -	6:04.634	23.800	84.4	17.491	107.7	6:45.925	22 -	17.505	20.911	121.1	15.749	108.8	54.165
9 -	17.716	20.797	121.8	16.545	108.8	55.058	23 -	16.700	20.263	121.6	15.360	108.2	52.323
10 -	17.143	20.298	121.4	15.327	109.1	52.768	24 -	16.865	21.493	120.9	15.659	108.6	54.017
11 -	17.006	20.167	121.8	15.300	109.1	52.473	25 -	16.770	20.351	121.8	15.491	108.4	52.612
12 -	16.746	20.156	122.0	15.411	108.1	52.313	26 -	16.973	20.061	121.4	15.338	108.8	52.372
13 -	16.894	20.175	121.6	15.269	108.8	52.338	27 -	17.051	20.416	121.1	15.452	108.9	52.919
14 -	16.766	20.364	120.9	15.413	108.8	52.543	28 -	16.883	20.471	121.6	In		56.343 P
15 Nigel RICE		Red Line Racing											
1 -	Out	24.148	110.9	16.698	107.0	1:02.077	13 -	Out	23.754	94.8	17.152	107.0	6:40.111
2 -	18.152	20.466	121.4	17.049	104.9	55.667	14 -	17.733	20.536	120.7	16.506	109.5	54.775
3 -	17.504	20.465	121.1	15.887	107.9	53.856	15 -	17.007	20.311	121.4	15.591	109.1	52.909
4 -	16.895	20.031	121.6	15.330	108.2	52.256	16 -	16.675	19.947	122.0	15.371	107.4	51.993
5 -	17.640	22.364	118.8	In		57.586 P	17 -	16.769	21.243	111.8	16.078	109.1	54.090
6 -	Out	25.415	66.8	17.778	103.7	9:17.814	18 -	16.793	19.974	122.0	15.263	108.1	52.030
7 -	17.479	21.093	94.1	16.751	109.5	55.323	19 -	16.547	19.950	122.0	15.146	107.5	51.643
8 -	16.663	19.902	121.8	15.244	108.4	51.809	20 -	17.677	20.308	115.9	16.530	109.7	54.515
9 -	16.653	20.100	120.7	15.606	107.2	52.359	21 -	16.696	19.911	122.0	15.170	107.9	51.777
10 -	16.993	19.868	121.8	15.316	108.6	52.177	22 -	16.671	19.910	121.6	15.296	107.4	51.877
11 -	16.765	19.913	121.6	15.074	108.4	51.752	23 -	16.614	19.935	122.0	15.233	108.2	51.782
12 -	17.838	22.583	110.6	In		59.040 P							
34 Tony GILHAM		ReDesign Racing											
1 -	Out	25.974	90.4	18.255	100.9	1:04.402	15 -	18.016	23.157	108.2	16.114	107.7	57.287
2 -	19.357	23.736	116.5	16.308	106.0	59.401	16 -	17.942	23.493	103.1	16.088	108.1	57.523
3 -	18.068	21.673	118.6	16.107	107.9	55.848	17 -	16.689	19.822	121.4	15.299	107.4	51.810
4 -	16.896	20.190	121.6	15.373	107.7	52.459	18 -	16.671	19.737	121.4	15.279	107.9	51.687
5 -	18.951	29.302	95.6	16.331	108.1	1:04.584	19 -	18.334	24.168	89.2	In		1:04.688 P
6 -	16.831	20.073	120.3	15.222	107.5	52.126	20 -	Out	26.572	81.4	17.085	107.4	4:15.330
7 -	17.481	22.238	118.8	16.042	108.4	55.761	21 -	17.431	20.730	120.1	15.607	107.7	53.768
8 -	6:01.065	23.510	110.2	17.712	103.6	6:42.287	22 -	16.752	19.971	119.6	15.411	107.7	52.134
9 -	18.716	21.577	119.6	15.846	107.0	56.139	23 -	16.647	19.734	120.5	15.399	106.4	51.780
10 -	17.659	21.320	120.1	15.630	107.9	54.609	24 -	18.419	21.656	118.6	15.798	107.7	55.873
11 -	16.897	20.076	120.3	15.298	107.5	52.271	25 -	16.542	19.722	121.4	15.263	107.7	51.527
12 -	16.750	19.886	119.4	15.337	107.5	51.973	26 -	16.516	19.674	120.5	15.206	107.4	51.396
13 -	16.692	20.041	120.9	15.196	107.2	51.929	27 -	18.597	24.220	96.1	In		1:04.413 P
14 -	16.735	19.918	120.5	15.129	107.7	51.782							
42 Graeme MUNDY		Rss Performance											
1 -	Out	26.214	112.2	16.942	103.7	1:05.197	13 -	16.904	20.552	118.6	15.477	105.0	52.933
2 -	18.551	22.351	116.7	15.949	104.5	56.851	14 -	16.676	20.364	118.6	15.516	105.7	52.556
3 -	17.472	21.010	119.0	15.790	104.4	54.272	15 -	16.558	20.310	118.8	15.246	104.7	52.114
4 -	17.027	20.523	119.0	15.460	104.9	53.010	16 -	16.822	20.506	117.9	15.415	105.0	52.743
5 -	16.928	20.518	118.8	16.114	104.2	53.560	17 -	16.997	20.671	119.0	15.388	104.7	53.056
6 -	17.355	20.460	117.9	15.540	104.4	53.355	18 -	16.690	20.456	118.8	15.435	104.7	52.581
7 -	16.951	20.209	118.6	15.510	105.2	52.670	19 -	17.016	21.832	116.9	In		57.315 P
8 -	6:46.757	23.284	115.1	16.779	103.2	7:26.820	20 -	Out	21.246	117.5	16.022	103.7	2:18.840
9 -	18.392	22.843	116.9	15.698	104.2	56.933	21 -	16.748	20.327	119.2	15.370	105.4	52.445
10 -	17.068	20.603	119.0	15.389	104.7	53.060	22 -	16.614	20.286	119.0	15.402	104.4	52.302
11 -	17.036	20.426	118.8	15.550	104.9	53.012	23 -	16.645	20.244	119.4	15.420	106.0	52.309
12 -	18.543	25.205	118.6	15.896	106.2	59.644	24 -	18.419	23.831	100.9	In		1:01.235 P
44 Michael CAINE		Team Parker Racing											
1 -	Out	25.157	72.8	20.727	96.3	1:08.344	12 -	16.392	21.185	106.9	15.725	108.9	53.302
2 -	19.578	22.655	81.4	17.345	108.1	59.578	13 -	16.537	19.475	122.0	14.974	109.5	50.986
3 -	17.462	21.119	98.5	16.044	109.1	54.625	14 -	16.445	19.524	121.6	15.146	108.4	51.115

Knockhill
Circuit Length = 1.2713 miles
Start: 10:48 End: 11:23

Porsche Carrera Cup Great Britain

QUALIFYING - ROUND 15 - SECTOR ANALYSIS

4 -	16.531	20.611	121.8	16.113	109.7	53.255	15 -	18.471	22.303	118.4	15.356	108.8	56.130
5 -	16.477	19.606	122.5	15.060	109.3	51.143	16 -	16.473	19.520	122.0	15.172	108.4	51.165
6 -	16.375	20.590	80.1	19.174	109.7	56.139	17 -	16.449	19.614	121.1	15.152	108.6	51.215
7 -	16.402	19.669	122.5	14.958	109.3	51.029	18 -	19.037	27.005	85.4	16.638	109.3	1:02.680
8 -	12:16.142	23.847	107.9	16.101	107.9	12:56.090	19 -	16.557	19.584	121.4	15.134	108.8	51.275
9 -	17.740	20.786	121.4	15.738	109.3	54.264	20 -	16.425	19.627	121.6	15.159	108.6	51.211
10 -	16.552	20.421	99.4	22.826	109.1	59.799	21 -	20.004	24.545	84.6	In		1:04.754 P
11 -	16.408	19.650	122.2	15.217	108.4	51.275							

45	Rory BUTCHER													Porsche Motorsport												
1 -	Out	26.364	116.3	18.965	104.9	1:06.324	14 -	16.777	20.186	121.4	15.280	107.9	52.243													
2 -	21.241	23.524	119.2	18.047	98.1	1:02.812	15 -	16.634	19.975	121.6	14.980	108.4	51.589													
3 -	17.996	22.001	99.4	15.985	108.8	55.982	16 -	16.530	19.869	121.8	15.208	107.5	51.607													
4 -	16.809	19.969	123.4	15.160	109.1	51.938	17 -	17.285	23.411	83.4	17.141	108.4	57.837													
5 -	16.555	21.704	115.3	15.814	108.6	54.073	18 -	16.642	19.963	121.1	15.216	108.1	51.821													
6 -	16.579	20.485	121.6	15.116	108.2	52.180	19 -	17.408	22.158	108.2	In		57.753 P													
7 -	16.549	19.902	121.4	15.044	108.4	51.495	20 -	Out	24.327	92.9	16.197	108.4	5:09.762													
8 -	16.475	19.792	123.1	15.114	107.5	51.381	21 -	16.702	19.981	121.6	15.402	108.4	52.085													
9 -	6:11.865	24.193	114.5	17.739	100.0	6:53.797	22 -	16.882	23.864	77.2	19.207	108.6	59.953													
10 -	19.666	23.382	98.1	16.592	99.9	59.640	23 -	16.638	20.229	118.6	15.904	108.9	52.771													
11 -	18.521	20.945	120.9	15.550	108.8	55.016	24 -	16.563	20.018	122.0	23.891	81.8	1:00.472													
12 -	16.735	20.102	121.4	15.381	107.9	52.218	25 -	20.634	22.109	108.9	16.447	108.6	59.190													
13 -	16.943	23.714	118.1	16.040	107.9	56.697	26 -	17.571	22.647	100.8	In		1:00.536 P													

56	Tommy DREELAN													Qserv												
1 -	Out	26.152	92.1	17.400	102.8	1:04.255	15 -	17.555	21.385	121.4	15.502	107.7	54.442													
2 -	18.953	22.799	117.5	16.373	107.2	58.125	16 -	17.420	21.202	121.6	15.368	108.1	53.990													
3 -	18.071	21.918	121.4	15.773	107.5	55.762	17 -	17.808	21.720	119.4	In		58.247 P													
4 -	17.612	21.761	118.4	15.516	107.5	54.889	18 -	Out	23.710	120.1	15.949	108.9	4:11.257													
5 -	17.624	21.321	121.4	15.518	108.4	54.463	19 -	17.678	21.277	121.8	15.304	108.9	54.259													
6 -	17.222	21.071	121.6	15.494	107.4	53.787	20 -	17.318	21.679	121.4	15.477	108.1	54.474													
7 -	17.791	21.542	121.8	16.262	106.7	55.595	21 -	17.422	21.122	121.8	15.525	108.4	54.069													
8 -	6:14.137	26.316	93.2	18.606	100.3	6:59.059	22 -	17.625	21.444	121.4	15.643	108.6	54.712													
9 -	18.736	22.421	108.4	16.227	107.0	57.384	23 -	17.551	21.487	121.1	15.680	107.4	54.718													
10 -	18.280	21.696	121.4	15.687	107.4	55.663	24 -	18.287	21.313	121.6	15.569	108.2	55.169													
11 -	17.644	21.241	121.1	15.526	108.1	54.411	25 -	17.428	21.489	121.6	15.435	108.4	54.352													
12 -	17.277	21.018	121.6	15.526	107.5	53.821	26 -	17.742	21.398	119.0	16.273	108.9	55.413													
13 -	17.500	21.207	121.4	15.397	108.1	54.104	27 -	17.564	21.416	121.8	15.658	108.6	54.638													
14 -	17.412	21.602	121.1	15.472	107.7	54.486																				

60	Ben ANDERSON													Porsche Motorsport												
1 -	Out	24.618	117.5	17.355	106.0	1:03.626	14 -	17.374	21.040	120.5	15.751	107.7	54.165													
2 -	19.211	22.221	118.6	16.492	107.4	57.924	15 -	17.133	21.214	120.9	15.598	107.5	53.945													
3 -	18.315	22.637	119.4	16.709	107.4	57.661	16 -	17.741	21.662	120.5	16.121	107.4	55.524													
4 -	19.106	21.401	118.6	15.934	107.5	56.441	17 -	17.492	20.976	121.1	15.726	107.5	54.194													
5 -	18.315	23.556	118.4	16.444	107.7	58.315	18 -	17.649	20.887	120.7	15.855	107.9	54.391													
6 -	17.545	23.322	117.9	15.759	107.7	56.626	19 -	17.326	20.618	121.4	15.575	107.7	53.519													
7 -	17.547	46.194	114.7	In		1:26.748 P	20 -	17.079	20.349	121.1	15.413	108.1	52.841													
8 -	Out	24.665	116.5	17.449	105.5	7:03.450	21 -	17.095	20.603	120.7	15.347	107.7	53.045													
9 -	19.876	25.065	117.3	16.668	106.2	1:01.609	22 -	17.068	20.846	115.1	16.199	107.0	54.113													
10 -	19.435	22.195	118.8	16.450	106.9	58.080	23 -	17.653	21.491	120.7	15.621	107.7	54.765													
11 -	18.135	21.163	109.8	18.331	107.0	57.629	24 -	17.796	20.861	121.4	15.671	108.1	54.328													
12 -	18.073	23.827	93.6	17.221	106.4	59.121	25 -	31.585	26.566	118.8	In		1:20.791 P													
13 -	17.684	20.524	121.1	15.683	107.2	53.891																				

78	Glynn GEDDIE													Parr Motorsport												
1 -	Out	24.638	107.0	17.973	104.9	1:02.625	4 -	16.949	20.285	121.8	15.211	107.2	52.445													
2 -	18.150	20.859	120.7	15.564	107.0	54.573	5 -	16.830	20.224	121.4	15.374	107.5	52.428													
3 -	17.105	36.870	120.5	16.120	107.2	1:10.095	6 -	16.796	20.473	121.6	15.399	107.2	52.668													

79	Bob LYONS													Apex Tubulars												
1 -	Out	25.923	105.4	18.701	103.9	1:05.283	13 -	17.201	20.589	119.2	15.502	106.7	53.292													
2 -	18.747	23.141	114.5	16.830	106.4	58.718	14 -	16.971	21.676	119.0	15.604	106.4	54.251													
3 -	17.915	21.561	118.6	16.219	106.0	55.695	15 -	17.107	20.717	119.2	15.614	106.4	53.438													
4 -	17.653	22.183	119.8	16.038	107.0	55.874	16 -	19.045	25.216	90.7	In		1:07.992 P													

Knockhill
Circuit Length = 1.2713 miles
Start: 10:48 End: 11:23

Porsche Carrera Cup Great Britain

QUALIFYING - ROUND 15 - SECTOR ANALYSIS

5 -	17.340	20.807	120.3	15.403	107.5	53.550	17 -	Out	22.269	114.5	16.055	106.2	3:43.238
6 -	17.087	20.584	120.3	15.572	106.7	53.243	18 -	17.616	21.851	117.5	15.853	106.0	55.320
7 -	17.024	20.444	120.9	15.506	106.7	52.974	19 -	17.123	20.521	119.4	15.436	106.4	53.080
8 -	6:35.218	24.798	112.4	17.120	103.6	7:17.136	20 -	19.080	22.319	119.2	15.671	106.5	57.070
9 -	19.109	22.051	117.5	16.817	104.2	57.977	21 -	16.956	20.637	119.2	15.305	107.2	52.898
10 -	18.070	21.465	117.5	17.634	94.3	57.169	22 -	18.011	22.062	118.6	16.002	105.8	56.075
11 -	18.353	21.913	114.3	15.905	106.0	56.171	23 -	17.252	20.697	119.6	15.545	105.0	53.494
12 -	17.291	20.979	119.4	15.834	106.5	54.104	24 -	18.809	25.093	95.6	In		1:06.623 P

Porsche Carrera Cup Great Britain
QUALIFYING - ROUND 15 - SPEED TRAPS


SECTOR 1				SECTOR 2			FINISH LINE		
POS	NO	NAME	MPH	NO	NAME	MPH	NO	NAME	MPH
1				45	Rory BUTCHER	123.4	6	Phil QUAIFE	109.8
2				6	Phil QUAIFE	122.9	2	Tim HARVEY	109.7
3				2	Tim HARVEY	122.7	15	Nigel RICE	109.7
4				10	Pippa MANN	122.5	44	Michael CAINE	109.7
5				44	Michael CAINE	122.5	5	Sam HANCOCK	109.3
6				7	Charles BATEMAN	122.0	10	Pippa MANN	109.1
7				15	Nigel RICE	122.0	45	Rory BUTCHER	109.1
8				5	Sam HANCOCK	121.8	56	Tommy DREELAN	108.9
9				56	Tommy DREELAN	121.8	7	Charles BATEMAN	108.4
10				78	Glynn GEDDIE	121.8	34	Tony GILHAM	108.4
11				8	Tim BRIDGMAN	121.6	8	Tim BRIDGMAN	108.2
12				34	Tony GILHAM	121.6	60	Ben ANDERSON	108.1
13				60	Ben ANDERSON	121.4	78	Glynn GEDDIE	107.5
14				79	Bob LYONS	120.9	79	Bob LYONS	107.5
15				42	Graeme MUNDY	119.4	42	Graeme MUNDY	106.2

Porsche Carrera Cup Great Britain
QUALIFYING - ROUND 15 - BEST SECTOR TIMES

SECTOR 1			SECTOR 2			SECTOR 3			IDEAL / BEST COMPARISON						
POS	NO	NAME	TIME	NO	NAME	TIME	NO	NAME	TIME	POS	NO	NAME	IDEAL	BEST	DIFF
1	6	QUAIFE	16.337	6	QUAIFE	19.431	5	HANCOCK	14.894	1	5	HANCOCK	50.725	50.957	0.232
2	2	HARVEY	16.360	5	HANCOCK	19.457	7	BATEMAN	14.945	2	6	QUAIFE	50.785	50.990	0.205
3	5	HANCOCK	16.374	44	CAINE	19.475	44	CAINE	14.958	3	44	CAINE	50.808	50.986	0.178
4	44	CAINE	16.375	8	BRIDGMAN	19.494	2	HARVEY	14.960	4	2	HARVEY	50.844	51.045	0.201
5	8	BRIDGMAN	16.378	2	HARVEY	19.524	45	BUTCHER	14.980	5	8	BRIDGMAN	50.904	50.965	0.061
6	7	BATEMAN	16.391	7	BATEMAN	19.575	6	QUAIFE	15.017	6	7	BATEMAN	50.911	51.104	0.193
7	45	BUTCHER	16.475	34	GILHAM	19.674	8	BRIDGMAN	15.032	7	45	BUTCHER	51.247	51.381	0.134
8	34	GILHAM	16.516	45	BUTCHER	19.792	15	RICE	15.074	8	34	GILHAM	51.319	51.396	0.077
9	15	RICE	16.547	15	RICE	19.868	34	GILHAM	15.129	9	15	RICE	51.489	51.643	0.154
10	42	MUNDY	16.558	10	MANN	20.061	78	GEDDIE	15.211	10	42	MUNDY	52.013	52.114	0.101
11	10	MANN	16.700	42	MUNDY	20.209	42	MUNDY	15.246	11	10	MANN	52.019	52.313	0.294
12	78	GEDDIE	16.782	78	GEDDIE	20.224	10	MANN	15.258	12	78	GEDDIE	52.217	52.428	0.211
13	79	LYONS	16.956	60	ANDERSON	20.349	56	DREELAN	15.304	13	79	LYONS	52.705	52.898	0.193
14	60	ANDERSON	17.068	79	LYONS	20.444	79	LYONS	15.305	14	60	ANDERSON	52.764	52.841	0.077
15	56	DREELAN	17.222	56	DREELAN	21.018	60	ANDERSON	15.347	15	56	DREELAN	53.544	53.787	0.243
												Perfect Lap		50.662	

Porsche Carrera Cup Great Britain

ROUND 15 - GRID


ROW 8	53.787 56 Tommy DREELAN	52.898 79 Bob LYONS
ROW 7	52.841 60 Ben ANDERSON	52.428 78 Glynn GEDDIE
ROW 6	52.313 10 Pippa MANN	52.114 42 Graeme MUNDY
ROW 5	51.643 15 Nigel RICE	51.396 34 Tony GILHAM
ROW 4	51.381 45 Rory BUTCHER	51.104 7 Charles BATEMAN
ROW 3	51.045 2 Tim HARVEY	50.990 6 Phil QUAIFE
ROW 2	50.986 44 Michael CAINE	50.965 8 Tim BRIDGMAN
ROW 1	50.957 5 Sam HANCOCK	
Pole		
		

Knockhill
Circuit Length = 1.2713 miles

Clerk of Course :		Timekeeper :

Porsche Carrera Cup Great Britain

ROUND 16 - GRID

ROW 8	53.821 56 Tommy DREELAN	53.045 60 Ben ANDERSON
ROW 7	52.974 79 Bob LYONS	52.445 78 Glynn GEDDIE
ROW 6	52.314 10 Pippa MANN	52.302 42 Graeme MUNDY
ROW 5	51.752 15 Nigel RICE	51.527 34 Tony GILHAM
ROW 4	51.495 45 Rory BUTCHER	51.116 7 Charles BATEMAN
ROW 3	51.106 8 Tim BRIDGMAN	51.076 2 Tim HARVEY
ROW 2	51.053 6 Phil QUAIFE	51.029 44 Michael CAINE
ROW 1	51.004 5 Sam HANCOCK	
Pole		
		

Knockhill
Circuit Length = 1.2713 miles

Clerk of Course :

Timekeeper :

Porsche Carrera Cup Great Britain

ROUND 15 - CLASSIFICATION

POS	NO	CL	NAME	NAT	ENTRY	LAPS	TIME	GAP	DIFF	MPH	BEST	ON
1	8	P	Tim BRIDGMAN	GBR	Team Parker Racing	28	30:11.778			70.72	51.541	3
2	5	P	Sam HANCOCK	GBR	Jota	28	30:13.123	1.345	1.345	70.67	51.441	3
3	6	P	Phil QUAIFFE	GBR	Jota	28	30:13.927	2.149	0.804	70.64	51.663	4
4	2	P	Tim HARVEY	GBR	Red Line Racing	28	30:14.192	2.414	0.265	70.63	51.052	5
5	45	A2	Rory BUTCHER	GBR	Porsche Motorsport	28	30:14.488	2.710	0.296	70.62	51.494	5
6	44	P	Michael CAINE	GBR	Team Parker Racing	28	30:16.193	4.415	1.705	70.55	51.654	10
7	15	A1	Nigel RICE	GBR	Red Line Racing	28	30:17.016	5.238	0.823	70.52	51.997	10
8	34	A1	Tony GILHAM	GBR	ReDesign Racing	28	30:17.628	5.850	0.612	70.50	51.867	10
9	78	A2	Glynn GEDDIE	GBR	Parr Motorsport	28	30:20.394	8.616	2.766	70.39	52.134	8
10	10	P	Pippa MANN	GBR	Team Eurotech	28	30:22.879	11.101	2.485	70.29	52.462	5
11	60	A1	Ben ANDERSON	GBR	Porsche Motorsport	28	30:32.804	21.026	9.925	69.91	53.871	27
12	79	A2	Bob LYONS	GBR	Apex Tubulars	28	30:33.200	21.422	0.396	69.90	53.352	5
13	56	A2	Tommy DREELAN	GBR	Qserv	28	30:34.489	22.711	1.289	69.85	54.457	10
NOT CLASSIFIED												
DNF	7	P	Charles BATEMAN	GBR	Team Parker Racing	10	8:45.843	18 laps	18 laps	87.03	51.563	10
FASTEST LAP												
2	P	Tim HARVEY	GBR	Red Line Racing	5	51.052	89.64 mph	144.26 kph				
34	A1	Tony GILHAM	GBR	ReDesign Racing	10	51.867	88.23 mph	142.00 kph				
45	A2	Rory BUTCHER	GBR	Porsche Motorsport	5	51.494	88.87 mph	143.03 kph				

Weather / Track : Cloudy / Dry

These results are provisional until the conclusion of any judicial and technical matters.

Knockhill
Circuit Length = 1.2713 miles
Start: 09:39 End: 10:10

Clerk of Course :	Timekeeper :
-------------------	--------------

Porsche Carrera Cup Great Britain
ROUND 15 - SECTOR ANALYSIS

2		Tim HARVEY				Red Line Racing							
1 -		20.466	121.6	15.490	107.9	57.583	15 -	30.831	29.757	64.7	21.745	64.0	1:22.333
2 -	17.515	20.410	122.2	15.270	108.6	53.195	16 -	29.772	30.458	65.3	21.191	68.2	1:21.421
3 -	16.591	19.959	121.6	15.143	108.6	51.693	17 -	28.892	30.584	68.3	21.857	65.9	1:21.333
4 -	16.488	19.654	122.2	15.042	109.3	51.184	18 -	27.771	29.676	72.6	20.850	72.9	1:18.297
5 -	16.485	19.534	122.0	15.033	110.0	51.052	19 -	28.020	27.210	70.9	20.256	73.3	1:15.486
6 -	16.745	19.909	121.6	15.118	108.6	51.772	20 -	25.996	27.884	70.1	20.407	73.5	1:14.287
7 -	16.651	20.227	119.4	15.184	109.3	52.062	21 -	26.920	28.950	66.2	20.577	71.2	1:16.447
8 -	16.587	19.886	121.1	15.157	109.3	51.630	22 -	26.847	27.066	85.8	19.663	69.1	1:13.576
9 -	16.693	19.889	122.2	15.264	108.6	51.846	23 -	25.109	28.379	72.7	19.646	64.3	1:13.134
10 -	17.110	19.884	122.5	15.142	109.1	52.136	24 -	21.358	26.811	79.5	18.461	106.5	1:06.630
11 -	16.699	19.929	121.6	16.536	67.0	53.164	25 -	16.868	19.864	121.6	15.301	107.9	52.033
12 -	34.415	33.261	57.7	22.793	61.0	1:30.469	26 -	16.922	20.127	119.4	15.202	108.8	52.251
13 -	32.288	31.832	61.2	24.148	55.3	1:28.268	27 -	16.686	19.771	122.0	15.301	109.1	51.758
14 -	31.394	32.478	62.3	22.983	57.3	1:26.855	28 -	17.005	19.906	121.6	15.386	107.7	52.297
5		Sam HANCOCK				Jota							
1 -		20.374	120.1	15.489	108.1	56.110	15 -	30.620	29.945	62.7	21.410	62.2	1:21.975
2 -	17.056	19.687	120.1	15.109	108.1	51.852	16 -	30.258	30.726	66.3	21.516	73.2	1:22.500
3 -	16.704	19.654	120.7	15.083	108.1	51.441	17 -	29.016	30.655	63.6	21.792	69.6	1:21.463
4 -	16.736	20.221	120.7	15.082	108.1	52.039	18 -	27.535	29.299	74.4	21.607	66.1	1:18.441
5 -	16.685	19.719	120.1	15.090	108.1	51.494	19 -	28.063	27.345	72.8	20.129	76.1	1:15.537
6 -	16.619	19.654	120.3	15.255	107.5	51.528	20 -	25.168	28.412	73.8	20.567	67.7	1:14.147
7 -	16.743	19.967	119.0	15.208	108.2	51.918	21 -	26.656	28.714	75.0	20.808	74.5	1:16.178
8 -	16.662	19.777	120.3	15.232	108.1	51.671	22 -	25.621	27.565	79.3	20.796	71.5	1:13.982
9 -	16.679	19.967	120.1	15.236	107.7	51.882	23 -	24.822	27.288	77.7	20.701	74.3	1:12.811
10 -	16.677	19.910	119.8	15.302	107.5	51.889	24 -	22.148	26.427	75.0	18.807	106.9	1:07.382
11 -	16.669	19.853	119.8	17.075	63.2	53.597	25 -	16.771	19.764	119.8	15.941	107.7	52.476
12 -	34.115	33.121	62.1	22.942	61.5	1:30.178	26 -	16.961	19.930	120.1	15.266	107.5	52.157
13 -	32.408	32.481	47.3	23.529	53.8	1:28.418	27 -	16.648	19.884	119.8	15.221	107.9	51.753
14 -	31.787	31.968	64.2	22.608	63.9	1:26.363	28 -	16.669	19.909	120.1	15.363	107.5	51.941
6		Phil QUAIFE				Jota							
1 -		20.067	121.1	15.748	108.2	57.249	15 -	30.554	29.625	63.8	20.884	66.1	1:21.063
2 -	17.045	19.806	121.8	15.173	108.4	52.024	16 -	30.780	30.253	66.1	21.641	66.3	1:22.674
3 -	16.651	19.793	121.8	15.239	108.4	51.683	17 -	29.008	30.162	67.6	21.751	70.2	1:20.921
4 -	16.674	19.797	121.6	15.192	108.9	51.663	18 -	28.146	29.231	73.0	21.107	68.5	1:18.484
5 -	16.670	19.831	121.8	15.351	109.3	51.852	19 -	28.154	27.038	72.2	20.276	75.9	1:15.468
6 -	16.729	19.828	121.1	15.173	108.4	51.730	20 -	25.847	27.845	72.0	20.487	67.7	1:14.179
7 -	16.662	20.096	119.8	15.156	108.2	51.914	21 -	27.043	28.843	70.0	20.642	70.9	1:16.528
8 -	16.605	19.865	120.7	15.251	107.5	51.721	22 -	26.130	26.526	76.5	20.789	69.5	1:13.445
9 -	16.732	20.099	120.5	15.245	107.5	52.076	23 -	25.209	27.520	79.5	20.471	66.8	1:13.200
10 -	16.876	19.955	121.4	15.138	108.6	51.969	24 -	21.886	26.473	72.6	18.614	107.5	1:06.973
11 -	16.632	19.814	121.4	16.362	71.6	52.808	25 -	16.899	19.944	121.4	15.325	107.4	52.168
12 -	33.870	33.479	60.6	22.716	59.3	1:30.065	26 -	17.170	19.914	121.1	15.280	107.9	52.364
13 -	32.379	32.180	56.5	24.088	55.6	1:28.647	27 -	16.692	19.855	121.6	15.337	107.5	51.884
14 -	31.292	32.261	65.4	23.363	56.2	1:26.916	28 -	16.982	19.957	121.1	15.320	107.5	52.259
7		Charles BATEMAN				Team Parker Racing							
1 -			121.4	15.478	107.9	57.872	6 -			120.5	15.344	106.7	51.837
2 -			121.4	15.824	107.5	53.730	7 -			120.1	15.053	107.4	51.727
3 -			121.1	15.129	108.1	51.923	8 -			120.5	15.220	106.5	51.831
4 -			120.9	15.110	107.7	51.819	9 -			120.5	15.053	107.7	51.738
5 -			120.7	15.165	107.7	51.803	10 -			120.7	15.070	108.1	51.563
8		Tim BRIDGMAN				Team Parker Racing							
1 -			119.8	15.360	107.5	55.889	15 -			63.7	21.199	66.0	1:21.809
2 -			120.5	15.157	107.9	51.664	16 -			70.1	21.240	86.5	1:22.256
3 -			121.1	15.100	106.9	51.541	17 -			65.7	22.223	66.6	1:21.973
4 -			120.5	15.231	107.4	51.629	18 -			67.4	21.601	68.9	1:18.427
5 -			120.7	15.098	107.9	51.587	19 -			85.7	20.205	76.7	1:15.355
6 -			120.7	15.228	107.4	51.839	20 -			85.5	21.001	65.2	1:14.514
7 -			120.5	15.316	107.0	51.709	21 -			70.1	21.114	71.3	1:16.249
8 -	16.672	19.690	120.5	15.300	107.2	51.662	22 -			82.6	21.047	69.7	1:13.864

Knockhill
Circuit Length = 1.2713 miles
Start: 09:39 End: 10:10

Weather / Track : Cloudy / Dry

Porsche Carrera Cup Great Britain

ROUND 15 - SECTOR ANALYSIS

9 -		120.3	15.246	107.9	51.614	23 -		75.5	20.004	87.7	1:12.148		
10 -		120.5	15.259	107.5	51.740	24 -	22.864	26.623	78.2	18.811	106.7	1:08.298	
11 -		120.1	16.970	63.1	53.454	25 -	16.809	19.749	120.3	15.191	106.7	51.749	
12 -		59.8	23.093	61.6	1:30.399	26 -	16.774	19.818	120.3	15.299	107.4	51.891	
13 -		50.6	23.411	50.9	1:28.652	27 -	16.749	19.773	120.5	15.201	107.7	51.723	
14 -		64.5	22.705	61.1	1:26.214	28 -	16.756	19.854	119.8	15.319	107.2	51.929	
10	Pippa MANN	Team Eurotech											
1 -		21.033	120.9	15.475	108.8	1:00.974	15 -	29.895	30.719	52.9	23.091	53.2	1:23.705
2 -	17.480	20.483	121.6	15.419	108.9	53.382	16 -	27.568	32.629	51.4	20.736	75.0	1:20.933
3 -	17.464	20.459	121.4	15.425	108.1	53.348	17 -	25.981	31.898	58.0	21.605	62.3	1:19.484
4 -	17.230	20.308	120.7	15.469	108.4	53.007	18 -	26.810	30.692	49.6	21.019	66.1	1:18.521
5 -	16.965	20.202	121.1	15.295	108.9	52.462	19 -	26.387	28.829	65.6	22.140	64.2	1:17.356
6 -	17.076	20.213	121.6	15.417	108.9	52.706	20 -	22.806	28.902	64.1	21.031	73.4	1:12.739
7 -	17.438	21.037	120.5	15.686	108.6	54.161	21 -	25.855	30.602	42.0	20.223	74.9	1:16.680
8 -	17.220	20.515	121.1	15.816	108.1	53.551	22 -	25.215	27.086	80.1	20.730	78.2	1:13.031
9 -	17.181	20.491	120.7	15.477	108.1	53.149	23 -	24.440	28.507	64.7	20.566	86.9	1:13.513
10 -	17.147	20.531	121.1	15.840	107.9	53.518	24 -	23.397	24.214	72.8	16.804	108.1	1:04.415
11 -	17.865	21.023	120.1	15.811	107.9	54.699	25 -	17.276	20.644	120.9	15.399	108.8	53.319
12 -	22.361	32.796	53.5	24.163	55.7	1:19.320	26 -	17.057	20.496	121.1	15.416	108.4	52.969
13 -	32.340	32.192	59.3	23.644	54.5	1:28.176	27 -	16.997	20.458	119.6	15.658	108.6	53.113
14 -	30.976	33.013	53.9	23.286	57.7	1:27.275	28 -	17.237	20.490	121.1	15.646	108.1	53.373
15	Nigel RICE	Red Line Racing											
1 -		20.770	119.8	15.693	107.4	59.536	15 -	29.566	30.958	61.0	22.599	59.0	1:23.123
2 -	17.188	20.465	119.4	15.600	106.4	53.253	16 -	27.954	32.514	54.9	20.726	63.4	1:21.194
3 -	17.354	20.207	120.9	15.468	107.5	53.029	17 -	26.315	31.848	66.8	21.836	61.6	1:19.999
4 -	16.707	20.187	120.9	15.336	107.2	52.230	18 -	27.018	30.610	63.5	20.783	70.7	1:18.411
5 -	16.691	20.099	120.3	15.247	107.7	52.037	19 -	26.303	29.501	64.6	21.434	79.0	1:17.238
6 -	16.899	19.924	120.9	15.355	107.0	52.178	20 -	23.501	28.407	67.9	21.034	72.4	1:12.942
7 -	16.889	20.627	119.0	15.250	107.5	52.766	21 -	25.856	30.540	49.5	20.622	74.6	1:17.018
8 -	16.777	20.062	120.7	15.312	107.4	52.151	22 -	24.938	27.301	72.4	20.353	78.7	1:12.592
9 -	16.820	20.187	120.9	15.253	108.2	52.260	23 -	24.241	28.879	68.4	20.001	85.9	1:13.121
10 -	16.670	20.062	121.1	15.265	107.4	51.997	24 -	23.658	24.850	85.3	16.415	108.2	1:04.923
11 -	17.023	20.530	119.2	16.614	86.7	54.167	25 -	17.162	20.031	121.1	15.320	108.1	52.513
12 -	29.317	32.462	57.0	24.329	63.5	1:26.108	26 -	16.899	19.975	121.4	15.244	108.1	52.118
13 -	31.744	32.927	59.8	24.030	56.9	1:28.701	27 -	16.762	20.115	120.9	15.267	107.4	52.144
14 -	29.818	33.765	61.1	23.529	51.4	1:27.112	28 -	16.728	20.070	121.4	15.357	108.1	52.155
34	Tony GILHAM	ReDesign Racing											
1 -		119.6	15.666	107.9	59.028	15 -		66.6	22.697	57.1	1:23.312		
2 -		120.1	15.958	106.2	53.758	16 -		54.5	20.625	60.8	1:21.162		
3 -		120.7	15.473	107.7	53.217	17 -		63.9	21.684	61.4	1:19.803		
4 -		120.9	15.360	107.7	52.444	18 -		63.2	20.898	69.1	1:18.548		
5 -		120.9	15.199	107.9	51.974	19 -		66.2	21.670	77.9	1:17.267		
6 -	16.827	19.988	119.4	15.408	107.4	52.223	20 -	69.3	20.964	74.0	1:12.900		
7 -	16.799	21.027	115.5	15.571	107.4	53.397	21 -	48.3	20.305	70.1	1:16.821		
8 -	16.728	19.872	119.6	15.463	106.5	52.063	22 -	69.5	20.702	86.8	1:12.938		
9 -		120.5	15.249	107.5	51.969	23 -		67.2	20.049	94.3	1:13.076		
10 -		120.7	15.285	107.2	51.867	24 -	23.548	24.774	81.1	16.414	107.9	1:04.736	
11 -		112.4	16.126	89.2	54.157	25 -	17.114	19.979	120.7	15.372	107.7	52.465	
12 -		59.0	24.551	59.7	1:26.232	26 -	16.968	19.852	120.7	15.486	107.5	52.306	
13 -		58.7	23.975	52.0	1:28.591	27 -	16.922	19.921	120.9	15.236	107.7	52.079	
14 -		58.0	23.344	50.6	1:27.093	28 -	16.696	19.932	119.2	15.574	106.4	52.202	
44	Michael CAINE	Team Parker Racing											
1 -		20.251	119.8	15.464	107.5	56.719	15 -	29.933	30.083	66.5	22.593	61.1	1:22.609
2 -	18.043	20.381	115.9	15.797	107.5	54.221	16 -	28.680	32.059	62.1	21.508	61.1	1:22.247
3 -	16.989	19.773	119.8	15.286	108.6	52.048	17 -	26.262	31.560	62.7	21.847	61.4	1:19.669
4 -	16.812	19.695	120.1	15.278	108.4	51.785	18 -	27.039	30.772	61.4	20.808	65.0	1:18.619
5 -	16.749	19.663	119.6	15.353	107.7	51.765	19 -	26.520	29.364	64.6	20.750	71.7	1:16.634
6 -	16.761	19.978	119.0	15.603	106.7	52.342	20 -	24.014	28.442	68.1	20.900	65.5	1:13.356
7 -	17.265	20.000	119.6	16.457	103.9	53.722	21 -	26.113	30.474	53.1	20.183	66.6	1:16.770
8 -	16.969	20.501	119.4	15.412	107.5	52.882	22 -	25.325	27.457	65.6	20.282	69.9	1:13.064
9 -	16.812	19.825	119.6	15.285	108.4	51.922	23 -	24.076	28.818	67.2	19.478	67.3	1:12.372

Knockhill
Circuit Length = 1.2713 miles
Start: 09:39 End: 10:10

Weather / Track : Cloudy / Dry

Porsche Carrera Cup Great Britain
ROUND 15 - SECTOR ANALYSIS

10 -	16.680	19.695	119.4	15.279	108.2	51.654	24 -	23.832	25.588	89.8	16.447	108.8	1:05.867
11 -	17.044	19.823	119.6	16.524	80.3	53.391	25 -	16.968	19.987	119.6	15.335	108.6	52.290
12 -	31.528	32.732	58.2	23.835	63.9	1:28.095	26 -	16.884	19.739	119.6	15.283	108.6	51.906
13 -	32.139	32.682	61.9	23.710	58.7	1:28.531	27 -	16.891	19.892	120.1	15.398	107.9	52.181
14 -	30.410	33.620	59.6	23.308	53.5	1:27.338	28 -	16.913	19.863	119.8	15.418	107.2	52.194
45	Rory BUTCHER												
Porsche Motorsport													
1 -		20.273	120.9	15.622	108.4	58.343	15 -	30.113	29.725	68.5	21.949	53.4	1:21.787
2 -	17.703	20.602	119.4	15.587	107.0	53.892	16 -	29.627	31.192	63.2	21.393	64.7	1:22.212
3 -	16.718	19.885	121.4	15.154	107.7	51.757	17 -	27.769	31.042	63.2	21.474	77.4	1:20.285
4 -	16.798	20.105	120.5	15.242	107.9	52.145	18 -	27.639	30.115	67.5	21.216	67.4	1:18.970
5 -	16.629	19.800	121.8	15.065	107.9	51.494	19 -	27.166	28.012	68.7	20.126	75.4	1:15.304
6 -	16.663	19.861	121.1	15.137	108.4	51.661	20 -	25.267	28.067	73.7	20.737	68.7	1:14.071
7 -	17.208	19.935	120.9	15.650	105.8	52.793	21 -	26.281	30.295	80.2	20.188	60.6	1:16.764
8 -	16.695	19.845	121.1	15.274	108.2	51.814	22 -	25.995	27.552	76.9	19.940	66.8	1:13.487
9 -	16.813	19.963	120.3	15.081	108.4	51.857	23 -	24.538	28.670	70.0	19.988	57.1	1:13.196
10 -	16.607	20.116	121.4	15.073	108.2	51.796	24 -	21.491	26.805	73.0	17.883	106.7	1:06.179
11 -	17.194	19.905	121.4	15.651	83.9	52.750	25 -	17.029	20.133	121.1	15.329	107.0	52.491
12 -	32.547	33.398	55.1	23.053	70.8	1:28.998	26 -	16.601	19.861	121.4	15.117	108.2	51.579
13 -	32.019	32.135	63.9	24.054	58.4	1:28.208	27 -	16.601	19.947	121.8	15.111	108.4	51.659
14 -	30.958	32.346	66.4	23.876	57.4	1:27.180	28 -	16.716	19.816	121.1	15.284	108.8	51.816
56	Tommy DREELAN												
Qserv													
1 -		119.2	16.000	107.7	1:03.555	15 -		56.2	23.792	68.5	1:23.995		
2 -		120.5	15.766	107.2	55.090	16 -		59.0	22.200	94.0	1:21.636		
3 -		119.8	15.640	107.5	54.676	17 -		52.1	22.060	99.0	1:18.781		
4 -		120.1	15.862	107.2	55.040	18 -		55.3	21.270	66.9	1:17.278		
5 -	17.837	21.598	119.4	15.879	107.4	55.314	19 -	72.7	21.839	64.6	1:17.417		
6 -	17.909	21.453	120.1	15.774	107.0	55.136	20 -	64.4	21.106	65.9	1:12.931		
7 -	17.589	21.475	119.6	15.799	107.5	54.863	21 -	44.8	21.909	102.6	1:18.013		
8 -		119.6	15.643	108.1	54.951	22 -		98.4	20.580	76.9	1:12.215		
9 -	17.832	21.302	119.8	15.593	107.5	54.727	23 -	25.203	27.369	65.0	20.469	79.7	1:13.041
10 -		119.4	15.601	107.7	54.457	24 -	24.225	23.128	92.2	16.691	107.4	1:04.044	
11 -		120.7	15.804	107.5	54.863	25 -	18.545	21.582	119.4	15.785	108.1	55.912	
12 -		65.5	22.374	67.6	1:03.994	26 -	18.688	21.600	119.8	15.924	107.5	56.212	
13 -		55.0	22.772	63.7	1:27.661	27 -	18.176	21.398	121.4	15.558	108.6	55.132	
14 -		57.1	23.371	69.1	1:27.763	28 -	18.438	21.680	120.9	15.674	107.7	55.792	
60	Ben ANDERSON												
Porsche Motorsport													
1 -		22.357	117.5	16.192	106.2	1:04.726	15 -	29.345	30.851	57.6	23.385	67.0	1:23.581
2 -	18.107	21.233	119.8	15.641	107.0	54.981	16 -	27.289	32.975	58.5	21.527	94.9	1:21.791
3 -	17.692	21.070	120.3	15.757	107.2	54.519	17 -	25.508	31.339	53.3	22.104	98.7	1:18.951
4 -	17.555	21.139	119.6	15.869	107.7	54.563	18 -	26.189	29.771	67.9	21.033	62.5	1:16.993
5 -	18.053	21.197	119.6	15.926	107.7	55.176	19 -	27.602	28.515	75.1	21.229	60.2	1:17.346
6 -	18.231	21.128	119.6	15.875	107.2	55.234	20 -	23.649	28.371	76.7	21.587	59.7	1:13.607
7 -	17.657	21.307	119.6	15.690	107.2	54.654	21 -	25.644	29.976	47.3	21.805	98.5	1:17.425
8 -	18.042	21.396	119.4	15.691	107.4	55.129	22 -	24.489	27.534	95.3	20.054	75.7	1:12.077
9 -	17.737	21.253	120.1	15.706	107.9	54.696	23 -	25.290	27.553	64.0	20.225	76.5	1:13.068
10 -	17.632	21.116	118.1	15.771	107.4	54.519	24 -	24.697	23.224	100.3	16.396	107.0	1:04.317
11 -	18.098	20.905	120.3	15.805	101.8	54.808	25 -	17.971	21.571	118.8	15.949	108.1	55.491
12 -	19.681	23.080	79.6	22.809	64.5	1:05.570	26 -	18.571	21.472	119.6	15.826	107.2	55.869
13 -	30.859	33.235	60.7	22.280	66.4	1:26.374	27 -	17.323	20.909	120.3	15.639	106.4	53.871
14 -	31.907	32.581	62.5	23.634	72.9	1:28.122	28 -	18.356	21.287	118.4	15.703	107.2	55.346
78	Glynn GEDDIE												
Parr Motorsport													
1 -		119.6	15.566	107.7	59.832	15 -		52.5	22.556	55.7	1:23.499		
2 -		118.8	15.807	106.4	53.351	16 -		54.1	20.683	64.6	1:21.232		
3 -	17.323	20.183	120.5	15.535	107.4	53.041	17 -	61.8	21.541	63.7	1:19.709		
4 -	16.953	20.173	120.1	15.482	106.9	52.608	18 -	54.1	20.964	61.7	1:18.530		
5 -	16.913	19.953	120.1	15.592	106.4	52.458	19 -	66.2	22.026	65.2	1:17.364		
6 -	16.886	20.129	119.6	15.623	106.2	52.638	20 -	67.0	20.930	72.8	1:12.731		
7 -	16.807	20.047	119.8	15.616	107.2	52.470	21 -	45.5	19.888	76.3	1:16.539		
8 -	16.801	19.929	120.3	15.404	107.4	52.134	22 -	25.242	27.196	77.8	20.850	81.0	1:13.288
9 -	16.796	20.189	119.6	15.324	107.5	52.309	23 -	24.099	28.953	63.4	20.249	76.1	1:13.301
10 -		120.1	15.522	107.5	52.376	24 -	23.255	24.684	77.1	16.429	106.4	1:04.368	

Knockhill
Circuit Length = 1.2713 miles
Start: 09:39 End: 10:10

Weather / Track : Cloudy / Dry

Porsche Carrera Cup Great Britain
ROUND 15 - SECTOR ANALYSIS

11 -	17.284	20.093	120.1	15.988	85.2	53.365	25 -	16.966	20.059	119.8	15.536	107.9	52.561
12 -	29.878	32.816	56.6	23.857	55.6	1:26.551	26 -	16.838	20.240	119.8	15.642	106.4	52.720
13 -			58.7	23.628	52.6	1:28.430	27 -	16.830	20.237	120.7	15.508	107.4	52.575
14 -			52.9	23.013	51.8	1:27.154	28 -	17.110	20.466	119.2	15.684	106.5	53.260
79	Bob LYONS Apex Tubulars												
1 -			117.5	16.051	106.0	1:02.553	15 -			58.6	23.752	62.1	1:23.569
2 -			118.8	15.433	106.4	53.697	16 -			52.8	21.542	83.2	1:21.046
3 -			117.9	15.521	107.0	53.549	17 -			58.0	21.396	75.8	1:18.787
4 -			117.5	15.576	106.5	53.553	18 -			53.0	21.125	60.0	1:18.351
5 -			119.0	15.563	106.2	53.352	19 -			64.0	21.964	64.2	1:17.391
6 -			117.5	15.604	106.5	54.041	20 -			62.3	21.262	66.9	1:13.073
7 -			118.4	15.633	106.4	53.732	21 -			44.2	21.187	88.3	1:17.281
8 -			117.3	15.648	106.2	54.878	22 -			94.1	21.016	75.6	1:12.910
9 -			118.1	15.842	106.5	54.696	23 -			64.5	20.648	80.0	1:13.133
10 -			118.4	15.574	107.2	53.938	24 -	23.696	23.656	89.2	17.013	105.2	1:04.365
11 -			119.0	16.642	100.9	56.216	25 -	18.334	21.700	116.1	15.988	105.4	56.022
12 -			54.2	23.490	61.5	1:11.514	26 -	18.125	21.025	117.5	15.764	106.5	54.914
13 -			59.9	22.903	58.6	1:27.967	27 -	17.618	21.631	116.7	15.880	106.7	55.129
14 -			57.1	23.611	64.2	1:27.628	28 -	18.194	21.702	116.3	16.019	106.5	55.915

Porsche Carrera Cup Great Britain
ROUND 15 - SPEED TRAPS

SECTOR 1				SECTOR 2			FINISH LINE		
POS	NO	NAME	MPH	NO	NAME	MPH	NO	NAME	MPH
1				2	Tim HARVEY	122.5	2	Tim HARVEY	110.0
2				6	Phil QUAIFFE	121.8	6	Phil QUAIFFE	109.3
3				45	Rory BUTCHER	121.8	10	Pippa MANN	108.9
4				10	Pippa MANN	121.6	44	Michael CAINE	108.8
5				7	Charles BATEMAN	121.4	45	Rory BUTCHER	108.8
6				15	Nigel RICE	121.4	56	Tommy DREELAN	108.6
7				56	Tommy DREELAN	121.4	5	Sam HANCOCK	108.2
8				8	Tim BRIDGMAN	121.1	15	Nigel RICE	108.2
9				34	Tony GILHAM	120.9	7	Charles BATEMAN	108.1
10				5	Sam HANCOCK	120.7	60	Ben ANDERSON	108.1
11				78	Glynn GEDDIE	120.7	8	Tim BRIDGMAN	107.9
12				60	Ben ANDERSON	120.3	34	Tony GILHAM	107.9
13				44	Michael CAINE	120.1	78	Glynn GEDDIE	107.9
14				79	Bob LYONS	119.0	79	Bob LYONS	107.2

Porsche Carrera Cup Great Britain

ROUND 15 - BEST SECTOR TIMES

SECTOR 1			SECTOR 2			SECTOR 3			IDEAL / BEST COMPARISON							
POS	NO	NAME	TIME	NO	NAME	TIME	NO	NAME	TIME	POS	NO	NAME	IDEAL	BEST	DIFF	
1	2	HARVEY	16.485	2	HARVEY	19.534	2	HARVEY	15.033	1	2	HARVEY	51.052	51.052	0.000	
2	45	BUTCHER	16.601	5	HANCOCK	19.654	7	BATEMAN	15.053	2	5	HANCOCK	51.355	51.441	0.086	
3	6	QUAIFE	16.605	44	CAINE	19.663	45	BUTCHER	15.065	3	8	BRIDGMAN	51.460	51.541	0.081	
4	5	HANCOCK	16.619	8	BRIDGMAN	19.690	5	HANCOCK	15.082	4	45	BUTCHER	51.466	51.494	0.028	
5	15	RICE	16.670	6	QUAIFE	19.793	8	BRIDGMAN	15.098	5	6	QUAIFE	51.536	51.663	0.127	
6	8	BRIDGMAN	16.672	45	BUTCHER	19.800	6	QUAIFE	15.138	6	44	CAINE	51.621	51.654	0.033	
7	44	CAINE	16.680	34	GILHAM	19.852	34	GILHAM	15.199	7	34	GILHAM	51.747	51.867	0.120	
8	34	GILHAM	16.696	15	RICE	19.924	15	RICE	15.244	8	15	RICE	51.838	51.997	0.159	
9	78	GEDDIE	16.796	78	GEDDIE	19.929	44	CAINE	15.278	9	78	GEDDIE	52.049	52.134	0.085	
10	10	MANN	16.965	10	MANN	20.202	10	MANN	15.295	10	10	MANN	52.462	52.462	0.000	
11	60	ANDERSON	17.323	60	ANDERSON	20.905	78	GEDDIE	15.324	11	60	ANDERSON	53.867	53.871	0.004	
12	56	DREELAN	17.589	79	LYONS	21.025	79	LYONS	15.433	12	79	LYONS	54.076	53.352	-0.724	
13	79	LYONS	17.618	56	DREELAN	21.302	56	DREELAN	15.558	13	56	DREELAN	54.449	54.457	0.008	
14	7	BATEMAN		7	BATEMAN		60	ANDERSON	15.639	14	7	BATEMAN		51.563	0.000	
												Perfect Lap		51.052		

Porsche Carrera Cup Great Britain
ROUND 15 - LAP CHART

Lap 1			Lap 2			Lap 3			Lap 4			Lap 5		
No	Behind	Laptime	No	Behind	Laptime	No	Behind	Laptime	No	Behind	Laptime	No	Behind	Laptime
8		55.889	8		51.664	8		51.541	8		51.629	8		51.587
5	0.221	56.110	5	0.409	51.852	5	0.309	51.441	5	0.719	52.039	5	0.626	51.494
44	0.830	56.719	6	1.720	52.024	6	1.862	51.683	6	1.896	51.663	6	2.161	51.852
6	1.360	57.249	2	3.225	53.195	2	3.377	51.693	2	2.932	51.184	2	2.397	51.052
2	1.694	57.583	44	3.387	54.221	44	3.894	52.048	44	4.050	51.785	44	4.228	51.765
7	1.983	57.872	7	4.049	53.730	7	4.431	51.923	7	4.621	51.819	7	4.837	51.803
45	2.454	58.343	45	4.682	53.892	45	4.898	51.757	45	5.414	52.145	45	5.321	51.494
34	3.139	59.028	34	5.233	53.758	15	6.724	53.029	15	7.325	52.230	15	7.775	52.037
15	3.647	59.536	15	5.236	53.253	34	6.909	53.217	34	7.724	52.444	34	8.111	51.974
78	3.943	59.832	78	5.630	53.351	78	7.130	53.041	78	8.109	52.608	78	8.980	52.458
10	5.085	1:00.974	10	6.803	53.382	10	8.610	53.348	10	9.988	53.007	10	10.863	52.462
79	6.664	1:02.553	79	8.697	53.697	79	10.705	53.549	79	12.629	53.553	79	14.394	53.352
56	7.666	1:03.555	56	11.092	55.090	56	14.227	54.676	56	17.638	55.040	56	21.365	55.314
60	8.837	1:04.726	60	12.154	54.981	60	15.132	54.519	60	18.066	54.563	60	21.655	55.176

Porsche Carrera Cup Great Britain
ROUND 15 - LAP CHART

Lap 6			Lap 7			Lap 8			Lap 9			Lap 10		
No	Behind	Laptime	No	Behind	Laptime	No	Behind	Laptime	No	Behind	Laptime	No	Behind	Laptime
8		51.839	8		51.709	8		51.662	8		51.614	8		51.740
5	0.315	51.528	5	0.524	51.918	5	0.533	51.671	5	0.801	51.882	5	0.950	51.889
6	2.052	51.730	6	2.257	51.914	6	2.316	51.721	6	2.778	52.076	6	3.007	51.969
2	2.330	51.772	2	2.683	52.062	2	2.651	51.630	2	2.883	51.846	2	3.279	52.136
44	4.731	52.342	7	4.853	51.727	7	5.022	51.831	7	5.146	51.738	7	4.969	51.563
7	4.835	51.837	45	6.227	52.793	45	6.379	51.814	45	6.622	51.857	45	6.678	51.796
45	5.143	51.661	44	6.744	53.722	44	7.964	52.882	44	8.272	51.922	44	8.186	51.654
15	8.114	52.178	15	9.171	52.766	15	9.660	52.151	15	10.306	52.260	15	10.563	51.997
34	8.495	52.223	34	10.183	53.397	34	10.584	52.063	34	10.939	51.969	34	11.066	51.867
78	9.779	52.638	78	10.540	52.470	78	11.012	52.134	78	11.707	52.309	78	12.343	52.376
10	11.730	52.706	10	14.182	54.161	10	16.071	53.551	10	17.606	53.149	10	19.384	53.518
79	16.596	54.041	79	18.619	53.732	79	21.835	54.878	79	24.917	54.696	79	27.115	53.938
56	24.662	55.136	56	27.816	54.863	56	31.105	54.951	56	34.218	54.727	56	36.935	54.457
60	25.050	55.234	60	27.995	54.654	60	31.462	55.129	60	34.544	54.696	60	37.323	54.519

Porsche Carrera Cup Great Britain
ROUND 15 - LAP CHART

Lap 11			Lap 12			Lap 13			Lap 14			Lap 15		
No	Behind	Laptime	No	Behind	Laptime	No	Behind	Laptime	No	Behind	Laptime	No	Behind	Laptime
8		53.454	8		1:30.399	8		1:28.652	8		1:26.214	8		1:21.809
5	1.093	53.597	5	0.872	1:30.178	5	0.638	1:28.418	5	0.787	1:26.363	5	0.953	1:21.975
6	2.361	52.808	6	2.027	1:30.065	6	2.022	1:28.647	6	2.724	1:26.916	6	1.978	1:21.063
2	2.989	53.164	2	3.059	1:30.469	2	2.675	1:28.268	2	3.316	1:26.855	2	3.840	1:22.333
45	5.974	52.750	45	4.573	1:28.998	45	4.129	1:28.208	45	5.095	1:27.180	45	5.073	1:21.787
44	8.123	53.391	44	5.819	1:28.095	44	5.698	1:28.531	44	6.822	1:27.338	44	7.622	1:22.609
15	11.276	54.167	15	6.985	1:26.108	15	7.034	1:28.701	15	7.932	1:27.112	15	9.246	1:23.123
34	11.769	54.157	34	7.602	1:26.232	34	7.541	1:28.591	34	8.420	1:27.093	34	9.923	1:23.312
78	12.254	53.365	78	8.406	1:26.551	78	8.184	1:28.430	78	9.124	1:27.154	78	10.814	1:23.499
10	20.629	54.699	10	9.550	1:19.320	10	9.074	1:28.176	10	10.135	1:27.275	10	12.031	1:23.705
79	29.877	56.216	79	10.992	1:11.514	79	10.307	1:27.967	79	11.721	1:27.628	79	13.481	1:23.569
56	38.344	54.863	56	11.939	1:03.994	56	10.948	1:27.661	56	12.497	1:27.763	56	14.683	1:23.995
60	38.677	54.808	60	13.848	1:05.570	60	11.570	1:26.374	60	13.478	1:28.122	60	15.250	1:23.581

Porsche Carrera Cup Great Britain
ROUND 15 - LAP CHART

Lap 16			Lap 17			Lap 18			Lap 19			Lap 20		
No	Behind	Laptime	No	Behind	Laptime	No	Behind	Laptime	No	Behind	Laptime	No	Behind	Laptime
8		1:22.256	8		1:21.973	8		1:18.427	8		1:15.355	8		1:14.514
5	1.197	1:22.500	5	0.687	1:21.463	5	0.701	1:18.441	5	0.883	1:15.537	5	0.516	1:14.147
6	2.396	1:22.674	6	1.344	1:20.921	6	1.401	1:18.484	6	1.514	1:15.468	6	1.179	1:14.179
2	3.005	1:21.421	2	2.365	1:21.333	2	2.235	1:18.297	2	2.366	1:15.486	2	2.139	1:14.287
45	5.029	1:22.212	45	3.341	1:20.285	45	3.884	1:18.970	45	3.833	1:15.304	45	3.390	1:14.071
44	7.613	1:22.247	44	5.309	1:19.669	44	5.501	1:18.619	44	6.780	1:16.634	44	5.622	1:13.356
15	8.184	1:21.194	15	6.210	1:19.999	15	6.194	1:18.411	15	8.077	1:17.238	15	6.505	1:12.942
34	8.829	1:21.162	34	6.659	1:19.803	34	6.780	1:18.548	34	8.692	1:17.267	34	7.078	1:12.900
78	9.790	1:21.232	78	7.526	1:19.709	78	7.629	1:18.530	78	9.638	1:17.364	78	7.855	1:12.731
10	10.708	1:20.933	10	8.219	1:19.484	10	8.313	1:18.521	10	10.314	1:17.356	10	8.539	1:12.739
79	12.271	1:21.046	79	9.085	1:18.787	79	9.009	1:18.351	79	11.045	1:17.391	79	9.604	1:13.073
56	14.063	1:21.636	56	10.871	1:18.781	56	9.722	1:17.278	56	11.784	1:17.417	56	10.201	1:12.931
60	14.785	1:21.791	60	11.763	1:18.951	60	10.329	1:16.993	60	12.320	1:17.346	60	11.413	1:13.607

Porsche Carrera Cup Great Britain
ROUND 15 - LAP CHART

Lap 21			Lap 22			Lap 23			Lap 24			Lap 25		
No	Behind	Laptime	No	Behind	Laptime	No	Behind	Laptime	No	Behind	Laptime	No	Behind	Laptime
8		1:16.249	8		1:13.864	8		1:12.148	8		1:08.298	8		51.749
5	0.445	1:16.178	5	0.563	1:13.982	5	1.226	1:12.811	5	0.310	1:07.382	5	1.037	52.476
6	1.458	1:16.528	6	1.039	1:13.445	6	2.091	1:13.200	6	0.766	1:06.973	6	1.185	52.168
2	2.337	1:16.447	2	2.049	1:13.576	2	3.035	1:13.134	2	1.367	1:06.630	2	1.651	52.033
45	3.905	1:16.764	45	3.528	1:13.487	45	4.576	1:13.196	45	2.457	1:06.179	45	3.199	52.491
44	6.143	1:16.770	44	5.343	1:13.064	44	5.567	1:12.372	44	3.136	1:05.867	44	3.677	52.290
15	7.274	1:17.018	15	6.002	1:12.592	15	6.975	1:13.121	15	3.600	1:04.923	15	4.364	52.513
34	7.650	1:16.821	34	6.724	1:12.938	34	7.652	1:13.076	34	4.090	1:04.736	34	4.806	52.465
78	8.145	1:16.539	78	7.569	1:13.288	78	8.722	1:13.301	78	4.792	1:04.368	78	5.604	52.561
10	8.970	1:16.680	10	8.137	1:13.031	10	9.502	1:13.513	10	5.619	1:04.415	10	7.189	53.319
79	10.636	1:17.281	79	9.682	1:12.910	79	10.667	1:13.133	79	6.734	1:04.365	79	11.007	56.022
56	11.965	1:18.013	56	10.316	1:12.215	56	11.209	1:13.041	56	6.955	1:04.044	56	11.118	55.912
60	12.589	1:17.425	60	10.802	1:12.077	60	11.722	1:13.068	60	7.741	1:04.317	60	11.483	55.491

Porsche Carrera Cup Great Britain
ROUND 15 - LAP CHART

Lap 26			Lap 27			Lap 28		
No	Behind	Laptime	No	Behind	Laptime	No	Behind	Laptime
8		51.891	8		51.723	8		51.929
5	1.303	52.157	5	1.333	51.753	5	1.345	51.941
6	1.658	52.364	6	1.819	51.884	6	2.149	52.259
2	2.011	52.251	2	2.046	51.758	2	2.414	52.297
45	2.887	51.579	45	2.823	51.659	45	2.710	51.816
44	3.692	51.906	44	4.150	52.181	44	4.415	52.194
15	4.591	52.118	15	5.012	52.144	15	5.238	52.155
34	5.221	52.306	34	5.577	52.079	34	5.850	52.202
78	6.433	52.720	78	7.285	52.575	78	8.616	53.260
10	8.267	52.969	10	9.657	53.113	10	11.101	53.373
79	14.030	54.914	79	17.436	55.129	60	21.026	55.346
56	15.439	56.212	60	17.609	53.871	79	21.422	55.915
60	15.461	55.869	56	18.848	55.132	56	22.711	55.792

Porsche Carrera Cup Great Britain

ROUND 15 - POSITION CHART

No	Name	Laps Pos																												
			1	2	3	4	5	6	7	8	9	10	11	12	13	14	15	16	17	18	19	20	21	22	23	24	25	26	27	28
8	BRIDGMAN	1	8	8	8	8	8	8	8	8	8	8	8	8	8	8	8	8	8	8	8	8	8	8	8	8	8	8	8	8
5	HANCOCK	2	5	5	5	5	5	5	5	5	5	5	5	5	5	5	5	5	5	5	5	5	5	5	5	5	5	5	5	5
44	CAINE	3	44	6	6	6	6	6	6	6	6	6	6	6	6	6	6	6	6	6	6	6	6	6	6	6	6	6	6	6
6	QUAIFE	4	6	2	2	2	2	2	2	2	2	2	2	2	2	2	2	2	2	2	2	2	2	2	2	2	2	2	2	2
2	HARVEY	5	2	44	44	44	44	44	44	7	7	7	7	7	45	45	45	45	45	45	45	45	45	45	45	45	45	45	45	45
7	BATEMAN	6	7	7	7	7	7	7	7	45	45	45	45	44	44	44	44	44	44	44	44	44	44	44	44	44	44	44	44	44
45	BUTCHER	7	45	45	45	45	45	45	44	44	44	44	44	15	15	15	15	15	15	15	15	15	15	15	15	15	15	15	15	15
34	GILHAM	8	34	34	15	15	15	15	15	15	15	15	15	34	34	34	34	34	34	34	34	34	34	34	34	34	34	34	34	34
15	RICE	9	15	15	34	34	34	34	34	34	34	34	34	78	78	78	78	78	78	78	78	78	78	78	78	78	78	78	78	78
78	GEDDIE	10	78	78	78	78	78	78	78	78	78	78	78	10	10	10	10	10	10	10	10	10	10	10	10	10	10	10	10	10
10	MANN	11	10	10	10	10	10	10	10	10	10	10	10	79	79	79	79	79	79	79	79	79	79	79	79	79	79	79	79	79
79	LYONS	12	79	79	79	79	79	79	79	79	79	79	79	56	56	56	56	56	56	56	56	56	56	56	56	56	56	56	56	56
56	DREELAN	13	56	56	56	56	56	56	56	56	56	56	56	60	60	60	60	60	60	60	60	60	60	60	60	60	60	60	60	60
60	ANDERSON	14	60	60	60	60	60	60	60	60	60	60	60	60	60	60	60	60	60	60	60	60	60	60	60	60	60	60	60	60

Porsche Carrera Cup Great Britain

ROUND 16 - CLASSIFICATION

POS	NO	CL	NAME	NAT	ENTRY	LAPS	TIME	GAP	DIFF	MPH	BEST	ON
1	5	P	Sam HANCOCK	GBR	Jota	34	30:07.965			86.06	51.430	3
2	8	P	Tim BRIDGMAN	GBR	Team Parker Racing	34	30:08.813	0.848	0.848	86.02	51.481	4
3	2	P	Tim HARVEY	GBR	Red Line Racing	34	30:11.815	3.850	3.002	85.88	51.372	4
4	6	P	Phil QUAIFE	GBR	Jota	34	30:16.698	8.733	4.883	85.65	51.639	6
5	45	A2	Rory BUTCHER	GBR	Porsche Motorsport	34	30:23.353	15.388	6.655	85.33	51.820	6
6	44	P	Michael CAINE	GBR	Team Parker Racing	34	30:24.185	16.220	0.832	85.29	51.349	2
7	34	A1	Tony GILHAM	GBR	ReDesign Racing	34	30:32.318	24.353	8.133	84.92	51.644	16
8	78	A2	Glynn GEDDIE	GBR	Parr Motorsport	34	30:38.483	30.518	6.165	84.63	52.076	6
9	15	A1	Nigel RICE	GBR	Red Line Racing	34	30:43.583	35.618	5.100	84.40	51.767	4
10	10	P	Pippa MANN	GBR	Team Eurotech	34	30:57.249	49.284	13.666	83.78	53.252	15
11	42	A2	Graeme MUNDY	GBR	Rss Performance	33	30:08.251	1 lap	1 lap	83.52	52.494	4
12	79	A2	Bob LYONS	GBR	Apex Tubulars	33	30:15.256	1 lap	7.005	83.19	53.300	4
13	56	A2	Tommy DREELAN	GBR	Qserv	33	30:47.574	1 lap	32.318	81.74	54.377	6
NOT CLASSIFIED												
DNF	60	A1	Ben ANDERSON	GBR	Porsche Motorsport	6	5:37.828	28 laps	27 laps	81.28	54.601	3
FASTEST LAP												
44	P	Michael CAINE	GBR	Team Parker Racing	2	51.349		89.12 mph		143.43 kph		
34	A1	Tony GILHAM	GBR	ReDesign Racing	16	51.644		88.61 mph		142.61 kph		
45	A2	Rory BUTCHER	GBR	Porsche Motorsport	6	51.820		88.31 mph		142.13 kph		

Weather / Track : Cloudy / Dry

These results are provisional until the conclusion of any judicial and technical matters.

Knockhill
Circuit Length = 1.2713 miles
Start: 14:37 End: 15:08

Clerk of Course :

Timekeeper :

Porsche Carrera Cup Great Britain
ROUND 16 - SECTOR ANALYSIS

2		Tim HARVEY				Red Line Racing							
1 -		20.061	121.1	15.304	108.2	56.737	18 -	16.699	19.906	122.2	15.266	109.1	51.871
2 -	16.627	20.007	121.1	15.182	108.1	51.816	19 -	16.664	19.744	121.8	15.227	108.9	51.635
3 -	16.743	19.860	121.4	15.188	108.4	51.791	20 -	16.590	19.955	121.8	15.370	108.4	51.915
4 -	16.519	19.735	121.6	15.118	108.2	51.372	21 -	16.749	19.862	121.6	15.429	109.1	52.040
5 -	16.660	19.918	121.6	15.134	109.1	51.712	22 -	16.652	19.835	121.6	15.416	108.8	51.903
6 -	16.523	19.755	121.6	15.183	108.1	51.461	23 -	16.693	19.899	121.8	15.331	108.6	51.923
7 -	16.697	19.823	121.4	15.143	108.8	51.663	24 -	16.710	19.918	121.6	15.275	108.6	51.903
8 -	16.851	19.968	122.0	15.151	109.1	51.970	25 -	16.636	20.032	121.6	15.327	108.2	51.995
9 -	16.695	20.227	119.8	15.779	83.0	52.701	26 -	16.735	19.836	121.4	15.395	108.6	51.966
10 -	26.503	30.227	78.3	19.609	77.0	1:16.339	27 -	16.693	19.886	121.8	15.387	108.6	51.966
11 -	22.369	27.368	98.8	15.851	108.8	1:05.588	28 -	16.742	19.785	121.8	15.400	108.8	51.927
12 -	16.779	19.903	122.0	15.194	108.6	51.876	29 -	16.899	19.923	122.0	15.402	108.8	52.224
13 -	16.696	19.840	121.8	15.347	108.1	51.883	30 -	16.740	19.943	121.8	15.437	108.1	52.120
14 -	16.686	20.219	118.4	16.187	99.4	53.092	31 -	16.854	19.896	122.0	15.449	108.1	52.199
15 -	17.233	19.845	121.8	15.392	107.7	52.470	32 -	16.841	20.012	121.6	15.459	108.4	52.312
16 -	16.609	19.891	121.1	15.394	107.4	51.894	33 -	16.794	19.833	121.6	15.502	108.1	52.129
17 -	17.362	19.948	121.4	15.314	108.9	52.624	34 -	16.973	19.966	120.7	15.859	104.4	52.798
5		Sam HANCOCK				Jota							
1 -		19.905	119.4	15.194	106.9	54.701	18 -	16.649	19.751	120.1	15.292	107.4	51.692
2 -	16.685	19.677	119.8	15.155	107.5	51.517	19 -	16.642	19.859	120.1	15.334	107.4	51.835
3 -	16.586	19.658	120.5	15.186	107.4	51.430	20 -	16.664	19.891	119.6	15.233	107.5	51.788
4 -	16.573	19.803	120.1	15.086	107.5	51.462	21 -	16.679	19.919	119.8	15.408	106.7	52.006
5 -	16.630	19.727	120.3	15.180	107.0	51.537	22 -	16.729	19.873	119.6	15.303	107.4	51.905
6 -	16.574	19.969	119.8	15.164	107.4	51.707	23 -	16.719	19.913	119.6	15.342	107.4	51.974
7 -	16.619	19.786	119.2	15.235	107.0	51.640	24 -	16.738	19.883	120.1	15.265	107.0	51.886
8 -	16.844	20.022	119.8	15.153	107.5	52.019	25 -	16.909	19.942	119.8	15.454	106.4	52.305
9 -	16.748	19.859	120.1	15.995	73.1	52.602	26 -	16.820	19.948	117.9	15.530	107.0	52.298
10 -	26.693	29.314	76.0	19.923	79.1	1:15.930	27 -	16.802	20.003	119.6	15.422	107.4	52.227
11 -	23.695	26.214	98.8	16.895	105.5	1:06.804	28 -	16.761	19.923	119.0	15.395	107.0	52.079
12 -	16.855	19.965	119.8	15.179	107.5	51.999	29 -	16.845	19.867	119.4	15.440	107.4	52.152
13 -	16.637	19.883	120.1	15.188	107.5	51.708	30 -	16.709	19.977	119.0	15.438	107.0	52.124
14 -	16.689	19.841	120.1	15.211	107.2	51.741	31 -	16.764	19.977	119.6	15.317	107.9	52.058
15 -	16.651	19.756	119.8	15.208	107.2	51.615	32 -	16.810	19.857	120.3	15.401	107.4	52.068
16 -	16.725	19.821	119.6	15.383	106.9	51.929	33 -	16.837	20.364	119.6	15.433	107.5	52.634
17 -	16.635	19.795	120.1	15.284	107.2	51.714	34 -	17.125	20.054	120.1	15.700	106.9	52.879
6		Phil QUAIFE				Jota							
1 -		19.997	121.1	15.256	107.4	55.980	18 -	16.843	19.946	121.1	15.371	107.4	52.160
2 -	16.631	20.009	120.9	15.272	108.1	51.912	19 -	16.718	19.885	120.9	15.543	108.1	52.146
3 -	16.682	19.874	121.1	15.138	107.7	51.694	20 -	16.709	19.989	120.5	15.170	107.5	51.868
4 -	16.652	19.845	121.4	15.163	107.7	51.660	21 -	16.723	20.216	119.6	15.413	107.9	52.352
5 -	16.662	19.812	119.2	15.195	107.9	51.669	22 -	16.762	19.975	120.1	15.268	107.5	52.005
6 -	16.593	19.821	120.7	15.225	106.9	51.639	23 -	16.777	19.994	121.1	15.368	107.5	52.139
7 -	16.690	19.877	120.1	15.196	107.9	51.763	24 -	16.642	19.986	120.9	15.412	107.2	52.040
8 -	16.828	19.923	120.1	15.167	107.9	51.918	25 -	16.751	19.976	120.5	15.488	107.2	52.215
9 -	16.726	19.930	120.5	15.914	80.1	52.570	26 -	16.931	20.071	121.1	15.416	107.9	52.418
10 -	26.167	29.582	72.2	20.045	70.9	1:15.794	27 -	16.770	20.003	120.7	15.417	107.5	52.190
11 -	22.857	26.579	98.1	16.097	107.9	1:05.533	28 -	16.692	20.077	120.7	15.485	107.5	52.254
12 -	16.877	20.055	121.1	15.398	107.9	52.330	29 -	16.752	20.058	120.7	15.391	108.1	52.201
13 -	16.823	19.989	121.4	15.353	108.6	52.165	30 -	16.683	19.948	121.1	15.312	107.4	51.943
14 -	16.662	20.372	119.4	15.562	107.0	52.596	31 -	16.815	20.037	121.1	15.445	107.9	52.297
15 -	16.714	20.054	120.3	15.335	107.5	52.103	32 -	16.759	19.968	120.9	15.603	108.2	52.330
16 -	16.898	20.667	119.2	15.539	106.2	53.104	33 -	16.910	20.110	120.5	15.422	107.7	52.442
17 -	17.584	20.052	120.9	15.232	107.9	52.868	34 -	16.928	20.058	121.1	17.414	98.7	54.400
8		Tim BRIDGMAN				Team Parker Racing							
1 -		20.179	120.7	15.346	107.5	57.160	18 -	16.636	19.635	120.5	15.249	107.0	51.520
2 -	16.651	19.765	121.1	15.406	107.5	51.822	19 -	16.578	19.711	120.5	15.261	107.4	51.550
3 -	16.602	19.797	121.4	15.349	107.5	51.748	20 -	16.594	19.753	120.1	15.170	107.4	51.517
4 -	16.614	19.686	120.9	15.181	107.7	51.481	21 -	16.631	19.727	120.7	15.295	107.2	51.653
5 -	16.631	19.766	121.4	15.294	107.5	51.691	22 -	16.659	19.753	120.5	15.218	107.5	51.630
6 -	16.590	19.707	120.5	15.457	106.2	51.754	23 -	16.594	19.743	120.3	15.236	107.2	51.573

Knockhill
Circuit Length = 1.2713 miles
Start: 14:37 End: 15:08

Porsche Carrera Cup Great Britain
ROUND 16 - SECTOR ANALYSIS

7 -	16.625	19.711	120.7	15.282	107.5	51.618	24 -	16.613	19.661	120.5	15.427	106.9	51.701
8 -	16.768	19.799	120.7	15.383	106.7	51.950	25 -	16.720	20.947	120.3	15.341	107.2	53.008
9 -	16.685	19.755	120.7	16.790	77.7	53.230	26 -	16.720	19.680	120.7	15.322	107.7	51.722
10 -	26.514	30.520	66.1	19.688	96.3	1:16.722	27 -	16.688	19.748	120.7	15.395	107.2	51.831
11 -	21.337	27.131	97.7	16.067	107.0	1:04.535	28 -	16.704	19.701	120.5	15.329	107.5	51.734
12 -	16.843	19.915	120.3	15.188	107.5	51.946	29 -	16.714	19.678	120.7	15.372	107.4	51.764
13 -	16.693	19.737	120.1	15.358	107.2	51.788	30 -	16.720	19.803	119.6	15.444	107.0	51.967
14 -	16.679	19.700	120.9	15.832	105.0	52.211	31 -	16.774	19.692	120.9	15.415	107.7	51.881
15 -	16.877	19.768	120.1	15.326	107.0	51.971	32 -	16.736	19.827	120.9	15.527	108.1	52.090
16 -	16.766	20.324	118.1	15.481	106.0	52.571	33 -	16.879	19.890	120.7	15.531	107.0	52.300
17 -	17.264	19.847	119.8	15.283	107.0	52.394	34 -	17.321	19.912	120.3	15.547	106.4	52.780

10 Pippa MANN **Team Eurotech**

1 -		21.350	120.7	15.521	108.1	1:01.452	18 -	17.295	20.705	120.7	15.709	108.1	53.709
2 -	17.429	20.527	120.9	15.888	108.1	53.844	19 -	17.313	20.637	119.8	15.534	107.7	53.484
3 -	17.374	20.775	120.3	15.560	108.4	53.709	20 -	17.340	20.763	119.8	15.642	107.7	53.745
4 -	17.186	20.544	121.4	15.525	107.7	53.255	21 -	17.310	20.753	120.1	15.668	107.9	53.731
5 -	17.234	20.525	120.3	15.606	108.1	53.365	22 -	17.324	20.856	119.8	15.646	107.7	53.826
6 -	17.209	20.500	120.7	15.590	108.1	53.299	23 -	17.309	20.884	119.4	15.735	107.5	53.928
7 -	17.104	20.528	120.5	15.715	107.5	53.347	24 -	17.340	20.799	120.1	15.708	107.5	53.847
8 -	17.447	20.802	120.1	15.682	107.7	53.931	25 -	17.322	20.922	119.8	15.693	107.7	53.937
9 -	17.260	20.776	119.6	15.826	107.9	53.862	26 -	17.339	20.701	119.8	15.863	108.1	53.903
10 -	18.621	24.544	74.0	20.861	74.1	1:04.026	27 -	17.207	20.579	120.1	15.716	108.1	53.502
11 -	20.720	26.514	86.3	16.226	107.5	1:03.460	28 -	17.205	20.594	120.3	15.642	107.9	53.441
12 -	17.987	21.623	118.4	16.211	105.4	55.821	29 -	17.321	20.845	119.4	16.026	102.9	54.192
13 -	17.469	20.694	120.3	15.918	106.7	54.081	30 -	17.539	20.859	120.5	15.745	107.7	54.143
14 -	17.111	20.912	119.6	15.692	107.5	53.715	31 -	17.308	20.629	120.3	15.623	108.2	53.560
15 -	17.181	20.520	120.7	15.551	107.7	53.252	32 -	17.344	20.934	120.1	15.771	107.9	54.049
16 -	17.208	20.657	120.5	15.653	107.5	53.518	33 -	17.635	20.810	120.1	15.746	107.9	54.191
17 -	17.256	20.763	118.4	15.899	107.9	53.918	34 -	17.539	21.018	119.8	15.649	107.7	54.206

15 Nigel RICE **Red Line Racing**

1 -		20.249	120.5	15.483	106.9	58.826	18 -	16.649	19.935	121.6	15.387	107.9	51.971
2 -	17.653	20.267	120.7	15.536	105.2	53.456	19 -	16.890	19.891	120.9	15.339	108.1	52.120
3 -	17.768	20.108	121.1	15.330	107.2	53.206	20 -	16.955	19.979	121.1	15.387	108.2	52.321
4 -	16.660	19.828	120.9	15.279	107.4	51.767	21 -	16.702	20.111	121.4	15.274	108.4	52.087
5 -	16.688	20.024	121.8	15.339	108.1	52.051	22 -	16.761	20.132	120.5	15.329	108.1	52.222
6 -	17.238	20.060	120.9	15.360	107.2	52.658	23 -	16.916	19.967	121.6	15.474	107.7	52.357
7 -	16.837	19.869	119.8	15.468	108.6	52.174	24 -	16.724	19.870	121.4	15.706	107.5	52.300
8 -	17.641	20.156	120.5	15.500	107.0	53.297	25 -	16.833	19.986	121.4	15.445	108.2	52.264
9 -	16.895	19.998	120.9	16.298	98.3	53.191	26 -	16.955	19.917	120.9	16.016	106.7	52.888
10 -	20.272	30.514	72.3	20.857	72.6	1:11.643	27 -	17.034	19.776	121.4	15.500	107.7	52.310
11 -	20.217	27.405	88.4	16.039	106.9	1:03.661	28 -	16.849	19.879	121.4	15.482	108.1	52.210
12 -	16.853	19.798	120.9	15.458	108.4	52.109	29 -	17.106	19.907	121.4	15.526	107.4	52.539
13 -	17.315	20.060	121.1	16.073	106.9	53.448	30 -	16.857	19.965	121.6	15.594	108.1	52.416
14 -	16.745	19.872	120.7	15.937	106.9	52.554	31 -	16.891	20.054	120.9	15.669	107.9	52.614
15 -	16.742	19.871	120.3	15.280	107.5	51.893	32 -	27.158	31.186	118.4	15.559	106.9	1:13.903
16 -	16.688	19.956	121.1	15.506	107.2	52.150	33 -	17.406	21.084	118.8	15.622	107.2	54.112
17 -	16.741	19.941	120.5	15.430	107.4	52.112	34 -	17.086	20.305	119.8	15.362	107.0	52.753

34 Tony GILHAM **ReDesign Racing**

1 -		20.509	118.8	15.672	106.5	58.537	18 -	16.842	19.871	120.7	15.492	106.7	52.205
2 -	16.995	20.027	119.6	15.358	107.4	52.380	19 -	16.841	19.913	120.3	15.585	106.9	52.339
3 -	16.885	19.960	120.7	16.116	107.0	52.961	20 -	16.728	19.927	120.1	15.472	106.9	52.127
4 -	17.124	20.110	119.8	15.548	107.2	52.782	21 -	16.910	19.993	120.3	15.419	106.9	52.322
5 -	16.924	20.021	120.3	15.548	107.0	52.493	22 -	16.808	19.847	120.1	15.760	106.2	52.415
6 -	17.152	19.971	119.4	15.449	106.7	52.572	23 -	16.839	19.858	120.3	15.531	107.0	52.228
7 -	16.748	20.081	118.8	15.516	106.5	52.345	24 -	16.808	19.891	119.8	15.639	106.9	52.338
8 -	17.466	20.189	119.8	15.379	107.0	53.034	25 -	16.794	19.875	120.3	15.717	106.5	52.386
9 -	16.931	19.871	120.3	15.561	107.2	52.363	26 -	16.903	20.033	120.1	15.765	107.4	52.701
10 -	20.856	30.486	66.1	20.721	77.0	1:12.063	27 -	16.822	19.971	119.0	15.589	107.2	52.382
11 -	20.314	27.433	94.9	16.080	106.9	1:03.827	28 -	16.916	19.888	120.3	15.479	107.0	52.283
12 -	16.980	19.983	120.1	15.606	107.2	52.569	29 -	16.989	19.902	119.4	15.654	106.7	52.545
13 -	17.119	20.126	120.3	15.499	107.2	52.744	30 -	16.927	19.969	120.3	15.509	107.2	52.405
14 -	16.808	20.059	119.0	15.506	107.4	52.373	31 -	16.888	19.869	120.5	16.272	105.0	53.029
15 -	16.729	19.938	119.6	15.368	107.0	52.035	32 -	26.494	20.884	118.4	15.698	106.5	1:03.076

Knockhill
Circuit Length = 1.2713 miles
Start: 14:37 End: 15:08

Porsche Carrera Cup Great Britain
ROUND 16 - SECTOR ANALYSIS

16 -	16.646	19.708	120.7	15.290	107.7	51.644	33 -	17.015	20.382	119.2	15.810	106.4	53.207
17 -	16.790	20.097	120.1	15.547	106.9	52.434	34 -	17.176	20.263	119.4	15.735	106.7	53.174
42	Graeme MUNDY					Rss Performance							
1 -		21.355	118.8	15.882	104.4	1:03.473	18 -	17.379	20.741	117.9	15.979	104.0	54.099
2 -	17.620	20.880	118.1	15.595	104.4	54.095	19 -	17.220	20.548	117.3	15.831	104.4	53.599
3 -	16.870	20.906	114.7	15.551	104.7	53.327	20 -	17.155	20.743	117.5	15.875	105.0	53.773
4 -	16.922	20.243	118.4	15.329	104.5	52.494	21 -	17.206	20.583	117.9	16.007	104.9	53.796
5 -	17.089	20.674	118.1	15.978	102.9	53.741	22 -	17.161	20.668	117.9	15.902	105.0	53.731
6 -	16.863	20.392	117.9	15.644	104.9	52.899	23 -	17.245	20.693	118.1	15.841	104.5	53.779
7 -	16.903	20.398	116.5	15.584	104.5	52.885	24 -	17.104	20.735	117.3	17.374	98.8	55.213
8 -	17.276	20.830	116.1	15.719	104.5	53.825	25 -	17.511	20.498	117.5	15.963	105.2	53.972
9 -	17.113	20.849	117.9	15.907	105.0	53.869	26 -	17.433	20.742	117.3	15.807	105.2	53.982
10 -	18.467	24.989	70.8	20.772	69.7	1:04.228	27 -	17.105	20.679	117.3	15.898	105.4	53.682
11 -	20.355	26.922	82.2	16.185	104.4	1:03.462	28 -	17.133	21.119	115.7	16.147	102.8	54.399
12 -	17.465	21.535	114.9	16.232	102.3	55.232	29 -	17.440	21.045	116.3	15.884	104.2	54.369
13 -	17.626	20.989	116.3	15.725	104.5	54.340	30 -	17.329	21.249	116.5	15.942	104.2	54.520
14 -	17.098	21.078	115.3	15.676	104.9	53.852	31 -	17.336	20.939	116.7	15.989	104.4	54.264
15 -	17.175	20.494	118.1	15.707	104.2	53.376	32 -	17.496	20.837	117.5	15.802	104.7	54.135
16 -	17.289	20.674	117.3	15.783	105.0	53.746	33 -	17.363	20.534	117.9	16.167	105.0	54.064
17 -	17.624	20.777	116.3	15.629	104.5	54.030							
44	Michael CAINE					Team Parker Racing							
1 -		19.852	120.9	15.243	107.5	55.231	18 -	16.641	19.908	120.9	15.258	107.5	51.807
2 -	16.650	19.644	121.1	15.055	107.9	51.349	19 -	16.624	19.743	120.7	15.219	107.0	51.586
3 -	16.617	19.763	121.1	15.182	108.2	51.562	20 -	16.597	19.830	120.9	15.207	107.9	51.634
4 -	16.628	19.818	121.1	15.160	107.9	51.606	21 -	16.642	19.844	120.7	15.253	107.9	51.739
5 -	16.608	19.637	121.4	15.206	107.4	51.451	22 -	16.655	19.975	119.6	15.316	107.5	51.946
6 -	16.623	19.826	120.5	15.250	107.2	51.699	23 -	16.723	19.932	119.8	15.273	106.7	51.928
7 -	16.587	19.651	121.1	15.221	108.2	51.459	24 -	16.680	19.846	120.1	15.211	107.4	51.737
8 -	16.812	19.972	119.2	15.197	107.9	51.981	25 -	16.871	19.954	119.6	15.352	107.2	52.177
9 -	16.769	19.794	120.9	16.299	74.2	52.862	26 -	16.893	20.071	120.5	15.393	107.2	52.357
10 -	27.135	29.089	78.6	20.282	69.4	1:16.506	27 -	16.812	20.037	119.4	15.379	108.6	52.228
11 -	23.221	26.495	99.7	16.282	106.5	1:05.998	28 -	16.737	19.954	120.7	15.593	106.2	52.284
12 -	16.891	20.025	120.1	15.320	107.0	52.236	29 -	16.719	19.848	120.1	15.403	107.4	51.970
13 -	16.856	19.957	120.3	15.271	107.7	52.084	30 -	16.764	19.837	120.1	15.626	107.2	52.227
14 -	16.707	20.130	119.6	15.208	106.9	52.045	31 -	16.864	19.812	119.8	15.394	107.4	52.070
15 -	16.793	19.973	120.3	15.205	107.5	51.971	32 -	16.781	20.241	118.8	15.458	107.7	52.480
16 -	16.648	19.806	120.3	15.223	108.1	51.677	33 -	16.752	19.960	119.4	15.494	107.0	52.206
17 -	16.573	19.679	120.9	15.173	107.9	51.425	34 -	17.494	22.407	109.8	28.766	98.5	1:08.667
45	Rory BUTCHER					Porsche Motorsport							
1 -		20.291	118.4	15.859	105.8	58.845	18 -	16.832	19.931	121.1	15.197	108.2	51.960
2 -	17.235	19.902	121.6	15.246	107.9	52.383	19 -	16.659	19.800	121.1	15.735	106.0	52.194
3 -	16.890	19.865	121.6	15.732	106.5	52.487	20 -	16.846	20.015	120.3	15.476	107.5	52.337
4 -	16.938	20.189	120.1	15.468	107.2	52.595	21 -	16.765	19.993	120.3	15.453	107.2	52.211
5 -	16.764	19.989	121.1	15.203	107.4	51.956	22 -	16.726	19.965	119.6	15.436	107.5	52.127
6 -	16.635	20.050	121.4	15.135	107.5	51.820	23 -	16.802	20.078	121.1	15.326	107.9	52.206
7 -	16.704	19.869	120.9	15.469	107.7	52.042	24 -	16.876	19.930	120.3	15.415	107.5	52.221
8 -	16.878	20.289	120.7	15.265	107.5	52.432	25 -	16.764	19.928	121.4	15.525	107.7	52.217
9 -	16.735	20.159	121.1	15.313	105.0	52.207	26 -	17.113	20.856	119.0	15.552	107.4	53.521
10 -	22.777	30.643	60.0	20.844	84.0	1:14.264	27 -	16.958	20.314	119.2	15.523	107.5	52.795
11 -	20.057	27.817	94.7	15.755	107.5	1:03.629	28 -	16.834	20.122	120.1	15.620	106.5	52.576
12 -	16.846	20.253	120.9	15.548	107.0	52.647	29 -	16.950	20.075	120.3	15.398	107.4	52.423
13 -	16.791	20.157	120.7	15.210	107.9	52.158	30 -	16.843	20.124	120.5	15.445	107.0	52.412
14 -	16.741	20.201	121.1	15.373	106.7	52.315	31 -	17.038	20.394	117.3	16.075	105.7	53.507
15 -	16.835	19.896	121.6	15.245	107.9	51.976	32 -	17.855	20.273	119.6	15.457	107.2	53.585
16 -	16.735	19.862	121.1	15.254	107.0	51.851	33 -	17.178	20.331	119.4	15.874	107.0	53.383
17 -	16.912	20.038	121.1	15.359	107.4	52.309	34 -	17.224	20.318	119.8	16.220	105.2	53.762
56	Tommy DREELAN					Qserv							
1 -		22.414	117.5	15.923	107.2	1:04.247	18 -	17.990	21.696	120.1	15.667	107.4	55.353
2 -	17.960	21.205	121.6	15.554	107.9	54.719	19 -	18.007	21.546	120.3	15.642	108.1	55.195
3 -	17.773	21.381	120.9	15.448	107.5	54.602	20 -	17.686	21.692	119.6	15.787	107.5	55.165
4 -	17.737	21.319	120.9	16.119	105.4	55.175	21 -	18.048	21.389	120.1	15.636	107.0	55.073

Knockhill
 Circuit Length = 1.2713 miles
 Start: 14:37 End: 15:08

Weather / Track : Cloudy / Dry

Porsche Carrera Cup Great Britain
ROUND 16 - SECTOR ANALYSIS

5 -	17.842	21.564	120.7	15.684	107.5	55.090	22 -	17.910	21.662	119.8	15.620	107.5	55.192
6 -	17.401	21.246	120.7	15.730	106.9	54.377	23 -	17.969	21.829	119.2	15.844	107.2	55.642
7 -	17.777	21.628	120.1	15.416	107.9	54.821	24 -	19.372	22.640	118.8	16.537	107.5	58.549
8 -	18.257	21.278	120.7	15.436	107.4	54.971	25 -	18.378	22.806	119.0	17.182	105.7	58.366
9 -	18.010	21.633	119.6	15.541	107.7	55.184	26 -	18.304	21.840	119.4	15.861	107.4	56.005
10 -	19.446	22.080	119.6	15.809	107.2	57.335	27 -	17.781	21.611	119.2	15.705	107.5	55.097
11 -	19.226	23.998	94.9	17.244	103.2	1:00.468	28 -	17.787	21.603	119.6	15.724	107.5	55.114
12 -	17.904	21.642	120.1	15.777	107.5	55.323	29 -	17.932	21.956	120.1	15.711	106.9	55.599
13 -	17.730	21.638	120.9	15.545	107.7	54.913	30 -	18.791	21.804	119.6	15.834	107.7	56.429
14 -	18.008	21.799	119.8	15.879	107.5	55.686	31 -	18.653	21.996	120.3	15.580	108.1	56.229
15 -	17.841	21.742	120.1	15.728	107.0	55.311	32 -	18.016	22.285	119.0	15.958	107.4	56.259
16 -	17.659	21.556	119.4	15.683	107.5	54.898	33 -	18.067	21.896	119.4	15.729	107.2	55.692
17 -	18.090	21.741	119.6	15.664	107.7	55.495							
60	Ben ANDERSON Porsche Motorsport												
1 -		21.647	118.8	16.032	106.9	1:03.024	4 -	17.645	21.455	118.8	15.785	105.7	54.885
2 -	18.383	21.348	119.0	15.758	106.2	55.489	5 -	17.539	21.558	119.2	15.663	106.2	54.760
3 -	17.711	21.173	119.6	15.717	106.2	54.601	6 -	17.564	21.296	118.8	16.209	91.4	55.069
78	Glynn GEDDIE Parr Motorsport												
1 -		20.167	120.1	15.510	107.0	59.894	18 -	17.000	20.322	119.2	15.545	106.5	52.867
2 -	16.884	20.099	119.6	15.478	106.0	52.461	19 -	16.998	20.498	119.2	15.476	106.4	52.972
3 -	17.834	20.343	119.4	15.430	106.9	53.607	20 -	17.281	20.508	118.6	15.585	106.9	53.374
4 -	16.808	20.087	120.9	15.512	107.0	52.407	21 -	16.978	20.367	119.6	15.558	106.7	52.903
5 -	16.907	20.135	120.5	15.504	106.9	52.546	22 -	16.966	20.177	119.4	15.577	107.0	52.720
6 -	16.674	19.992	119.8	15.410	107.0	52.076	23 -	16.934	20.518	119.6	15.684	106.2	53.136
7 -	16.762	20.077	119.4	15.868	104.4	52.707	24 -	17.098	20.360	119.4	15.787	105.0	53.245
8 -	16.929	19.969	119.4	15.544	106.0	52.442	25 -	17.289	20.541	119.0	15.805	106.0	53.635
9 -	16.979	20.097	119.6	15.788	104.4	52.864	26 -	17.239	20.361	119.6	15.666	106.5	53.266
10 -	20.523	30.778	66.9	20.858	70.5	1:12.159	27 -	17.144	20.363	119.2	15.647	106.9	53.154
11 -	19.939	27.656	85.1	16.215	105.8	1:03.810	28 -	17.188	20.248	119.4	15.545	107.2	52.981
12 -	16.864	19.963	119.6	15.505	106.7	52.332	29 -	17.106	20.339	119.4	15.688	106.5	53.133
13 -	16.876	20.172	118.8	15.736	106.2	52.784	30 -	17.089	20.185	119.4	15.626	106.7	52.900
14 -	17.132	19.943	119.2	15.497	107.2	52.572	31 -	17.393	20.514	119.2	15.758	106.7	53.665
15 -	17.017	20.045	119.2	15.551	106.4	52.613	32 -	18.200	20.473	119.8	15.491	106.7	54.164
16 -	17.032	20.824	119.6	15.493	106.4	53.349	33 -	17.193	20.305	120.3	15.764	105.5	53.262
17 -	16.832	20.394	118.6	15.694	104.7	52.920	34 -	17.081	20.753	118.6	15.729	105.4	53.563
79	Bob LYONS Apex Tubulars												
1 -		21.569	118.4	15.610	106.2	1:01.989	18 -	17.326	20.848	118.8	15.797	106.0	53.971
2 -	17.305	20.804	118.4	15.522	106.5	53.631	19 -	17.958	20.829	118.4	15.588	106.4	54.375
3 -	17.388	20.837	118.4	15.701	106.4	53.926	20 -	17.302	20.760	118.1	15.585	106.4	53.647
4 -	17.131	20.687	119.2	15.482	106.5	53.300	21 -	17.034	20.721	118.6	15.703	106.5	53.458
5 -	17.250	20.858	118.4	16.376	105.8	54.484	22 -	17.187	20.893	117.7	15.775	106.4	53.855
6 -	17.465	20.457	119.0	15.592	105.8	53.514	23 -	17.164	20.778	117.9	15.672	106.4	53.614
7 -	17.284	20.548	118.6	15.703	105.7	53.535	24 -	17.409	20.978	118.4	15.875	105.2	54.262
8 -	17.564	21.090	118.1	15.795	105.8	54.449	25 -	17.275	20.834	118.4	15.740	106.2	53.849
9 -	17.181	20.913	118.1	15.937	106.0	54.031	26 -	17.152	20.916	118.1	15.623	105.7	53.691
10 -	19.217	23.645	76.8	19.987	76.7	1:02.849	27 -	17.217	21.018	117.7	15.777	106.4	54.012
11 -	21.150	26.143	81.6	16.867	104.7	1:04.160	28 -	17.091	21.972	116.3	16.075	99.7	55.138
12 -	17.401	21.061	116.9	15.650	106.2	54.112	29 -	17.804	21.054	117.9	15.641	106.5	54.499
13 -	17.563	21.008	117.3	15.813	106.4	54.384	30 -	17.707	20.906	118.1	15.852	106.5	54.465
14 -	17.224	20.976	116.7	15.724	106.2	53.924	31 -	17.668	20.844	118.1	15.697	106.2	54.209
15 -	17.263	20.715	117.5	15.567	106.4	53.545	32 -	17.871	21.004	118.1	15.737	104.9	54.612
16 -	17.066	20.633	117.1	15.672	106.0	53.371	33 -	19.109	22.452	103.1	18.874	100.3	1:00.435
17 -	17.802	20.688	118.4	15.470	107.2	53.960							

Knockhill
Circuit Length = 1.2713 miles
Start: 14:37 End: 15:08

Weather / Track : Cloudy / Dry

Porsche Carrera Cup Great Britain
ROUND 16 - SPEED TRAPS

SECTOR 1				SECTOR 2			FINISH LINE		
POS	NO	NAME	MPH	NO	NAME	MPH	NO	NAME	MPH
1				2	Tim HARVEY	122.2	2	Tim HARVEY	109.1
2				15	Nigel RICE	121.8	6	Phil QUAIFE	108.6
3				45	Rory BUTCHER	121.6	15	Nigel RICE	108.6
4				56	Tommy DREELAN	121.6	44	Michael CAINE	108.6
5				6	Phil QUAIFE	121.4	10	Pippa MANN	108.4
6				8	Tim BRIDGMAN	121.4	45	Rory BUTCHER	108.2
7				10	Pippa MANN	121.4	8	Tim BRIDGMAN	108.1
8				44	Michael CAINE	121.4	56	Tommy DREELAN	108.1
9				78	Glynn GEDDIE	120.9	5	Sam HANCOCK	107.9
10				34	Tony GILHAM	120.7	34	Tony GILHAM	107.7
11				5	Sam HANCOCK	120.5	78	Glynn GEDDIE	107.2
12				60	Ben ANDERSON	119.6	79	Bob LYONS	107.2
13				79	Bob LYONS	119.2	60	Ben ANDERSON	106.9
14				42	Graeme MUNDY	118.8	42	Graeme MUNDY	105.4

Porsche Carrera Cup Great Britain
ROUND 16 - BEST SECTOR TIMES

SECTOR 1			SECTOR 2			SECTOR 3			IDEAL / BEST COMPARISON						
POS	NO	NAME	TIME	NO	NAME	TIME	NO	NAME	TIME	POS	NO	NAME	IDEAL	BEST	DIFF
1	2	HARVEY	16.519	8	BRIDGMAN	19.635	44	CAINE	15.055	1	44	CAINE	51.265	51.349	0.084
2	5	HANCOCK	16.573	44	CAINE	19.637	5	HANCOCK	15.086	2	5	HANCOCK	51.317	51.430	0.113
3	44	CAINE	16.573	5	HANCOCK	19.658	2	HARVEY	15.118	3	2	HARVEY	51.372	51.372	0.000
4	8	BRIDGMAN	16.578	34	GILHAM	19.708	45	BUTCHER	15.135	4	8	BRIDGMAN	51.383	51.481	0.098
5	6	QUAIFE	16.593	2	HARVEY	19.735	6	QUAIFE	15.138	5	6	QUAIFE	51.543	51.639	0.096
6	45	BUTCHER	16.635	15	RICE	19.776	8	BRIDGMAN	15.170	6	45	BUTCHER	51.570	51.820	0.250
7	34	GILHAM	16.646	45	BUTCHER	19.800	15	RICE	15.274	7	34	GILHAM	51.644	51.644	0.000
8	15	RICE	16.649	6	QUAIFE	19.812	34	GILHAM	15.290	8	15	RICE	51.699	51.767	0.068
9	78	GEDDIE	16.674	78	GEDDIE	19.943	42	MUNDY	15.329	9	78	GEDDIE	52.027	52.076	0.049
10	42	MUNDY	16.863	42	MUNDY	20.243	78	GEDDIE	15.410	10	42	MUNDY	52.435	52.494	0.059
11	79	LYONS	17.034	79	LYONS	20.457	56	DREELAN	15.416	11	79	LYONS	52.961	53.300	0.339
12	10	MANN	17.104	10	MANN	20.500	79	LYONS	15.470	12	10	MANN	53.125	53.252	0.127
13	56	DREELAN	17.401	60	ANDERSON	21.173	10	MANN	15.521	13	56	DREELAN	54.022	54.377	0.355
14	60	ANDERSON	17.539	56	DREELAN	21.205	60	ANDERSON	15.663	14	60	ANDERSON	54.375	54.601	0.226
												Perfect Lap	51.209		

Porsche Carrera Cup Great Britain
ROUND 16 - LAP CHART

Lap 1			Lap 2			Lap 3			Lap 4			Lap 5		
No	Behind	Laptime	No	Behind	Laptime	No	Behind	Laptime	No	Behind	Laptime	No	Behind	Laptime
5		54.701	5		51.517	5		51.430	5		51.462	5		51.537
44	0.530	55.231	44	0.362	51.349	44	0.494	51.562	44	0.638	51.606	44	0.552	51.451
6	1.279	55.980	6	1.674	51.912	6	1.938	51.694	6	2.136	51.660	6	2.268	51.669
2	2.036	56.737	2	2.335	51.816	2	2.696	51.791	2	2.606	51.372	2	2.781	51.712
8	2.459	57.160	8	2.764	51.822	8	3.082	51.748	8	3.101	51.481	8	3.255	51.691
34	3.836	58.537	34	4.699	52.380	45	6.067	52.487	45	7.200	52.595	45	7.619	51.956
15	4.125	58.826	45	5.010	52.383	34	6.230	52.961	34	7.550	52.782	34	8.506	52.493
45	4.144	58.845	15	6.064	53.456	15	7.840	53.206	15	8.145	51.767	15	8.659	52.051
78	5.193	59.894	78	6.137	52.461	78	8.314	53.607	78	9.259	52.407	78	10.268	52.546
10	6.751	1:01.452	10	9.078	53.844	10	11.357	53.709	10	13.150	53.255	10	14.978	53.365
79	7.288	1:01.989	79	9.402	53.631	79	11.898	53.926	79	13.736	53.300	42	16.483	53.741
60	8.323	1:03.024	42	11.350	54.095	42	13.247	53.327	42	14.279	52.494	79	16.683	54.484
42	8.772	1:03.473	60	12.295	55.489	60	15.466	54.601	60	18.889	54.885	60	22.112	54.760
56	9.546	1:04.247	56	12.748	54.719	56	15.920	54.602	56	19.633	55.175	56	23.186	55.090

Porsche Carrera Cup Great Britain
ROUND 16 - LAP CHART

Lap 6			Lap 7			Lap 8			Lap 9			Lap 10		
No	Behind	Laptime	No	Behind	Laptime	No	Behind	Laptime	No	Behind	Laptime	No	Behind	Laptime
5		51.707	5		51.640	5		52.019	5		52.602	5		1:15.930
44	0.544	51.699	44	0.363	51.459	44	0.325	51.981	44	0.585	52.862	44	1.161	1:16.506
6	2.200	51.639	6	2.323	51.763	6	2.222	51.918	6	2.190	52.570	6	2.054	1:15.794
2	2.535	51.461	2	2.558	51.663	2	2.509	51.970	2	2.608	52.701	2	3.017	1:16.339
8	3.302	51.754	8	3.280	51.618	8	3.211	51.950	8	3.839	53.230	8	4.631	1:16.722
45	7.732	51.820	45	8.134	52.042	45	8.547	52.432	45	8.152	52.207	45	6.486	1:14.264
34	9.371	52.572	34	10.076	52.345	34	11.091	53.034	34	10.852	52.363	34	6.985	1:12.063
15	9.610	52.658	15	10.144	52.174	15	11.422	53.297	15	12.011	53.191	15	7.724	1:11.643
78	10.637	52.076	78	11.704	52.707	78	12.127	52.442	78	12.389	52.864	78	8.618	1:12.159
10	16.570	53.299	10	18.277	53.347	10	20.189	53.931	10	21.449	53.862	10	9.545	1:04.026
42	17.675	52.899	42	18.920	52.885	42	20.726	53.825	42	21.993	53.869	42	10.291	1:04.228
79	18.490	53.514	79	20.385	53.535	79	22.815	54.449	79	24.244	54.031	79	11.163	1:02.849
60	25.474	55.069	56	29.037	54.821	56	31.989	54.971	56	34.571	55.184	56	15.976	57.335
56	25.856	54.377												

Porsche Carrera Cup Great Britain
ROUND 16 - LAP CHART

Lap 11			Lap 12			Lap 13			Lap 14			Lap 15		
No	Behind	Laptime	No	Behind	Laptime	No	Behind	Laptime	No	Behind	Laptime	No	Behind	Laptime
5		1:06.804	5		51.999	5		51.708	5		51.741	5		51.615
44	0.355	1:05.998	44	0.592	52.236	44	0.968	52.084	44	1.272	52.045	44	1.628	51.971
6	0.783	1:05.533	6	1.114	52.330	6	1.571	52.165	6	2.426	52.596	6	2.914	52.103
2	1.801	1:05.588	2	1.678	51.876	2	1.853	51.883	8	2.859	52.211	8	3.215	51.971
8	2.362	1:04.535	8	2.309	51.946	8	2.389	51.788	2	3.204	53.092	2	4.059	52.470
45	3.311	1:03.629	45	3.959	52.647	45	4.409	52.158	45	4.983	52.315	45	5.344	51.976
34	4.008	1:03.827	34	4.578	52.569	34	5.614	52.744	34	6.246	52.373	34	6.666	52.035
15	4.581	1:03.661	15	4.691	52.109	15	6.431	53.448	15	7.244	52.554	15	7.522	51.893
78	5.624	1:03.810	78	5.957	52.332	78	7.033	52.784	78	7.864	52.572	78	8.862	52.613
10	6.201	1:03.460	10	10.023	55.821	10	12.396	54.081	10	14.370	53.715	10	16.007	53.252
42	6.949	1:03.462	42	10.182	55.232	42	12.814	54.340	42	14.925	53.852	42	16.686	53.376
79	8.519	1:04.160	79	10.632	54.112	79	13.308	54.384	79	15.491	53.924	79	17.421	53.545
56	9.640	1:00.468	56	12.964	55.323	56	16.169	54.913	56	20.114	55.686	56	23.810	55.311

Porsche Carrera Cup Great Britain
ROUND 16 - LAP CHART

Lap 16			Lap 17			Lap 18			Lap 19			Lap 20		
No	Behind	Laptime	No	Behind	Laptime	No	Behind	Laptime	No	Behind	Laptime	No	Behind	Laptime
5		51.929	5		51.714	5		51.692	5		51.835	5		51.788
44	1.376	51.677	44	1.087	51.425	44	1.202	51.807	44	0.953	51.586	44	0.799	51.634
8	3.857	52.571	8	4.537	52.394	8	4.365	51.520	8	4.080	51.550	8	3.809	51.517
2	4.024	51.894	2	4.934	52.624	2	5.113	51.871	2	4.913	51.635	2	5.040	51.915
6	4.089	53.104	6	5.243	52.868	6	5.711	52.160	6	6.022	52.146	6	6.102	51.868
45	5.266	51.851	45	5.861	52.309	45	6.129	51.960	45	6.488	52.194	45	7.037	52.337
34	6.381	51.644	34	7.101	52.434	34	7.614	52.205	34	8.118	52.339	34	8.457	52.127
15	7.743	52.150	15	8.141	52.112	15	8.420	51.971	15	8.705	52.120	15	9.238	52.321
78	10.282	53.349	78	11.488	52.920	78	12.663	52.867	78	13.800	52.972	78	15.386	53.374
10	17.596	53.518	10	19.800	53.918	10	21.817	53.709	10	23.466	53.484	10	25.423	53.745
42	18.503	53.746	42	20.819	54.030	42	23.226	54.099	42	24.990	53.599	42	26.975	53.773
79	18.863	53.371	79	21.109	53.960	79	23.388	53.971	79	25.928	54.375	79	27.787	53.647
56	26.779	54.898	56	30.560	55.495	56	34.221	55.353	56	37.581	55.195	56	40.958	55.165

Porsche Carrera Cup Great Britain
ROUND 16 - LAP CHART

Lap 21			Lap 22			Lap 23			Lap 24			Lap 25		
No	Behind	Laptime	No	Behind	Laptime	No	Behind	Laptime	No	Behind	Laptime	No	Behind	Laptime
5		52.006	5		51.905	5		51.974	5		51.886	5		52.305
44	0.532	51.739	44	0.573	51.946	44	0.527	51.928	44	0.378	51.737	44	0.250	52.177
8	3.456	51.653	8	3.181	51.630	8	2.780	51.573	8	2.595	51.701	8	3.298	53.008
2	5.074	52.040	2	5.072	51.903	2	5.021	51.923	2	5.038	51.903	2	4.728	51.995
6	6.448	52.352	6	6.548	52.005	6	6.713	52.139	6	6.867	52.040	56	1 LAP	58.549
45	7.242	52.211	45	7.464	52.127	45	7.696	52.206	45	8.031	52.221	6	6.777	52.215
34	8.773	52.322	34	9.283	52.415	34	9.537	52.228	34	9.989	52.338	45	7.943	52.217
15	9.319	52.087	15	9.636	52.222	15	10.019	52.357	15	10.433	52.300	34	10.070	52.386
78	16.283	52.903	78	17.098	52.720	78	18.260	53.136	78	19.619	53.245	15	10.392	52.264
10	27.148	53.731	10	29.069	53.826	10	31.023	53.928	10	32.984	53.847	78	20.949	53.635
42	28.765	53.796	42	30.591	53.731	42	32.396	53.779	79	35.205	54.262	10	34.616	53.937
79	29.239	53.458	79	31.189	53.855	79	32.829	53.614	42	35.723	55.213	79	36.749	53.849
56	44.025	55.073	56	47.312	55.192	56	50.980	55.642				42	37.390	53.972

Porsche Carrera Cup Great Britain
ROUND 16 - LAP CHART

Lap 26			Lap 27			Lap 28			Lap 29			Lap 30		
No	Behind	Laptime	No	Behind	Laptime	No	Behind	Laptime	No	Behind	Laptime	No	Behind	Laptime
5		52.298	5		52.227	5		52.079	5		52.152	5		52.124
44	0.309	52.357	44	0.310	52.228	44	0.515	52.284	44	0.333	51.970	44	0.436	52.227
8	2.722	51.722	8	2.326	51.831	8	1.981	51.734	8	1.593	51.764	8	1.436	51.967
2	4.396	51.966	2	4.135	51.966	2	3.983	51.927	2	4.055	52.224	2	4.051	52.120
6	6.897	52.418	6	6.860	52.190	6	7.035	52.254	6	7.084	52.201	6	6.903	51.943
45	9.166	53.521	45	9.734	52.795	45	10.231	52.576	45	10.502	52.423	45	10.790	52.412
34	10.473	52.701	34	10.628	52.382	34	10.832	52.283	34	11.225	52.545	34	11.506	52.405
15	10.982	52.888	15	11.065	52.310	15	11.196	52.210	15	11.583	52.539	15	11.875	52.416
56	1 LAP	58.366	56	1 LAP	56.005	56	1 LAP	55.097	56	1 LAP	55.114	56	1 LAP	55.599
78	21.917	53.266	78	22.844	53.154	78	23.746	52.981	78	24.727	53.133	78	25.503	52.900
10	36.221	53.903	10	37.496	53.502	10	38.858	53.441	10	40.898	54.192	10	42.917	54.143
79	38.142	53.691	79	39.927	54.012	42	42.849	54.399	42	45.066	54.369	42	47.462	54.520
42	39.074	53.982	42	40.529	53.682	79	42.986	55.138	79	45.333	54.499	79	47.674	54.465

Porsche Carrera Cup Great Britain
ROUND 16 - LAP CHART

Lap 31			Lap 32			Lap 33			Lap 34		
No	Behind	Laptime	No	Behind	Laptime	No	Behind	Laptime	No	Behind	Laptime
5		52.058	5		52.068	5		52.634	5		52.879
44	0.448	52.070	44	0.860	52.480	44	0.432	52.206	42	1 LAP	54.064
8	1.259	51.881	8	1.281	52.090	8	0.947	52.300	8	0.848	52.780
2	4.192	52.199	2	4.436	52.312	2	3.931	52.129	2	3.850	52.798
6	7.142	52.297	6	7.404	52.330	6	7.212	52.442	79	1 LAP	1:00.435
45	12.239	53.507	45	13.756	53.585	45	14.505	53.383	6	8.733	54.400
15	12.431	52.614	34	23.485	1:03.076	34	24.058	53.207	45	15.388	53.762
34	12.477	53.029	78	29.206	54.164	78	29.834	53.262	44	16.220	1:08.667
78	27.110	53.665	56	1 LAP	56.229	15	35.744	54.112	34	24.353	53.174
56	1 LAP	56.429	15	34.266	1:13.903	56	1 LAP	56.259	78	30.518	53.563
10	44.419	53.560	10	46.400	54.049	10	47.957	54.191	15	35.618	52.753
42	49.668	54.264	42	51.735	54.135				56	1 LAP	55.692
79	49.825	54.209	79	52.369	54.612				10	49.284	54.206

Porsche Carrera Cup Great Britain

ROUND 16 - POSITION CHART

No	Name	Laps Pos																																		
			1	2	3	4	5	6	7	8	9	10	11	12	13	14	15	16	17	18	19	20	21	22	23	24	25	26	27	28	29	30	31	32		
5	HANCOCK	1	5	5	5	5	5	5	5	5	5	5	5	5	5	5	5	5	5	5	5	5	5	5	5	5	5	5	5	5	5	5	5	5	5	
44	CAINE	2	44	44	44	44	44	44	44	44	44	44	44	44	44	44	44	44	44	44	44	44	44	44	44	44	44	44	44	44	44	44	44	44	44	
6	QUAIFE	3	6	6	6	6	6	6	6	6	6	6	6	6	6	6	6	8	8	8	8	8	8	8	8	8	8	8	8	8	8	8	8	8	8	
2	HARVEY	4	2	2	2	2	2	2	2	2	2	2	2	2	2	2	8	8	2	2	2	2	2	2	2	2	2	2	2	2	2	2	2	2	2	
8	BRIDGMAN	5	8	8	8	8	8	8	8	8	8	8	8	8	8	2	2	6	6	6	6	6	6	6	6	6	6	6	6	6	6	6	6	6	6	
34	GILHAM	6	34	34	45	45	45	45	45	45	45	45	45	45	45	45	45	45	45	45	45	45	45	45	45	45	45	45	45	45	45	45	45	45	45	
15	RICE	7	15	45	34	34	34	34	34	34	34	34	34	34	34	34	34	34	34	34	34	34	34	34	34	34	34	34	34	34	34	34	34	34	15	34
45	BUTCHER	8	45	15	15	15	15	15	15	15	15	15	15	15	15	15	15	15	15	15	15	15	15	15	15	15	15	15	15	15	15	15	15	15	34	78
78	GEDDIE	9	78	78	78	78	78	78	78	78	78	78	78	78	78	78	78	78	78	78	78	78	78	78	78	78	78	78	78	78	78	78	78	78	78	15
10	MANN	10	10	10	10	10	10	10	10	10	10	10	10	10	10	10	10	10	10	10	10	10	10	10	10	10	10	10	10	10	10	10	10	10	10	10
79	LYONS	11	79	79	79	79	42	42	42	42	42	42	42	42	42	42	42	42	42	42	42	42	42	42	42	42	79	79	79	79	42	42	42	42	42	42
60	ANDERSON	12	60	42	42	42	79	79	79	79	79	79	79	79	79	79	79	79	79	79	79	79	79	79	79	79	42	42	42	42	79	79	79	79	79	79
42	MUNDY	13	42	60	60	60	60	60	56	56	56	56	56	56	56	56	56	56	56	56	56	56	56	56	56	56	56	56	56	56	56	56	56	56	56	
56	DREELAN	14	56	56	56	56	56	56	56	56	56	56	56	56	56	56	56	56	56	56	56	56	56	56	56	56	56	56	56	56	56	56	56	56	56	

Porsche Carrera Cup Great Britain

ROUND 16 - POSITION CHART

No	Name	Pos	Laps	
			33	34
5	HANCOCK	1	5	5
44	CAINE	2	44	8
6	QUAIFE	3	8	2
2	HARVEY	4	2	6
8	BRIDGMAN	5	6	45
34	GILHAM	6	45	44
15	RICE	7	34	34
45	BUTCHER	8	78	78
78	GEDDIE	9	15	15
10	MANN	10	10	10
79	LYONS	11	42	
60	ANDERSON	12	79	
42	MUNDY	13	56	
56	DREELAN	14		