



SEAT CUPRA CHAMPIONSHIP

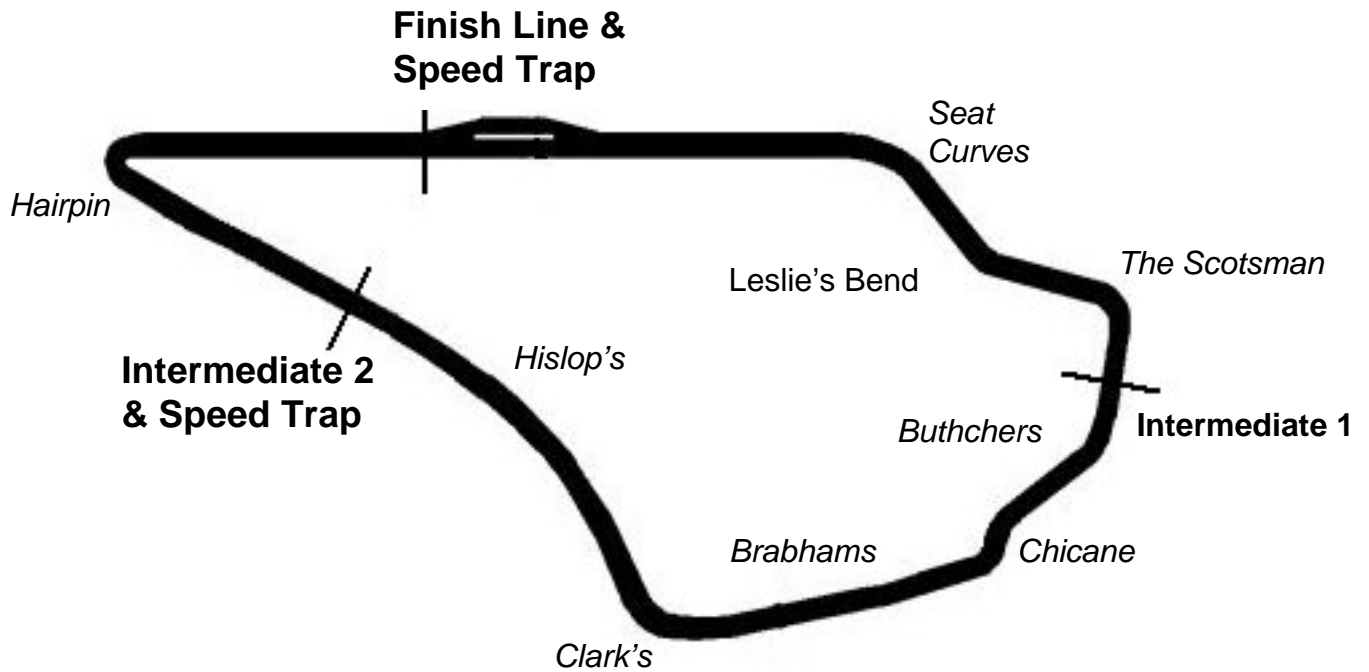
Rounds 15 & 16
Knockhill

16th / 17th August 2008



Results Provided by Timing Solutions Ltd
www.tsl-timing.com

KNOCKHILL



Circuit Length:	1.2713 miles / 2046.0 metres
Intermediate 1:	697 metres
Intermediate 2:	1508 metres
Pit In:	2046 metres
Pit Out:	183 metres after Finish Line
Pit In – Pit Out	175 metres, @ 60kph = 10.5 seconds, @ 80kph = 7.8 seconds

SEAT Cupra Championship

QUALIFYING - ROUND 15 - CLASSIFICATION

POS	NO	CL	NAME	NAT	ENTRY	TIME	ON	LAPS	GAP	DIFF	MPH
1	1		Jonathan ADAM		Total Control Racing	54.037	8	8			84.69
2	25		Robert LAWSON		Bardon / JHR	54.108	6	9	0.071	0.071	84.58
3	7		Daniel WELCH		Marriott / Welch Motorsport	54.534	10	11	0.497	0.426	83.92
4	34		Martin BYFORD		AB Glass / Z Speed Racing	54.618	4	7	0.581	0.084	83.79
5	11		Jeremy GUMBLEY		Million Pixel Driver.com / Welch Motorsp	54.642	7	11	0.605	0.024	83.75
6	42		David GREEN		Daniels Motorsport	54.652	11	11	0.615	0.010	83.73
7	2		Carl BREEZE		Blue Chip / Welch Motorsport	54.732	8	10	0.695	0.080	83.61
8	8		James APPLEBY		Hardinge Machine Tools	55.033	4	10	0.996	0.301	83.16
9	32		Daniel ROWBOTTOM		DRM M-sport	55.063	7	12	1.026	0.030	83.11
10	44		Freddy NORDSTROM		PlumberTraining.com / Advent Motorsport	55.090	7	11	1.053	0.027	83.07
11	12		Steve MITCHELL		J P Motorsport	55.221	5	5	1.184	0.131	82.87
12	3		Andrew HERRON		Brian Herron Plant / JHR	55.265	6	11	1.228	0.044	82.81
13	9		Jamie ACKERS		Total Control Racing	55.281	7	10	1.244	0.016	82.78

Weather / Track : Cloudy / Dry

These results are provisional until the conclusion of any judicial and technical matters.

Knockhill
 Circuit Length = 1.2713 miles
 Start: 11:32 End: 11:54

Clerk of Course :		Timekeeper :
-------------------	--	--------------

SEAT Cupra Championship

QUALIFYING - ROUND 15 - SECTOR ANALYSIS

1	Jonathan ADAM				Total Control Racing								
1 -	Out	27.246	78.2	19.239	86.4	1:08.963	5 -	17.454	20.561	108.8	16.106	95.6	54.121
2 -	20.514	25.083	93.6	17.835	89.8	1:03.432	6 -	19.490	23.497	96.3	In		1:05.855 P
3 -	7:05.646	26.870	71.9	17.067	96.1	7:49.583	7 -	Out	21.430	108.1	16.356	96.8	4:16.402
4 -	17.511	20.472	109.7	16.092	96.1	54.075	8 -	17.381	20.541	108.8	16.115	95.3	54.037
2	Carl BREEZE				Blue Chip / Welch Motorsport								
1 -	19.785	24.061	107.0	16.593	91.7	1:00.439	6 -	17.741	20.835	109.3	16.211	94.9	54.787
2 -	18.859	25.009	79.0	In		1:04.070 P	7 -	17.706	21.020	108.6	16.217	95.1	54.943
3 -	Out	22.711	98.3	17.313	95.3	9:28.432	8 -	17.570	20.909	108.8	16.253	95.1	54.732
4 -	17.828	20.854	109.7	16.213	95.3	54.895	9 -	18.569	21.946	107.4	In		59.317 P
5 -	21.109	24.765	98.4	16.681	95.9	1:02.555	10 -	Out	22.876	103.6	17.042	95.5	3:43.725
3	Andrew HERRON				Brian Herron Plant / JHR								
1 -	Out	27.143	100.9	18.197	90.6	1:09.392	7 -	17.605	21.173	105.7	16.557	92.8	55.335
2 -	21.960	23.371	104.0	In		1:06.403 P	8 -	21.954	23.810	105.0	In		1:06.594 P
3 -	Out	23.050	103.6	17.004	93.1	10:20.957	9 -	Out	24.859	102.9	16.730	92.8	2:40.562
4 -	17.789	25.168	57.5	24.870	84.5	1:07.827	10 -	17.773	21.013	106.9	16.635	93.2	55.421
5 -	19.914	23.023	104.9	16.675	93.7	59.612	11 -	17.708	21.081	106.5	16.628	92.7	55.417
6 -	17.591	21.117	106.0	16.557	93.2	55.265							
7	Daniel WELCH				Marriott / Welch Motorsport								
1 -	Out	25.351	100.5	17.559	95.5	1:04.445	7 -	17.576	20.879	108.1	In		56.417 P
2 -	18.537	21.985	106.5	16.494	95.6	57.016	8 -	Out	22.031	106.9	16.905	96.0	3:00.440
3 -	17.840	20.997	108.4	16.193	95.7	55.030	9 -	17.574	20.893	108.9	16.241	95.2	54.708
4 -	7:19.426	22.385	104.4	17.136	96.0	7:58.947	10 -	17.509	20.719	108.2	16.306	95.1	54.534
5 -	17.795	20.942	109.1	16.254	95.2	54.991	11 -	17.589	20.840	108.1	18.611	95.7	57.040
6 -	17.567	20.866	107.7	16.200	95.5	54.633							
8	James APPLEBY				Hardinge Machine Tools								
1 -	Out	26.551	99.7	20.252	81.8	1:09.887	6 -	17.634	21.146	101.7	In		58.047 P
2 -	21.732	24.082	104.9	In		1:06.278 P	7 -	Out	22.149	104.9	16.618	94.1	3:55.052
3 -	Out	22.975	102.3	16.948	94.1	10:22.911	8 -	17.809	21.832	105.7	16.704	93.7	56.345
4 -	17.597	21.082	105.4	16.354	93.9	55.033	9 -	17.608	21.157	107.0	16.643	93.5	55.408
5 -	17.565	21.136	108.4	16.382	94.3	55.083	10 -	18.368	25.843	73.0	18.246	77.5	1:02.457
9	Jamie ACKERS				Total Control Racing								
1 -	Out	28.054	79.2	20.081	83.3	1:10.520	6 -	17.895	21.283	108.1	16.293	94.8	55.471
2 -	21.506	25.274	90.1	18.726	83.1	1:05.506	7 -	17.855	21.068	108.1	16.358	94.7	55.281
3 -	21.987	27.077	80.8	19.418	84.2	1:08.482	8 -	20.150	23.833	105.8	In		1:07.417 P
4 -	22.326	27.510	83.3	In		1:12.887 P	9 -	Out	24.443	94.3	17.448	94.8	4:40.586
5 -	Out	26.477	78.3	17.399	94.7	8:48.994	10 -	17.891	21.420	107.9	16.379	94.5	55.690
11	Jeremy GUMBLEY				Million Pixel Driver.com / Welch Motorsport								
1 -	Out	30.603	60.6	22.488	93.9	1:15.765	7 -	17.610	20.798	109.3	16.234	95.5	54.642
2 -	19.072	22.548	107.9	16.225	95.7	57.845	8 -	17.871	22.771	91.7	In		1:03.598 P
3 -	18.073	21.207	109.1	16.187	95.9	55.467	9 -	Out	25.965	76.1	18.842	95.2	2:43.962
4 -	17.731	21.120	107.7	16.308	95.9	55.159	10 -	17.630	20.964	108.1	16.211	95.9	54.805
5 -	6:52.391	22.597	95.7	17.604	95.3	7:32.592	11 -	19.760	28.503	88.5	In		1:11.600 P
6 -	17.753	20.910	107.7	16.259	96.1	54.922							
12	Steve MITCHELL				J P Motorsport								
1 -	Out	25.985	86.9	18.456	88.2	1:05.190	4 -	18.426	21.396	110.0	16.542	93.1	56.364
2 -	19.434	23.984	105.0	17.237	91.6	1:00.655	5 -	17.713	21.097	108.8	16.411	94.5	55.221
3 -	19.087	22.246	100.2	17.859	95.1	59.192							
25	Robert LAWSON				Bardon / JHR								
1 -	Out	30.068	69.5	20.629	81.2	1:12.357	6 -	17.356	20.684	109.1	16.068	96.8	54.108
2 -	23.436	25.756	92.2	In		1:11.276 P	7 -	19.791	23.162	104.0	In		1:06.002 P
3 -	Out	29.212	73.7	18.496	91.2	8:11.888	8 -	Out	23.856	80.3	17.478	96.3	2:55.724
4 -	19.325	21.398	104.7	16.210	97.3	56.933	9 -	17.440	20.592	108.8	16.286	93.7	54.318
5 -	17.337	20.766	108.8	16.086	96.3	54.189							

Knockhill
Circuit Length = 1.2713 miles
Start: 11:32 End: 11:54

Weather / Track : Cloudy / Dry

SEAT Cupra Championship
QUALIFYING - ROUND 15 - SECTOR ANALYSIS

32	Daniel ROWBOTTOM	DRM M-sport											
1 -	Out	28.365	73.9	19.934	90.6	1:16.073	7 -	17.634	21.044	109.3	16.385	96.1	55.063
2 -	20.992	23.996	105.5	In		1:05.197 P	8 -	17.593	21.326	108.9	16.338	95.9	55.257
3 -	Out	22.307	107.9	17.354	93.5	3:09.798	9 -	18.627	21.886	107.7	16.780	93.5	57.293
4 -	6:40.822	22.288	107.0	17.855	95.7	7:20.965	10 -	18.205	21.960	107.5	17.063	96.6	57.228
5 -	18.110	21.075	110.0	16.423	96.1	55.608	11 -	17.805	21.528	108.8	16.362	95.5	55.695
6 -	17.818	21.099	110.0	16.430	96.0	55.347	12 -	17.776	22.481	104.0	In		1:02.076 P
34	Martin BYFORD	AB Glass / Z Speed Racing											
1 -	Out	24.997	84.1	19.721	73.9	1:05.244	5 -	21.311	26.414	105.0	16.901	97.3	1:04.626
2 -	7:25.117	24.981	84.0	18.984	82.4	8:09.082	6 -	17.608	20.963	108.2	16.052	96.3	54.623
3 -	21.820	28.925	75.6	18.893	97.1	1:09.638	7 -	21.736	28.240	74.5	In		1:13.529 P
4 -	17.723	20.895	109.7	16.000	97.1	54.618							
42	David GREEN	Daniels Motorsport											
1 -	Out	28.207	94.0	19.144	79.9	1:10.988	7 -	17.622	21.071	109.5	16.654	93.3	55.347
2 -	21.540	25.859	84.4	In		1:10.155 P	8 -	20.143	27.416	90.9	In		1:09.222 P
3 -	Out	24.099	99.6	20.699	63.0	2:29.039	9 -	Out	26.045	91.4	16.906	94.8	2:32.259
4 -	7:11.302	27.798	72.2	18.534	95.5	7:57.634	10 -	18.385	21.467	105.4	16.798	95.7	56.650
5 -	18.372	21.433	108.8	16.723	94.5	56.528	11 -	17.635	20.764	109.1	16.253	95.6	54.652
6 -	17.983	21.323	108.4	16.388	96.0	55.694							
44	Freddy NORDSTROM	PlumberTraining.com / Advent Motorsport											
1 -	Out	30.619	72.8	22.100	92.1	1:18.308	7 -	17.636	21.016	108.6	16.438	94.0	55.090
2 -	20.045	25.324	74.6	In		1:09.104 P	8 -	17.747	21.041	106.9	16.604	94.9	55.392
3 -	Out	22.269	107.4	17.056	95.3	9:54.464	9 -	20.407	25.429	107.0	16.467	93.9	1:02.303
4 -	18.136	20.943	108.8	16.384	95.1	55.463	10 -	17.743	20.937	108.2	16.420	94.1	55.100
5 -	17.851	30.035	66.6	18.958	94.7	1:06.844	11 -	20.742	26.805	75.0	In		1:12.492 P
6 -	17.992	21.293	106.4	16.594	93.6	55.879							

SEAT Cupra Championship
QUALIFYING - ROUND 15 - SPEED TRAPS

SECTOR 1				SECTOR 2			FINISH LINE		
POS	NO	NAME	MPH	NO	NAME	MPH	NO	NAME	MPH
1				12	Steve MITCHELL	110.0	25	Robert LAWSON	97.3
2				32	Daniel ROWBOTTOM	110.0	34	Martin BYFORD	97.3
3				1	Jonathan ADAM	109.7	1	Jonathan ADAM	96.8
4				2	Carl BREEZE	109.7	32	Daniel ROWBOTTOM	96.6
5				34	Martin BYFORD	109.7	11	Jeremy GUMBLEY	96.1
6				42	David GREEN	109.5	7	Daniel WELCH	96.0
7				11	Jeremy GUMBLEY	109.3	42	David GREEN	96.0
8				7	Daniel WELCH	109.1	2	Carl BREEZE	95.9
9				25	Robert LAWSON	109.1	44	Freddy NORDSTROM	95.3
10				44	Freddy NORDSTROM	108.8	12	Steve MITCHELL	95.1
11				8	James APPLEBY	108.4	9	Jamie ACKERS	94.8
12				9	Jamie ACKERS	108.1	8	James APPLEBY	94.3
13				3	Andrew HERRON	106.9	3	Andrew HERRON	93.7


SEAT Cupra Championship

QUALIFYING - ROUND 15 - BEST SECTOR TIMES

SECTOR 1				SECTOR 2				SECTOR 3				IDEAL / BEST COMPARISON			
POS	NO	NAME	TIME	NO	NAME	TIME	NO	NAME	TIME	POS	NO	NAME	IDEAL	BEST	DIFF
1	25	LAWSON	17.337	1	ADAM	20.472	34	BYFORD	16.000	1	1	ADAM	53.945	54.037	0.092
2	1	ADAM	17.381	25	LAWSON	20.592	25	LAWSON	16.068	2	25	LAWSON	53.997	54.108	0.111
3	7	WELCH	17.509	7	WELCH	20.719	1	ADAM	16.092	3	7	WELCH	54.421	54.534	0.113
4	8	APPLEBY	17.565	42	GREEN	20.764	11	GUMBLEY	16.187	4	34	BYFORD	54.503	54.618	0.115
5	2	BREEZE	17.570	11	GUMBLEY	20.798	7	WELCH	16.193	5	11	GUMBLEY	54.595	54.642	0.047
6	3	HERRON	17.591	2	BREEZE	20.823	2	BREEZE	16.211	6	2	BREEZE	54.604	54.732	0.128
7	32	ROWBOTTOM	17.593	34	BYFORD	20.895	42	GREEN	16.253	7	42	GREEN	54.639	54.652	0.013
8	34	BYFORD	17.608	44	NORDSTROM	20.937	9	ACKERS	16.293	8	44	NORDSTROM	54.957	55.090	0.133
9	11	GUMBLEY	17.610	3	HERRON	21.013	32	ROWBOTTOM	16.338	9	32	ROWBOTTOM	54.975	55.063	0.088
10	42	GREEN	17.622	32	ROWBOTTOM	21.044	8	APPLEBY	16.354	10	8	APPLEBY	55.001	55.033	0.032
11	44	NORDSTROM	17.636	9	ACKERS	21.068	44	NORDSTROM	16.384	11	3	HERRON	55.161	55.265	0.104
12	12	MITCHELL	17.713	8	APPLEBY	21.082	12	MITCHELL	16.411	12	9	ACKERS	55.216	55.281	0.065
13	9	ACKERS	17.855	12	MITCHELL	21.097	3	HERRON	16.557	13	12	MITCHELL	55.221	55.221	0.000
													Perfect Lap		53.809

SEAT Cupra Championship

ROUND 15 - GRID

ROW 7	55.281 9 Jamie ACKERS	55.265 3 Andrew HERRON
ROW 6	55.221 12 Steve MITCHELL	55.090 44 Freddy NORDSTROM
ROW 5	55.063 32 Daniel ROWBOTTOM	55.033 8 James APPLEBY
ROW 4	54.732 2 Carl BREEZE	54.652 42 David GREEN
ROW 3	54.642 11 Jeremy GUMBLEY	54.618 34 Martin BYFORD
ROW 2	54.534 7 Daniel WELCH	54.108 25 Robert LAWSON
ROW 1	54.037 1 Jonathan ADAM	
Pole		
		

Knockhill
Circuit Length = 1.2713 miles

Clerk of Course :		Timekeeper :
-------------------	--	--------------

SEAT Cupra Championship

QUALIFYING - ROUND 16 - CLASSIFICATION

POS	NO	CL	NAME	NAT	ENTRY	TIME	ON	LAPS	GAP	DIFF	MPH
1	1		Jonathan ADAM		Total Control Racing	53.798	4	6			85.06
2	25		Robert LAWSON		Bardon / JHR	54.410	5	7	0.612	0.612	84.11
3	34		Martin BYFORD		AB Glass / Z Speed Racing	54.702	8	9	0.904	0.292	83.66
4	7		Daniel WELCH		Marriott / Welch Motorsport	54.871	6	13	1.073	0.169	83.40
5	2		Carl BREEZE		Blue Chip / Welch Motorsport	54.892	10	15	1.094	0.021	83.37
6	42		David GREEN		Daniels Motorsport	55.080	7	10	1.282	0.188	83.08
7	11		Jeremy GUMBLEY		Million Pixel Driver.com / Welch Motorsp	55.113	13	16	1.315	0.033	83.03
8	32		Daniel ROWBOTTOM		DRM M-sport	55.307	10	16	1.509	0.194	82.74
9	44		Freddy NORDSTROM		PlumberTraining.com / Advent Motorsport	55.349	7	14	1.551	0.042	82.68
10	9		Jamie ACKERS		Total Control Racing	55.365	12	13	1.567	0.016	82.66
11	3		Andrew HERRON		Brian Herron Plant / JHR	55.386	5	8	1.588	0.021	82.63
12	8		James APPLEBY		Hardinge Machine Tools	55.622	10	12	1.824	0.236	82.27
13	12		Steve MITCHELL		J P Motorsport	55.849	7	17	2.051	0.227	81.94

Weather / Track : Sunny / Dry

These results are provisional until the conclusion of any judicial and technical matters.

Knockhill
 Circuit Length = 1.2713 miles
 Start: 15:17 End: 15:38

Clerk of Course :

Timekeeper :

SEAT Cupra Championship

QUALIFYING - ROUND 16 - SECTOR ANALYSIS

1	Jonathan ADAM Total Control Racing												
1 -	Out	29.438	70.1	20.273	79.0	1:15.499	4 -	17.300	20.459	108.8	16.039	96.8	53.798
2 -	20.951	25.020	82.4	In		1:09.878 P	5 -	17.414	20.491	109.8	16.132	96.6	54.037
3 -	Out	26.548	81.3	17.418	96.3	3:01.332	6 -	19.006	22.171	106.2	In		1:01.813 P
2	Carl BREEZE Blue Chip / Welch Motorsport												
1 -	18.103	21.218	108.6	16.348	95.6	55.669	9 -	Out	24.825	103.4	17.952	96.1	3:45.231
2 -	17.951	21.237	109.7	In		57.169 P	10 -	17.591	21.008	108.6	16.293	95.2	54.892
3 -	Out	27.222	71.6	20.095	95.6	3:01.466	11 -	17.654	21.172	107.7	16.402	94.9	55.228
4 -	17.653	21.031	109.5	16.215	94.8	54.899	12 -	17.713	21.151	108.9	16.795	93.1	55.659
5 -	17.664	21.014	108.4	16.275	94.8	54.953	13 -	19.445	23.825	73.7	19.874	96.0	1:03.144
6 -	17.710	21.240	107.4	17.927	94.8	56.877	14 -	17.639	21.234	108.6	16.485	94.9	55.358
7 -	17.647	21.093	107.9	16.543	94.5	55.283	15 -	20.609	24.407	93.6	In		1:06.601 P
8 -	18.328	22.574	88.5	In		1:02.135 P							
3	Andrew HERRON Brian Herron Plant / JHR												
1 -	Out	32.252	60.1	21.541	77.5	1:19.517	5 -	17.736	20.986	106.4	16.664	91.9	55.386
2 -	22.593	27.201	83.7	17.311	92.4	1:07.105	6 -	17.772	21.076	105.5	16.654	91.7	55.502
3 -	17.935	21.023	107.2	In		1:49.441 P	7 -	17.703	21.147	105.0	16.732	91.6	55.582
4 -	Out	23.416	104.4	17.086	92.3	4:28.376	8 -	22.286	25.531	97.8	In		1:08.162 P
7	Daniel WELCH Marriott / Welch Motorsport												
1 -	Out	26.432	97.8	17.228	94.8	1:05.387	8 -	17.619	21.134	107.2	16.550	94.0	55.303
2 -	18.016	21.053	109.1	16.376	94.7	55.445	9 -	19.968	22.442	103.7	In		1:03.231 P
3 -	17.769	20.871	108.8	16.375	94.5	55.015	10 -	Out	23.289	64.4	23.586	96.3	2:57.845
4 -	17.743	21.203	105.7	In		58.822 P	11 -	17.618	21.007	108.2	16.429	94.7	55.054
5 -	Out	22.172	107.5	16.700	95.6	2:37.392	12 -	17.657	20.944	107.7	16.760	93.1	55.361
6 -	17.617	20.900	108.4	16.354	94.4	54.871	13 -	17.663	21.038	108.2	In		57.497 P
7 -	17.616	21.015	107.2	16.347	94.4	54.978							
8	James APPLEBY Hardinge Machine Tools												
1 -	Out	26.876	78.2	19.153	85.2	1:05.928	7 -	19.711	25.830	92.1	In		1:07.680 P
2 -	20.276	25.311	81.8	19.679	79.2	1:05.266	8 -	Out	23.870	102.1	16.860	92.8	3:07.105
3 -	21.197	25.386	88.1	18.735	93.3	1:05.318	9 -	17.874	21.247	104.4	16.801	92.7	55.922
4 -	17.790	21.461	106.2	16.636	93.3	55.887	10 -	17.781	21.193	106.2	16.648	93.3	55.622
5 -	17.809	21.204	106.5	16.758	93.1	55.771	11 -	17.964	21.404	106.2	16.678	92.6	56.046
6 -	17.859	21.387	106.7	16.751	92.9	55.997	12 -	17.997	22.739	77.5	In		1:00.919 P
9	Jamie ACKERS Total Control Racing												
1 -	Out	26.933	84.3	20.041	74.8	1:09.104	8 -	17.830	21.501	106.5	16.686	93.9	56.017
2 -	22.628	25.154	90.6	18.895	87.3	1:06.677	9 -	20.471	24.398	102.6	In		1:06.393 P
3 -	21.492	25.439	89.8	18.009	90.4	1:04.940	10 -	Out	23.983	104.5	17.061	94.5	4:04.137
4 -	21.745	24.958	90.2	In		1:10.705 P	11 -	17.988	21.272	107.5	16.580	93.7	55.840
5 -	Out	24.938	104.2	17.257	94.1	3:06.364	12 -	17.840	21.053	108.1	16.472	94.4	55.365
6 -	17.863	23.950	80.4	18.255	93.2	1:00.068	13 -	20.360	24.729	95.1	In		1:08.292 P
7 -	18.264	21.213	107.7	16.530	93.6	56.007							
11	Jeremy GUMBLEY Million Pixel Driver.com / Welch Motorsp												
1 -	Out	30.354	59.1	18.978	94.0	1:09.218	9 -	17.759	21.472	106.7	16.468	94.4	55.699
2 -	18.227	21.885	108.4	16.484	94.5	56.596	10 -	17.703	21.044	108.2	16.375	94.7	55.122
3 -	17.737	21.119	106.9	16.329	94.7	55.185	11 -	18.559	21.868	105.8	In		1:00.142 P
4 -	18.870	24.165	82.8	19.161	94.9	1:02.196	12 -	Out	21.893	106.5	16.582	94.7	2:51.973
5 -	17.744	21.256	106.2	16.427	94.0	55.427	13 -	17.652	21.067	107.7	16.394	94.7	55.113
6 -	18.151	21.505	107.5	In		57.913 P	14 -	17.912	21.870	103.6	16.608	94.3	56.390
7 -	Out	22.120	106.0	16.562	93.9	3:02.466	15 -	17.836	21.415	106.7	16.452	94.4	55.703
8 -	17.685	21.198	106.9	16.251	94.7	55.134	16 -	17.878	21.578	105.7	In		1:01.459 P
12	Steve MITCHELL J P Motorsport												
1 -	Out	29.232	67.8	20.562	76.9	1:12.697	10 -	Out	21.460	109.3	16.658	94.7	2:48.218
2 -	23.147	27.730	81.0	In		1:12.206 P	11 -	18.067	22.143	102.6	17.082	95.7	57.292
3 -	Out	23.763	104.0	17.334	95.7	3:00.123	12 -	17.958	21.529	108.6	16.674	95.1	56.161
4 -	18.529	22.340	99.1	19.299	92.4	1:00.168	13 -	19.840	23.729	105.2	16.788	95.9	1:00.357
5 -	19.225	21.831	108.8	16.778	94.5	57.834	14 -	18.218	20.991	108.6	16.737	94.5	55.946

Knockhill
Circuit Length = 1.2713 miles
Start: 15:17 End: 15:38

Weather / Track : Sunny / Dry

SEAT Cupra Championship

QUALIFYING - ROUND 16 - SECTOR ANALYSIS

6 -	18.447	21.341	109.1	16.427	94.7	56.215	15 -	18.065	21.274	108.9	16.882	94.1	56.221
7 -	18.203	21.304	108.9	16.342	94.8	55.849	16 -	19.441	22.305	106.7	17.771	93.3	59.517
8 -	18.310	21.377	107.0	16.533	94.7	56.220	17 -	18.442	26.651	88.2	In		1:06.695 P
9 -	18.613	22.164	106.7	In		59.406 P							
25	Robert LAWSON					Bardon / JHR							
1 -	Out	27.609	75.1	19.688	83.8	1:09.951	5 -	17.494	20.788	108.6	16.128	95.7	54.410
2 -	20.941	24.941	84.9	19.692	81.0	1:05.574	6 -	17.491	20.799	109.3	16.121	95.7	54.411
3 -	21.500	24.011	82.6	In		1:11.547 P	7 -	20.900	25.305	97.0	In		1:08.628 P
4 -	Out	23.148	95.7	17.056	95.5	4:57.658							
32	Daniel ROWBOTTOM					DRM M-sport							
1 -	Out	26.104	89.4	20.304	81.3	1:08.286	9 -	17.958	21.252	108.8	16.355	95.7	55.565
2 -	20.139	23.570	102.6	In		1:02.680 P	10 -	17.734	21.207	108.4	16.366	95.1	55.307
3 -	Out	23.074	104.9	16.970	93.7	3:17.226	11 -	17.882	21.411	107.7	16.349	95.5	55.642
4 -	18.445	23.903	86.0	18.474	95.7	1:00.822	12 -	17.660	21.103	108.4	16.597	95.1	55.360
5 -	18.687	21.352	108.6	16.434	95.1	56.473	13 -	17.649	21.399	108.1	16.403	95.5	55.451
6 -	17.944	21.164	108.6	16.443	94.4	55.551	14 -	18.532	22.148	108.1	In		58.729 P
7 -	17.801	21.511	106.9	In		57.587 P	15 -	Out	21.737	108.9	16.499	95.3	2:41.395
8 -	Out	25.167	56.2	17.773	95.7	1:52.573	16 -	17.838	21.664	108.6	16.405	95.2	55.907
34	Martin BYFORD					AB Glass / Z Speed Racing							
1 -	Out	28.054	70.8	20.416	84.2	1:15.747	6 -	17.742	20.869	109.3	16.116	96.1	54.727
2 -	20.908	24.643	87.3	In		1:08.925 P	7 -	22.395	31.288	59.1	20.643	95.7	1:14.326
3 -	Out	23.401	106.0	16.696	96.8	3:45.251	8 -	17.534	20.903	108.9	16.265	96.0	54.702
4 -	17.634	21.020	108.8	16.213	95.6	54.867	9 -	22.370	29.236	72.6	In		1:16.424 P
5 -	21.295	27.572	81.0	18.166	95.9	1:07.033							
42	David GREEN					Daniels Motorsport							
1 -	Out	27.902	82.4	20.407	79.3	1:10.391	6 -	17.944	20.913	108.9	16.391	94.9	55.248
2 -	21.647	26.291	75.1	21.493	71.9	1:09.431	7 -	17.827	20.791	108.8	16.462	95.1	55.080
3 -	22.112	25.582	83.4	In		1:09.332 P	8 -	18.577	22.442	108.2	16.819	95.3	57.838
4 -	Out	25.331	97.3	17.183	95.5	4:41.377	9 -	17.647	21.045	108.8	16.390	94.9	55.082
5 -	18.295	21.100	109.7	16.268	95.6	55.663	10 -	21.945	25.766	89.4	In		1:08.094 P
44	Freddy NORDSTROM					PlumberTraining.com / Advent Motorsport							
1 -	Out	23.939	104.0	16.938	94.3	1:03.104	8 -	18.012	21.104	106.5	16.536	94.3	55.652
2 -	18.541	21.293	106.2	16.699	94.7	56.533	9 -	19.772	23.010	102.0	In		1:01.766 P
3 -	18.094	21.045	107.4	16.559	94.5	55.698	10 -	Out	22.216	105.7	16.822	94.5	3:13.513
4 -	17.794	21.496	102.1	In		1:01.836 P	11 -	17.858	21.139	106.5	16.532	93.9	55.529
5 -	Out	23.105	106.5	16.771	94.1	3:32.249	12 -	17.729	21.135	106.7	16.654	94.1	55.518
6 -	18.105	21.103	107.0	16.443	93.7	55.651	13 -	17.921	21.024	106.7	16.901	94.0	55.846
7 -	17.930	20.977	106.0	16.442	94.1	55.349	14 -	21.809	26.927	77.5	In		1:13.498 P

Weather / Track : Sunny / Dry

Knockhill
Circuit Length = 1.2713 miles
Start: 15:17 End: 15:38

**SEAT Cupra Championship
QUALIFYING - ROUND 16 - SPEED TRAPS**

SECTOR 1				SECTOR 2			FINISH LINE		
POS	NO	NAME	MPH	NO	NAME	MPH	NO	NAME	MPH
1				1	Jonathan ADAM	109.8	1	Jonathan ADAM	96.8
2				2	Carl BREEZE	109.7	34	Martin BYFORD	96.8
3				42	David GREEN	109.7	2	Carl BREEZE	96.3
4				12	Steve MITCHELL	109.3	7	Daniel WELCH	96.3
5				25	Robert LAWSON	109.3	12	Steve MITCHELL	95.9
6				34	Martin BYFORD	109.3	25	Robert LAWSON	95.7
7				7	Daniel WELCH	109.1	32	Daniel ROWBOTTOM	95.7
8				32	Daniel ROWBOTTOM	108.9	42	David GREEN	95.6
9				11	Jeremy GUMBLEY	108.4	11	Jeremy GUMBLEY	94.9
10				9	Jamie ACKERS	108.1	44	Freddy NORDSTROM	94.7
11				44	Freddy NORDSTROM	107.4	9	Jamie ACKERS	94.5
12				3	Andrew HERRON	107.2	8	James APPLEBY	93.3
13				8	James APPLEBY	106.7	3	Andrew HERRON	92.4


SEAT Cupra Championship

QUALIFYING - ROUND 16 - BEST SECTOR TIMES

SECTOR 1			SECTOR 2			SECTOR 3			IDEAL / BEST COMPARISON								
POS	NO	NAME	TIME	NO	NAME	TIME	NO	NAME	TIME	POS	NO	NAME	IDEAL	BEST	DIFF		
1	1	ADAM	17.300	1	ADAM	20.459	1	ADAM	16.039	1	1	ADAM	53.798	53.798	0.000		
2	25	LAWSON	17.491	25	LAWSON	20.788	34	BYFORD	16.116	2	25	LAWSON	54.400	54.410	0.010		
3	34	BYFORD	17.534	42	GREEN	20.791	25	LAWSON	16.121	3	34	BYFORD	54.519	54.702	0.183		
4	2	BREEZE	17.591	34	BYFORD	20.869	2	BREEZE	16.215	4	42	GREEN	54.706	55.080	0.374		
5	7	WELCH	17.616	7	WELCH	20.871	11	GUMBLEY	16.251	5	2	BREEZE	54.814	54.892	0.078		
6	42	GREEN	17.647	44	NORDSTROM	20.977	42	GREEN	16.268	6	7	WELCH	54.834	54.871	0.037		
7	32	ROWBOTTOM	17.649	3	HERRON	20.986	12	MITCHELL	16.342	7	11	GUMBLEY	54.947	55.113	0.166		
8	11	GUMBLEY	17.652	12	MITCHELL	20.991	7	WELCH	16.347	8	32	ROWBOTTOM	55.101	55.307	0.206		
9	3	HERRON	17.703	2	BREEZE	21.008	32	ROWBOTTOM	16.349	9	44	NORDSTROM	55.148	55.349	0.201		
10	44	NORDSTROM	17.729	11	GUMBLEY	21.044	44	NORDSTROM	16.442	10	12	MITCHELL	55.291	55.849	0.558		
11	8	APPLEBY	17.781	9	ACKERS	21.053	9	ACKERS	16.472	11	3	HERRON	55.343	55.386	0.043		
12	9	ACKERS	17.830	32	ROWBOTTOM	21.103	8	APPLEBY	16.636	12	9	ACKERS	55.355	55.365	0.010		
13	12	MITCHELL	17.958	8	APPLEBY	21.193	3	HERRON	16.654	13	8	APPLEBY	55.610	55.622	0.012		
													Perfect Lap		53.798		

SEAT Cupra Championship

ROUND 16 - GRID

ROW 7	55.849 12 Steve MITCHELL	55.622 8 James APPLEBY
ROW 6	55.386 3 Andrew HERRON	55.365 9 Jamie ACKERS
ROW 5	55.349 44 Freddy NORDSTROM	55.307 32 Daniel ROWBOTTOM
ROW 4	55.113 11 Jeremy GUMBLEY	55.080 42 David GREEN
ROW 3	54.892 2 Carl BREEZE	54.871 7 Daniel WELCH
ROW 2	54.702 34 Martin BYFORD	54.410 25 Robert LAWSON
ROW 1	53.798 1 Jonathan ADAM	
Pole		
		

Knockhill
Circuit Length = 1.2713 miles

Clerk of Course :

Timekeeper :

SEAT Cupra Championship

ROUND 15 - CLASSIFICATION

POS	NO	CL	NAME	NAT	ENTRY	LAPS	TIME	GAP	DIFF	MPH	BEST	ON
1	1		Jonathan ADAM		Total Control Racing	22	20:11.724			83.09	54.133	2
2	25		Robert LAWSON		Bardon / JHR	22	20:23.072	11.348	11.348	82.32	54.703	3
3	34		Martin BYFORD		AB Glass / Z Speed Racing	22	20:25.939	14.215	2.867	82.12	54.587	4
4	7		Daniel WELCH		Marriott / Welch Motorsport	22	20:28.302	16.578	2.363	81.97	54.657	3
5	2		Carl BREEZE		Blue Chip / Welch Motorsport	22	20:33.095	21.371	4.793	81.65	55.138	4
6	42		David GREEN		Daniels Motorsport	22	20:34.017	22.293	0.922	81.59	54.642	3
7	11		Jeremy GUMBLEY		Million Pixel Driver.com / Welch Motorsp	22	20:36.042	24.318	2.025	81.45	55.274	6
8	8		James APPLEBY		Hardinge Machine Tools	22	20:37.181	25.457	1.139	81.38	55.154	2
9	44		Freddy NORDSTROM		PlumberTraining.com / Advent Motorsport	22	20:39.430	27.706	2.249	81.23	54.885	4
10	3		Andrew HERRON		Brian Herron Plant / JHR	22	20:45.409	33.685	5.979	80.84	55.437	3
11	9		Jamie ACKERS		Total Control Racing	22	20:46.559	34.835	1.150	80.76	55.636	3
12	12		Steve MITCHELL		J P Motorsport	22	20:57.429	45.705	10.870	80.07	55.695	4

NOT CLASSIFIED

DNF	32		Daniel ROWBOTTOM		DRM M-sport	12	11:14.217	10 laps	10 laps	81.45	55.192	3
-----	----	--	-------------------------	--	-------------	----	-----------	----------------	---------	-------	--------	---

FASTEST LAP

	1		Jonathan ADAM		Total Control Racing	2	54.133		84.54 mph		136.05 kph	
--	---	--	----------------------	--	----------------------	---	--------	--	-----------	--	------------	--

Weather / Track : Cloudy / Dry

These results are provisional until the conclusion of any judicial and technical matters.

Knockhill
Circuit Length = 1.2713 miles
Start: 10:23 End: 10:44

Clerk of Course :		Timekeeper :
-------------------	--	--------------

SEAT Cupra Championship

ROUND 15 - SECTOR ANALYSIS

1		Jonathan ADAM				Total Control Racing							
1 -		20.894	109.5	16.119	96.3	57.382	12 -	17.581	20.989	107.9	16.403	95.7	54.973
2 -	17.559	20.605	109.8	15.969	96.4	54.133	13 -	17.625	20.933	108.1	16.414	95.9	54.972
3 -	17.480	20.677	108.1	16.178	95.3	54.335	14 -	17.671	20.993	108.1	16.563	95.3	55.227
4 -	17.611	20.679	109.1	16.059	95.7	54.349	15 -	17.728	21.338	108.1	16.377	95.6	55.443
5 -	17.469	20.701	108.4	16.338	95.3	54.508	16 -	17.792	21.134	107.4	16.410	95.6	55.336
6 -	17.582	20.933	107.7	16.422	94.1	54.937	17 -	17.683	20.978	107.7	16.364	95.6	55.025
7 -	17.627	20.938	108.1	16.429	95.2	54.994	18 -	17.688	20.987	107.7	16.443	95.5	55.118
8 -	17.616	20.983	108.2	16.264	95.6	54.863	19 -	17.700	20.972	107.9	16.380	95.6	55.052
9 -	17.570	20.979	108.2	16.320	95.3	54.869	20 -	17.761	20.960	108.4	16.528	95.5	55.249
10 -	17.690	20.948	107.9	16.559	94.5	55.197	21 -	17.721	21.010	108.4	16.574	96.3	55.305
11 -	17.651	20.926	108.2	16.357	96.0	54.934	22 -	17.912	21.140	107.7	16.471	95.5	55.523
2		Carl BREEZE				Blue Chip / Welch Motorsport							
1 -		21.266	109.8	16.407	96.1	1:01.591	12 -	17.901	21.497	107.0	16.628	94.4	56.026
2 -	17.941	21.007	109.1	16.314	96.0	55.262	13 -	17.878	21.887	105.7	16.659	94.1	56.424
3 -	17.805	21.020	108.6	16.346	95.3	55.171	14 -	17.969	21.606	107.2	16.631	94.3	56.206
4 -	17.804	21.035	108.2	16.299	95.6	55.138	15 -	18.007	21.548	107.4	16.558	94.5	56.113
5 -	17.680	21.183	108.2	16.359	95.2	55.222	16 -	17.931	21.489	106.9	16.642	94.4	56.062
6 -	17.710	21.172	108.2	16.414	94.9	55.296	17 -	18.019	21.573	107.0	16.687	94.0	56.279
7 -	17.810	21.253	108.1	16.489	94.8	55.552	18 -	17.895	21.447	107.0	16.567	94.5	55.909
8 -	17.807	21.268	108.4	16.472	94.7	55.547	19 -	17.920	21.433	107.5	16.571	94.3	55.924
9 -	17.838	21.401	108.2	16.453	94.7	55.692	20 -	17.964	21.475	107.4	16.569	94.4	56.008
10 -	17.971	21.252	108.1	16.491	94.7	55.714	21 -	17.990	21.453	107.7	16.631	94.4	56.074
11 -	17.837	21.294	107.9	16.573	94.7	55.704	22 -	18.084	21.472	107.7	16.625	94.3	56.181
3		Andrew HERRON				Brian Herron Plant / JHR							
1 -		21.767	107.2	16.643	94.3	1:04.755	12 -	17.916	21.376	105.5	16.901	92.8	56.193
2 -	18.378	22.153	103.1	16.596	93.6	57.127	13 -	17.897	21.971	103.4	16.853	92.6	56.721
3 -	17.779	21.105	106.2	16.553	93.6	55.437	14 -	17.990	21.470	105.2	16.964	92.7	56.424
4 -	17.725	21.260	105.8	16.666	92.9	55.651	15 -	17.936	21.637	105.2	16.811	92.7	56.384
5 -	17.758	21.616	105.0	16.636	92.4	56.010	16 -	17.939	21.554	105.0	16.904	92.4	56.397
6 -	17.760	21.498	104.5	16.681	92.1	55.939	17 -	17.895	21.539	105.0	16.879	92.8	56.313
7 -	18.005	21.506	105.0	16.711	92.4	56.222	18 -	17.926	21.500	105.2	16.752	92.7	56.178
8 -	17.982	21.412	105.2	16.728	92.6	56.122	19 -	17.947	21.213	105.4	16.818	92.8	55.978
9 -	17.894	21.478	104.9	16.721	92.6	56.093	20 -	17.955	21.530	105.4	16.754	93.1	56.239
10 -	18.009	21.428	104.9	16.817	92.6	56.254	21 -	17.910	21.451	105.4	16.915	92.7	56.276
11 -	17.974	21.718	104.9	16.828	92.7	56.520	22 -	17.977	21.466	105.5	16.733	92.7	56.176
7		Daniel WELCH				Marriott / Welch Motorsport							
1 -		21.232	107.9	16.533	94.9	59.867	12 -	17.743	21.474	107.5	16.635	94.7	55.852
2 -	17.958	20.855	109.1	16.223	95.6	55.036	13 -	17.724	21.601	107.2	16.613	94.5	55.938
3 -	17.608	20.818	108.6	16.231	95.5	54.657	14 -	17.790	21.298	107.7	16.579	95.1	55.667
4 -	17.714	20.826	105.7	16.417	94.9	54.957	15 -	17.752	21.505	107.2	16.590	94.8	55.847
5 -	17.908	21.077	107.9	16.434	94.7	55.419	16 -	17.784	21.513	107.2	16.662	94.5	55.959
6 -	17.685	20.989	108.1	16.657	94.1	55.331	17 -	17.763	21.141	107.5	16.663	94.7	55.567
7 -	17.707	20.974	107.5	16.367	94.7	55.048	18 -	17.767	21.391	107.2	16.592	94.8	55.750
8 -	17.681	21.092	108.2	16.448	94.8	55.221	19 -	17.713	21.329	107.5	16.600	94.8	55.642
9 -	17.745	22.085	104.7	16.854	94.4	56.684	20 -	17.810	21.428	107.5	16.655	95.1	55.893
10 -	18.250	21.221	108.1	16.530	95.1	56.001	21 -	17.829	21.435	107.7	16.700	94.9	55.964
11 -	17.812	21.476	107.7	16.673	94.8	55.961	22 -	17.838	21.565	108.1	16.638	94.5	56.041
8		James APPLEBY				Hardinge Machine Tools							
1 -		21.569	108.1	16.641	94.5	1:02.313	12 -	17.747	21.057	106.7	16.814	93.9	55.618
2 -	17.879	20.892	108.1	16.383	95.2	55.154	13 -	17.948	21.796	106.0	16.628	93.7	56.372
3 -	17.754	20.981	107.7	16.494	94.0	55.229	14 -	17.688	21.404	106.2	16.693	93.7	55.785
4 -	17.751	20.951	107.5	16.624	94.3	55.326	15 -	17.832	21.370	105.8	16.618	94.1	55.820
5 -	17.636	21.156	107.0	16.725	93.7	55.517	16 -	17.918	21.223	106.4	16.797	93.6	55.938
6 -	17.742	21.311	105.5	16.774	92.9	55.827	17 -	17.867	21.332	106.2	16.873	93.5	56.072
7 -	17.847	21.305	105.8	17.021	90.9	56.173	18 -	17.870	21.367	105.7	16.881	93.6	56.118
8 -	18.361	23.354	105.0	16.569	94.0	58.284	19 -	17.868	21.816	104.9	16.883	93.6	56.567
9 -	17.785	21.207	106.9	16.568	93.6	55.560	20 -	17.751	21.382	106.2	16.790	93.9	55.923
10 -	17.757	21.159	106.4	16.736	93.5	55.652	21 -	17.819	21.363	106.7	16.782	93.7	55.964
11 -	17.817	21.368	105.5	16.736	94.0	55.921	22 -	17.943	21.317	106.9	16.788	92.9	56.048

Knockhill
Circuit Length = 1.2713 miles
Start: 10:23 End: 10:44

Weather / Track : Cloudy / Dry

SEAT Cupra Championship

ROUND 15 - SECTOR ANALYSIS

9		Jamie ACKERS				Total Control Racing							
1 -		21.456	108.2	16.738	95.5	1:04.298	12 -	17.836	21.580	106.9	16.700	94.9	56.116
2 -	18.644	22.397	103.9	16.725	95.6	57.766	13 -	17.930	21.861	105.0	16.983	94.0	56.774
3 -	17.949	21.211	107.9	16.476	95.9	55.636	14 -	18.113	21.430	106.5	16.781	94.9	56.324
4 -	17.856	21.307	107.5	16.525	95.6	55.688	15 -	17.871	21.953	106.7	16.693	95.3	56.517
5 -	17.932	21.498	106.4	17.478	93.3	56.908	16 -	17.969	21.396	106.4	16.788	94.9	56.153
6 -	19.046	21.650	106.4	16.513	94.9	57.209	17 -	17.819	21.547	106.2	16.792	95.2	56.158
7 -	17.791	21.628	106.0	16.477	95.1	55.896	18 -	17.755	21.504	105.8	16.805	94.8	56.064
8 -	17.854	21.340	107.0	16.806	93.9	56.000	19 -	17.864	21.373	106.0	16.938	94.5	56.175
9 -	17.897	21.603	106.5	16.694	95.2	56.194	20 -	17.810	21.550	105.8	16.787	94.9	56.147
10 -	17.828	21.402	106.7	16.574	95.1	55.804	21 -	17.818	21.575	105.5	17.074	94.5	56.467
11 -	17.796	21.452	106.9	16.709	94.9	55.957	22 -	17.752	21.695	106.0	16.861	94.3	56.308
11		Jeremy GUMBLEY				Million Pixel Driver.com / Welch Motorsp							
1 -		21.908	107.5	16.482	96.4	1:02.713	12 -	17.844	21.388	107.0	16.502	94.9	55.734
2 -	18.035	21.216	108.2	16.223	96.3	55.474	13 -	17.831	22.291	107.4	16.580	94.1	56.702
3 -	17.833	21.036	107.7	16.487	95.6	55.356	14 -	17.866	21.406	106.2	16.806	94.4	56.078
4 -	17.778	21.064	107.5	16.550	95.1	55.392	15 -	17.892	21.280	106.0	16.607	95.2	55.779
5 -	17.748	21.215	108.1	16.493	94.8	55.456	16 -	17.780	21.341	106.0	16.666	94.9	55.787
6 -	17.757	21.030	108.2	16.487	94.9	55.274	17 -	17.801	21.278	106.2	16.754	94.9	55.833
7 -	17.928	21.317	107.5	16.618	93.5	55.863	18 -	17.775	21.540	106.9	16.956	94.5	56.271
8 -	18.880	22.077	107.4	16.551	94.3	57.508	19 -	17.871	21.360	107.0	16.705	95.1	55.936
9 -	17.744	21.292	106.7	16.427	94.9	55.463	20 -	17.816	21.376	106.9	16.788	95.3	55.980
10 -	17.758	21.213	107.2	16.558	95.1	55.529	21 -	17.978	21.340	107.4	16.932	94.3	56.250
11 -	17.749	21.355	106.0	16.504	94.8	55.608	22 -	17.911	21.490	107.2	16.655	94.5	56.056
12		Steve MITCHELL				J P Motorsport							
1 -		21.466	109.3	16.619	95.2	1:03.823	12 -	18.284	21.378	108.1	16.801	93.3	56.463
2 -	18.453	22.353	105.8	16.465	95.3	57.271	13 -	18.397	23.229	84.1	18.947	92.1	1:00.573
3 -	17.993	21.205	108.6	16.534	94.9	55.732	14 -	18.481	21.647	108.4	16.611	94.0	56.739
4 -	17.663	21.230	109.3	16.802	93.1	55.695	15 -	18.082	21.085	107.7	16.946	94.4	56.113
5 -	17.972	22.311	100.9	17.384	91.9	57.667	16 -	18.100	21.390	106.0	16.935	94.3	56.425
6 -	19.531	21.522	108.9	17.000	93.1	58.053	17 -	19.607	22.635	106.0	16.933	93.6	59.175
7 -	18.167	21.411	108.1	16.581	95.9	56.159	18 -	18.105	21.120	107.9	16.707	94.5	55.932
8 -	17.753	21.269	108.2	16.895	94.7	55.917	19 -	18.105	21.257	106.9	16.927	93.7	56.289
9 -	18.199	21.685	108.1	17.001	93.1	56.885	20 -	18.163	21.188	108.2	16.727	96.1	56.078
10 -	18.310	22.036	108.2	16.604	95.9	56.950	21 -	18.066	21.204	107.4	16.855	94.3	56.125
11 -	18.083	21.573	107.9	16.690	95.7	56.346	22 -	18.386	21.726	107.9	16.907	94.0	57.019
25		Robert LAWSON				Bardon / JHR							
1 -		21.174	110.7	16.451	95.7	59.979	12 -	17.662	21.073	108.6	16.418	96.0	55.153
2 -	18.226	20.874	110.4	16.115	97.3	55.215	13 -	17.815	21.116	108.6	16.513	95.7	55.444
3 -	17.688	20.786	109.1	16.229	96.4	54.703	14 -	17.733	21.312	108.1	16.527	96.0	55.572
4 -	17.676	20.719	108.6	16.396	94.9	54.791	15 -	17.884	21.248	108.8	16.437	95.7	55.569
5 -	18.019	21.359	109.1	16.543	94.9	55.921	16 -	17.856	21.169	107.9	16.347	96.0	55.372
6 -	17.678	21.032	109.1	16.317	95.9	55.027	17 -	17.788	21.079	107.9	16.487	95.7	55.354
7 -	17.697	21.076	108.8	16.362	95.7	55.135	18 -	17.700	21.310	108.1	16.431	95.7	55.441
8 -	17.718	21.137	108.2	16.320	95.5	55.175	19 -	17.895	21.061	108.4	16.595	95.7	55.551
9 -	17.716	21.416	106.4	16.552	94.7	55.684	20 -	17.880	21.589	107.5	16.525	94.8	55.994
10 -	17.644	20.964	108.1	16.396	95.1	55.004	21 -	17.864	21.241	108.4	16.582	95.5	55.687
11 -	17.774	21.046	107.9	16.448	95.9	55.268	22 -	18.046	21.291	108.4	16.696	94.0	56.033
32		Daniel ROWBOTTOM				DRM M-sport							
1 -		21.903	109.7	16.766	97.1	1:03.200	7 -	17.864	21.296	108.4	16.374	96.1	55.534
2 -	17.987	21.014	110.0	16.382	95.9	55.383	8 -	18.247	21.760	108.6	16.452	95.3	56.459
3 -	17.842	20.925	109.7	16.425	96.3	55.192	9 -	17.767	21.456	108.4	16.327	95.6	55.550
4 -	17.813	21.123	108.9	16.452	96.1	55.388	10 -	17.729	21.181	108.1	16.410	95.3	55.320
5 -	17.807	21.258	108.6	16.481	95.5	55.546	11 -	17.624	21.275	108.1	16.430	95.6	55.329
6 -	17.872	21.328	108.9	16.304	95.3	55.504	12 -	17.719	21.598	107.0	16.495	95.7	55.812
34		Martin BYFORD				AB Glass / Z Speed Racing							
1 -		21.445	109.1	16.266	97.0	1:00.371	12 -	17.810	21.270	107.5	16.349	95.9	55.429
2 -	18.022	21.124	109.5	16.181	96.8	55.327	13 -	17.752	21.459	107.7	16.396	95.7	55.607
3 -	17.631	20.950	108.4	16.162	96.7	54.743	14 -	17.791	21.365	107.4	16.491	95.9	55.647

Knockhill
Circuit Length = 1.2713 miles
Start: 10:23 End: 10:44

Weather / Track : Cloudy / Dry

SEAT Cupra Championship

ROUND 15 - SECTOR ANALYSIS

4 -	17.584	20.881	108.2	16.122	95.7	54.587	15 -	17.719	21.333	107.4	16.449	96.0	55.501											
5 -	17.937	21.373	107.9	16.641	94.9	55.951	16 -	17.786	21.214	107.7	16.437	95.9	55.437											
6 -	17.774	20.946	108.6	16.542	95.3	55.262	17 -	17.787	21.343	107.2	16.506	95.3	55.636											
7 -	17.624	21.000	108.2	16.284	95.6	54.908	18 -	17.814	21.318	107.9	16.652	95.6	55.784											
8 -	17.724	21.180	108.1	16.327	95.3	55.231	19 -	17.845	21.415	108.1	16.566	95.5	55.826											
9 -	17.730	21.581	107.5	16.500	92.6	55.811	20 -	17.862	21.370	108.1	16.506	95.3	55.738											
10 -	18.095	21.209	107.7	16.464	95.2	55.768	21 -	17.807	21.482	107.7	16.813	94.3	56.102											
11 -	17.527	21.069	107.7	16.417	94.9	55.013	22 -	18.042	21.590	108.2	16.628	95.6	56.260											
42	David GREEN												Daniels Motorsport											
1 -		21.155	109.1	16.390	96.1	1:01.244	12 -	17.969	21.405	107.2	16.510	95.9	55.884											
2 -	17.739	21.023	107.9	16.537	95.6	55.299	13 -	18.163	22.434	107.4	16.943	95.3	57.540											
3 -	17.710	20.650	109.7	16.282	96.4	54.642	14 -	18.129	21.463	108.4	16.862	94.5	56.454											
4 -	17.703	20.721	109.1	16.526	94.9	54.950	15 -	18.070	21.558	107.5	16.610	96.0	56.238											
5 -	17.746	21.003	107.9	16.503	95.5	55.252	16 -	17.947	21.371	107.9	16.733	95.3	56.051											
6 -	17.840	20.967	108.1	16.572	95.3	55.379	17 -	18.025	21.025	108.2	16.780	95.2	55.830											
7 -	17.760	21.331	107.2	16.598	95.1	55.689	18 -	18.034	21.296	107.7	16.739	94.3	56.069											
8 -	17.822	21.060	107.9	16.546	95.3	55.428	19 -	18.078	21.183	108.1	16.685	95.1	55.946											
9 -	17.746	21.321	107.2	16.683	94.4	55.750	20 -	17.963	21.370	107.7	16.828	93.6	56.161											
10 -	17.990	21.433	106.0	16.563	95.2	55.986	21 -	18.026	21.369	107.5	16.694	95.3	56.089											
11 -	17.853	21.208	108.1	16.777	95.2	55.838	22 -	18.105	21.497	107.7	16.696	94.9	56.298											
44	Freddy NORDSTROM												PlumberTraining.com / Advent Motorsport											
1 -		21.664	107.9	17.015	94.5	1:03.715	12 -	17.783	21.376	105.7	16.823	94.1	55.982											
2 -	18.855	21.663	106.4	16.454	94.8	56.972	13 -	17.877	21.318	105.5	16.922	93.6	56.117											
3 -	17.838	20.869	107.9	16.380	94.8	55.087	14 -	17.939	21.260	106.2	16.754	94.7	55.953											
4 -	17.697	20.867	107.5	16.321	95.1	54.885	15 -	17.923	21.206	106.7	16.604	94.4	55.733											
5 -	17.744	21.063	107.2	16.622	94.3	55.429	16 -	17.898	21.491	106.9	16.844	93.6	56.233											
6 -	17.921	21.145	107.2	16.411	94.4	55.477	17 -	17.841	21.417	105.8	16.813	94.3	56.071											
7 -	17.843	21.149	104.9	16.630	93.6	55.622	18 -	17.807	21.181	106.2	16.740	94.1	55.728											
8 -	17.984	22.284	104.5	16.741	94.3	57.009	19 -	17.995	21.161	106.9	16.999	93.7	56.155											
9 -	17.845	21.266	105.7	16.778	93.2	55.889	20 -	17.862	21.301	106.5	17.071	93.6	56.234											
10 -	17.958	21.531	105.8	16.640	94.4	56.129	21 -	18.014	21.538	106.2	16.870	94.0	56.422											
11 -	18.040	21.161	106.7	16.710	94.1	55.911	22 -	18.098	21.468	106.9	17.111	92.9	56.677											

SEAT Cupra Championship

ROUND 15 - SPEED TRAPS

SECTOR 1				SECTOR 2			FINISH LINE		
POS	NO	NAME	MPH	NO	NAME	MPH	NO	NAME	MPH
1				25	Robert LAWSON	110.7	25	Robert LAWSON	97.3
2				32	Daniel ROWBOTTOM	110.0	32	Daniel ROWBOTTOM	97.1
3				1	Jonathan ADAM	109.8	34	Martin BYFORD	97.0
4				2	Carl BREEZE	109.8	1	Jonathan ADAM	96.4
5				42	David GREEN	109.7	11	Jeremy GUMBLEY	96.4
6				34	Martin BYFORD	109.5	42	David GREEN	96.4
7				12	Steve MITCHELL	109.3	2	Carl BREEZE	96.1
8				7	Daniel WELCH	109.1	12	Steve MITCHELL	96.1
9				9	Jamie ACKERS	108.2	9	Jamie ACKERS	95.9
10				11	Jeremy GUMBLEY	108.2	7	Daniel WELCH	95.6
11				8	James APPLEBY	108.1	8	James APPLEBY	95.2
12				44	Freddy NORDSTROM	107.9	44	Freddy NORDSTROM	95.1
13				3	Andrew HERRON	107.2	3	Andrew HERRON	94.3

Weather / Track : Cloudy / Dry

www.tsl-timing.com

Knockhill
 Circuit Length = 1.2713 miles
 Start: 10:23 End: 10:44

Printed - 10.45 Sunday, 17 August 2008

SEAT Cupra Championship

ROUND 15 - BEST SECTOR TIMES

SECTOR 1			SECTOR 2			SECTOR 3			IDEAL / BEST COMPARISON								
POS	NO	NAME	TIME	NO	NAME	TIME	NO	NAME	TIME	POS	NO	NAME	IDEAL	BEST	DIFF		
1	1	ADAM	17.469	1	ADAM	20.605	1	ADAM	15.969	1	1	ADAM	54.043	54.133	0.090		
2	34	BYFORD	17.527	42	GREEN	20.650	25	LAWSON	16.115	2	25	LAWSON	54.478	54.703	0.225		
3	7	WELCH	17.608	25	LAWSON	20.719	34	BYFORD	16.122	3	34	BYFORD	54.530	54.587	0.057		
4	32	ROWBOTTOM	17.624	7	WELCH	20.818	7	WELCH	16.223	4	42	GREEN	54.635	54.642	0.007		
5	8	APPLEBY	17.636	44	NORDSTROM	20.867	11	GUMBLEY	16.223	5	7	WELCH	54.649	54.657	0.008		
6	25	LAWSON	17.644	34	BYFORD	20.881	42	GREEN	16.282	6	32	ROWBOTTOM	54.853	55.192	0.339		
7	12	MITCHELL	17.663	8	APPLEBY	20.892	2	BREEZE	16.299	7	44	NORDSTROM	54.885	54.885	0.000		
8	2	BREEZE	17.680	32	ROWBOTTOM	20.925	32	ROWBOTTOM	16.304	8	8	APPLEBY	54.911	55.154	0.243		
9	44	NORDSTROM	17.697	2	BREEZE	21.007	44	NORDSTROM	16.321	9	2	BREEZE	54.986	55.138	0.152		
10	42	GREEN	17.703	11	GUMBLEY	21.030	8	APPLEBY	16.383	10	11	GUMBLEY	54.997	55.274	0.277		
11	3	HERRON	17.725	12	MITCHELL	21.085	12	MITCHELL	16.465	11	12	MITCHELL	55.213	55.695	0.482		
12	11	GUMBLEY	17.744	3	HERRON	21.105	9	ACKERS	16.476	12	3	HERRON	55.383	55.437	0.054		
13	9	ACKERS	17.752	9	ACKERS	21.211	3	HERRON	16.553	13	9	ACKERS	55.439	55.636	0.197		
													Perfect Lap		54.043		

SEAT Cupra Championship

ROUND 15 - LAP CHART

Lap 1			Lap 2			Lap 3			Lap 4			Lap 5		
No	Behind	Laptime	No	Behind	Laptime	No	Behind	Laptime	No	Behind	Laptime	No	Behind	Laptime
1		57.382	1		54.133	1		54.335	1		54.349	1		54.508
7	2.485	59.867	7	3.388	55.036	7	3.710	54.657	7	4.318	54.957	7	5.229	55.419
25	2.597	59.979	25	3.679	55.215	25	4.047	54.703	25	4.489	54.791	25	5.902	55.921
34	2.989	1:00.371	34	4.183	55.327	34	4.591	54.743	34	4.829	54.587	34	6.272	55.951
42	3.862	1:01.244	42	5.028	55.299	42	5.335	54.642	42	5.936	54.950	42	6.680	55.252
2	4.209	1:01.591	2	5.338	55.262	2	6.174	55.171	2	6.963	55.138	2	7.677	55.222
8	4.931	1:02.313	8	5.952	55.154	8	6.846	55.229	8	7.823	55.326	8	8.832	55.517
11	5.331	1:02.713	11	6.672	55.474	11	7.693	55.356	11	8.736	55.392	11	9.684	55.456
32	5.818	1:03.200	32	7.068	55.383	32	7.925	55.192	32	8.964	55.388	32	10.002	55.546
44	6.333	1:03.715	44	9.172	56.972	44	9.924	55.087	44	10.460	54.885	44	11.381	55.429
12	6.441	1:03.823	12	9.579	57.271	12	10.976	55.732	12	12.322	55.695	3	14.273	56.010
9	6.916	1:04.298	3	10.367	57.127	3	11.469	55.437	3	12.771	55.651	12	15.481	57.667
3	7.373	1:04.755	9	10.549	57.766	9	11.850	55.636	9	13.189	55.688	9	15.589	56.908

SEAT Cupra Championship

ROUND 15 - LAP CHART

Lap 6			Lap 7			Lap 8			Lap 9			Lap 10		
No	Behind	Laptime	No	Behind	Laptime	No	Behind	Laptime	No	Behind	Laptime	No	Behind	Laptime
1		54.937	1		54.994	1		54.863	1		54.869	1		55.197
7	5.623	55.331	7	5.677	55.048	7	6.035	55.221	25	7.260	55.684	25	7.067	55.004
25	5.992	55.027	25	6.133	55.135	25	6.445	55.175	34	7.821	55.811	34	8.392	55.768
34	6.597	55.262	34	6.511	54.908	34	6.879	55.231	7	7.850	56.684	7	8.654	56.001
42	7.122	55.379	42	7.817	55.689	42	8.382	55.428	42	9.263	55.750	42	10.052	55.986
2	8.036	55.296	2	8.594	55.552	2	9.278	55.547	2	10.101	55.692	2	10.618	55.714
8	9.722	55.827	11	10.890	55.863	32	12.705	56.459	32	13.386	55.550	32	13.509	55.320
11	10.021	55.274	8	10.901	56.173	11	13.535	57.508	11	14.129	55.463	11	14.461	55.529
32	10.569	55.504	32	11.109	55.534	8	14.322	58.284	8	15.013	55.560	8	15.468	55.652
44	11.921	55.477	44	12.549	55.622	44	14.695	57.009	44	15.715	55.889	44	16.647	56.129
3	15.275	55.939	3	16.503	56.222	3	17.762	56.122	3	18.986	56.093	3	20.043	56.254
9	17.861	57.209	9	18.763	55.896	9	19.900	56.000	9	21.225	56.194	9	21.832	55.804
12	18.597	58.053	12	19.762	56.159	12	20.816	55.917	12	22.832	56.885	12	24.585	56.950

SEAT Cupra Championship

ROUND 15 - LAP CHART

Lap 11			Lap 12			Lap 13			Lap 14			Lap 15		
No	Behind	Laptime	No	Behind	Laptime	No	Behind	Laptime	No	Behind	Laptime	No	Behind	Laptime
1		54.934	1		54.973	1		54.972	1		55.227	1		55.443
25	7.401	55.268	25	7.581	55.153	25	8.053	55.444	25	8.398	55.572	25	8.524	55.569
34	8.471	55.013	34	8.927	55.429	34	9.562	55.607	34	9.982	55.647	34	10.040	55.501
7	9.681	55.961	7	10.560	55.852	7	11.526	55.938	7	11.966	55.667	7	12.370	55.847
42	10.956	55.838	42	11.867	55.884	2	13.893	56.424	2	14.872	56.206	2	15.542	56.113
2	11.388	55.704	2	12.441	56.026	42	14.435	57.540	42	15.662	56.454	42	16.457	56.238
32	13.904	55.329	32	14.743	55.812	11	17.626	56.702	11	18.477	56.078	11	18.813	55.779
11	15.135	55.608	11	15.896	55.734	8	18.500	56.372	8	19.058	55.785	8	19.435	55.820
8	16.455	55.921	8	17.100	55.618	44	19.778	56.117	44	20.504	55.953	44	20.794	55.733
44	17.624	55.911	44	18.633	55.982	3	24.598	56.721	3	25.795	56.424	3	26.736	56.384
3	21.629	56.520	3	22.849	56.193	9	25.800	56.774	9	26.897	56.324	9	27.971	56.517
9	22.855	55.957	9	23.998	56.116	12	33.088	1:00.573	12	34.600	56.739	12	35.270	56.113
12	25.997	56.346	12	27.487	56.463									

SEAT Cupra Championship

ROUND 15 - LAP CHART

Lap 16			Lap 17			Lap 18			Lap 19			Lap 20		
No	Behind	Laptime	No	Behind	Laptime	No	Behind	Laptime	No	Behind	Laptime	No	Behind	Laptime
1		55.336	1		55.025	1		55.118	1		55.052	1		55.249
25	8.560	55.372	25	8.889	55.354	25	9.212	55.441	25	9.711	55.551	25	10.456	55.994
34	10.141	55.437	34	10.752	55.636	34	11.418	55.784	34	12.192	55.826	34	12.681	55.738
7	12.993	55.959	7	13.535	55.567	7	14.167	55.750	7	14.757	55.642	7	15.401	55.893
2	16.268	56.062	2	17.522	56.279	2	18.313	55.909	2	19.185	55.924	2	19.944	56.008
42	17.172	56.051	42	17.977	55.830	42	18.928	56.069	42	19.822	55.946	42	20.734	56.161
11	19.264	55.787	11	20.072	55.833	11	21.225	56.271	11	22.109	55.936	11	22.840	55.980
8	20.037	55.938	8	21.084	56.072	8	22.084	56.118	8	23.599	56.567	8	24.273	55.923
44	21.691	56.233	44	22.737	56.071	44	23.347	55.728	44	24.450	56.155	44	25.435	56.234
3	27.797	56.397	3	29.085	56.313	3	30.145	56.178	3	31.071	55.978	3	32.061	56.239
9	28.788	56.153	9	29.921	56.158	9	30.867	56.064	9	31.990	56.175	9	32.888	56.147
12	36.359	56.425	12	40.509	59.175	12	41.323	55.932	12	42.560	56.289	12	43.389	56.078

SEAT Cupra Championship

ROUND 15 - LAP CHART

Lap 21			Lap 22		
No	Behind	Laptime	No	Behind	Laptime
1		55.305	1		55.523
25	10.838	55.687	25	11.348	56.033
34	13.478	56.102	34	14.215	56.260
7	16.060	55.964	7	16.578	56.041
2	20.713	56.074	2	21.371	56.181
42	21.518	56.089	42	22.293	56.298
11	23.785	56.250	11	24.318	56.056
8	24.932	55.964	8	25.457	56.048
44	26.552	56.422	44	27.706	56.677
3	33.032	56.276	3	33.685	56.176
9	34.050	56.467	9	34.835	56.308
12	44.209	56.125	12	45.705	57.019

SEAT Cupra Championship

ROUND 15 - POSITION CHART

No	Name	Laps Pos																						
			1	2	3	4	5	6	7	8	9	10	11	12	13	14	15	16	17	18	19	20	21	22
1	ADAM	1	1	1	1	1	1	1	1	1	1	1	1	1	1	1	1	1	1	1	1	1	1	
7	WELCH	2	7	7	7	7	7	7	7	7	25	25	25	25	25	25	25	25	25	25	25	25	25	
25	LAWSON	3	25	25	25	25	25	25	25	25	34	34	34	34	34	34	34	34	34	34	34	34	34	
34	BYFORD	4	34	34	34	34	34	34	34	34	7	7	7	7	7	7	7	7	7	7	7	7	7	
42	GREEN	5	42	42	42	42	42	42	42	42	42	42	42	42	2	2	2	2	2	2	2	2	2	
2	BREEZE	6	2	2	2	2	2	2	2	2	2	2	2	2	42	42	42	42	42	42	42	42	42	
8	APPLEBY	7	8	8	8	8	8	8	11	32	32	32	32	32	11	11	11	11	11	11	11	11	11	
11	GUMBLEY	8	11	11	11	11	11	11	8	11	11	11	11	11	8	8	8	8	8	8	8	8	8	
32	ROWBOTTOM	9	32	32	32	32	32	32	8	8	8	8	8	8	44	44	44	44	44	44	44	44	44	
44	NORDSTROM	10	44	44	44	44	44	44	44	44	44	44	44	44	3	3	3	3	3	3	3	3	3	
12	MITCHELL	11	12	12	12	12	3	3	3	3	3	3	3	3	9	9	9	9	9	9	9	9	9	
9	ACKERS	12	9	3	3	3	12	9	9	9	9	9	9	9	12	12	12	12	12	12	12	12	12	
3	HERRON	13	3	9	9	9	9	12	12	12	12	12	12	12										

SEAT Cupra Championship

ROUND 16 - CLASSIFICATION

POS	NO	CL	NAME	NAT	ENTRY	LAPS	TIME	GAP	DIFF	MPH	BEST	ON
1	1		Jonathan ADAM		Total Control Racing	25	24:27.931			77.94	54.187	2
2	25		Robert LAWSON		Bardon / JHR	25	24:32.502	4.571	4.571	77.70	54.478	2
3	2		Carl BREEZE		Blue Chip / Welch Motorsport	25	24:42.228	14.297	9.726	77.19	54.988	2
4	34		Martin BYFORD		AB Glass / Z Speed Racing	25	24:43.015	15.084	0.787	77.14	55.216	16
5	7		Daniel WELCH		Marriott / Welch Motorsport	25	24:43.972	16.041	0.957	77.09	55.068	3
6	32		Daniel ROWBOTTOM		DRM M-sport	25	24:44.272	16.341	0.300	77.08	55.245	3
7	3		Andrew HERRON		Brian Herron Plant / JHR	25	24:44.528	16.597	0.256	77.07	55.240	16
8	11		Jeremy GUMBLEY		Million Pixel Driver.com / Welch Motorsp	25	24:46.126	18.195	1.598	76.98	54.938	6
9	44		Freddy NORDSTROM		PlumberTraining.com / Advent Motorsport	25	24:49.522	21.591	3.396	76.81	55.393	4
10	12		Steve MITCHELL		J P Motorsport	25	24:55.338	27.407	5.816	76.51	55.373	4
11	8		James APPLEBY		Hardinge Machine Tools	25	24:56.002	28.071	0.664	76.47	55.886	4

NOT CLASSIFIED

DNF	42		David GREEN		Daniels Motorsport	10	10:43.841	15 laps	15 laps	71.08	54.920	2
DNF	9		Jamie ACKERS		Total Control Racing	4	3:51.142	21 laps	6 laps	79.19	55.349	4

FASTEST LAP

1	Jonathan ADAM	Total Control Racing	2	54.187	84.45 mph	135.92 kph
---	----------------------	----------------------	---	--------	-----------	------------

Weather / Track : Cloudy / Dry

These results are provisional until the conclusion of any judicial and technical matters.

Knockhill
Circuit Length = 1.2713 miles
Start: 15:17 End: 15:42

Clerk of Course :		Timekeeper :
-------------------	--	--------------

SEAT Cupra Championship

ROUND 16 - SECTOR ANALYSIS

1 Jonathan ADAM		Total Control Racing											
1 -		20.812	108.6	16.161	95.2	57.871	14 -	17.666	20.841	108.2	16.310	95.5	54.817
2 -	17.555	20.510	108.9	16.122	95.3	54.187	15 -	17.626	20.800	107.5	16.285	95.3	54.711
3 -	17.635	20.671	107.9	16.185	95.2	54.491	16 -	17.727	20.927	108.1	16.338	95.3	54.992
4 -	17.679	20.666	108.1	16.323	94.4	54.668	17 -	17.637	20.977	107.5	16.354	95.1	54.968
5 -	17.653	20.664	108.1	16.244	95.1	54.561	18 -	17.756	21.054	107.4	16.435	94.5	55.245
6 -	17.644	20.986	107.2	17.063	82.2	55.693	19 -	17.791	21.009	108.1	16.419	95.2	55.219
7 -	26.365	33.500	67.3	23.678	62.3	1:23.543	20 -	17.781	20.896	107.7	16.409	94.9	55.086
8 -	25.911	31.865	64.7	21.780	70.9	1:19.556	21 -	17.792	21.043	107.5	16.615	94.9	55.450
9 -	24.244	29.507	72.9	20.950	65.9	1:14.701	22 -	17.755	20.954	107.7	16.502	94.4	55.211
10 -	23.728	27.970	64.2	21.282	94.4	1:12.980	23 -	17.829	20.983	107.5	16.464	94.8	55.276
11 -	17.550	20.710	107.9	16.186	96.0	54.446	24 -	17.823	21.175	107.5	16.475	95.3	55.473
12 -	17.668	20.748	108.1	16.216	95.7	54.632	25 -	17.841	21.018	107.0	16.699	93.2	55.558
13 -	17.544	20.744	108.2	16.308	94.5	54.596							
2 Carl BREEZE		Blue Chip / Welch Motorsport											
1 -		21.312	107.4	16.372	94.3	1:00.311	14 -	17.817	21.387	107.2	16.477	94.5	55.681
2 -	17.721	20.975	108.1	16.292	94.8	54.988	15 -	17.856	21.293	107.2	16.522	94.3	55.671
3 -	17.713	21.094	107.7	16.403	94.1	55.210	16 -	17.861	21.315	107.0	16.801	94.1	55.977
4 -	17.778	21.138	107.7	16.347	94.3	55.263	17 -	17.956	21.280	107.4	16.598	94.1	55.834
5 -	17.825	21.094	107.5	16.367	94.5	55.286	18 -	17.983	21.374	107.2	16.629	93.7	55.986
6 -	17.691	21.303	107.2	16.472	94.4	55.466	19 -	17.949	21.287	107.5	16.590	93.9	55.826
7 -	23.107	33.188	66.8	23.755	61.8	1:20.050	20 -	17.972	21.468	107.2	16.652	93.5	56.092
8 -	26.098	31.328	64.3	22.566	68.7	1:19.992	21 -	18.021	21.414	106.9	16.681	93.9	56.116
9 -	24.075	28.994	72.9	21.034	67.4	1:14.103	22 -	18.071	21.413	107.2	16.766	93.1	56.250
10 -	24.084	27.032	65.5	21.387	93.6	1:12.503	23 -	18.086	21.520	107.0	16.801	93.3	56.407
11 -	17.895	21.217	107.9	16.457	94.8	55.569	24 -	18.075	21.445	106.9	16.751	94.0	56.271
12 -	17.902	21.345	107.5	16.433	95.1	55.680	25 -	18.092	21.487	107.5	16.690	92.9	56.269
13 -	17.795	21.213	107.9	16.419	94.5	55.427							
3 Andrew HERRON		Brian Herron Plant / JHR											
1 -		21.290	108.6	17.141	96.0	1:03.182	14 -	17.891	21.187	107.9	16.588	95.7	55.666
2 -	17.779	21.927	106.5	16.677	96.0	56.383	15 -	17.833	21.255	108.1	16.515	95.7	55.603
3 -	17.913	21.015	108.2	16.650	95.2	55.578	16 -	17.777	20.994	108.2	16.469	96.0	55.240
4 -	17.907	20.991	108.6	16.528	95.6	55.426	17 -	17.782	21.189	108.2	16.385	95.3	55.356
5 -	17.800	20.978	108.6	16.564	96.0	55.342	18 -	17.901	21.094	108.4	16.632	94.5	55.627
6 -	17.748	21.169	108.1	17.718	72.5	56.635	19 -	18.037	21.175	108.1	16.701	96.0	55.913
7 -	22.542	32.731	64.1	23.285	65.8	1:18.558	20 -	18.070	21.504	107.9	16.643	94.3	56.217
8 -	25.900	31.724	60.0	22.910	65.5	1:20.534	21 -	18.272	21.213	108.4	16.838	93.3	56.323
9 -	23.105	28.752	72.5	22.087	65.9	1:13.944	22 -	18.309	21.640	105.8	16.684	94.5	56.633
10 -	22.870	26.090	85.3	20.767	96.8	1:09.727	23 -	17.864	21.118	108.9	16.655	94.7	55.637
11 -	18.962	21.128	108.6	16.387	96.7	56.477	24 -	17.956	21.552	107.5	16.967	94.0	56.475
12 -	17.897	21.129	108.1	16.351	95.6	55.377	25 -	17.951	21.182	107.4	16.787	95.1	55.920
13 -	18.295	21.627	107.0	16.833	94.7	56.755							
7 Daniel WELCH		Marriott / Welch Motorsport											
1 -		21.954	100.6	16.863	94.9	1:01.174	14 -	17.745	21.132	106.9	16.653	94.3	55.530
2 -	17.886	21.052	106.5	16.433	95.1	55.371	15 -	17.848	21.246	107.2	16.603	93.1	55.697
3 -	17.663	21.015	106.9	16.390	94.7	55.068	16 -	17.812	21.252	106.7	16.749	92.9	55.813
4 -	17.708	20.976	107.9	16.455	94.7	55.139	17 -	18.000	21.413	106.7	16.736	93.3	56.149
5 -	17.753	21.091	107.5	16.440	94.7	55.284	18 -	17.849	21.255	106.5	16.815	93.1	55.919
6 -	17.652	21.079	107.4	16.734	90.2	55.465	19 -	17.832	21.350	106.4	16.744	93.1	55.926
7 -	23.365	33.099	67.2	24.023	59.5	1:20.487	20 -	17.892	21.300	106.2	16.727	92.9	55.919
8 -	25.814	31.503	60.6	22.437	66.8	1:19.754	21 -	17.946	21.523	105.4	16.801	93.1	56.270
9 -	23.818	29.265	75.1	21.157	67.7	1:14.240	22 -	17.912	21.880	104.4	17.159	89.1	56.951
10 -	23.738	26.621	68.6	21.577	89.6	1:11.936	23 -	18.566	21.454	103.9	16.795	92.8	56.815
11 -	18.203	20.955	107.9	16.491	94.9	55.649	24 -	17.953	21.428	104.7	16.960	92.2	56.341
12 -	17.664	21.077	107.5	16.481	94.8	55.222	25 -	17.902	21.352	105.5	16.914	92.8	56.168
13 -	17.830	21.253	107.4	16.602	94.3	55.685							
8 James APPLEBY		Hardinge Machine Tools											
1 -		21.420	107.7	17.770	90.9	1:04.652	14 -	17.823	21.423	104.4	17.086	92.2	56.332
2 -	18.173	21.323	107.0	16.838	92.6	56.334	15 -	17.996	21.481	103.7	16.983	92.4	56.460
3 -	18.095	21.286	106.7	16.941	92.7	56.322	16 -	17.977	21.472	104.0	16.967	92.2	56.416

Knockhill
Circuit Length = 1.2713 miles
Start: 15:17 End: 15:42

Weather / Track : Cloudy / Dry

SEAT Cupra Championship

ROUND 16 - SECTOR ANALYSIS

4 -	17.890	21.006	106.5	16.990	92.2	55.886	17 -	17.974	21.303	104.2	16.986	91.7	56.263
5 -	17.762	21.385	105.5	16.757	93.1	55.904	18 -	18.047	21.360	103.9	17.230	91.1	56.637
6 -	17.772	21.409	105.4	17.428	89.1	56.609	19 -	17.976	21.300	103.7	17.092	91.4	56.368
7 -	20.527	32.741	62.7	23.704	64.3	1:16.972	20 -	18.077	21.304	103.6	17.097	90.8	56.478
8 -	25.429	31.874	55.0	22.986	66.0	1:20.289	21 -	18.096	21.366	103.2	17.099	91.1	56.561
9 -	22.587	29.338	71.2	21.743	67.5	1:13.668	22 -	18.093	21.361	102.9	17.284	89.5	56.738
10 -	23.178	25.906	80.4	20.767	93.6	1:09.851	23 -	18.881	22.173	102.3	17.117	90.7	58.171
11 -	18.356	21.106	106.2	16.688	93.9	56.150	24 -	18.178	21.489	103.9	16.950	91.9	56.617
12 -	18.009	21.158	104.7	16.799	92.8	55.966	25 -	17.954	21.351	103.7	16.908	91.3	56.213
13 -	18.103	23.076	102.0	16.966	92.2	58.145							

9	Jamie ACKERS					Total Control Racing							
1 -		21.240	107.4	17.524	93.9	1:04.041	3 -	17.987	21.058	106.7	16.819	93.7	55.864
2 -	18.145	21.277	106.4	16.466	94.3	55.888	4 -	17.782	21.005	106.2	16.562	94.3	55.349

11	Jeremy GUMBLEY					Million Pixel Driver.com / Welch Motorsp							
1 -		21.440	108.4	16.780	95.1	1:01.464	14 -	17.795	21.124	107.2	16.564	94.1	55.483
2 -	18.555	21.496	106.2	16.474	94.5	56.525	15 -	17.865	21.332	105.8	16.710	93.3	55.907
3 -	17.675	21.138	106.7	16.473	94.4	55.286	16 -	17.878	21.366	106.2	16.565	94.0	55.809
4 -	17.696	21.120	104.9	16.659	94.5	55.475	17 -	17.896	21.191	106.9	16.951	90.9	56.038
5 -	17.826	20.923	107.7	16.354	95.1	55.103	18 -	18.096	21.326	105.7	16.633	92.7	56.055
6 -	17.530	20.919	106.9	16.489	91.4	54.938	19 -	17.859	21.281	105.2	17.203	91.9	56.343
7 -	22.599	33.410	64.3	23.844	58.0	1:19.853	20 -	18.257	21.501	105.5	16.641	93.3	56.399
8 -	25.774	31.480	62.1	22.596	66.1	1:19.850	21 -	18.121	21.386	105.5	17.441	90.2	56.948
9 -	23.546	29.336	70.9	21.242	68.1	1:14.124	22 -	18.493	21.864	102.8	16.963	92.3	57.320
10 -	23.725	26.461	70.3	21.364	92.4	1:11.550	23 -	17.918	21.349	105.7	16.979	91.7	56.246
11 -	18.569	20.942	107.7	16.416	94.3	55.927	24 -	18.141	21.437	105.8	16.830	93.2	56.408
12 -	17.703	21.219	106.4	16.426	95.1	55.348	25 -	17.934	21.595	105.7	16.696	90.2	56.225
13 -	17.702	21.150	106.9	16.650	94.0	55.502							

12	Steve MITCHELL					J P Motorsport							
1 -		21.289	109.8	16.981	95.6	1:04.217	14 -	18.190	21.387	106.7	16.880	94.5	56.457
2 -	18.354	21.401	105.7	16.522	95.7	56.277	15 -	18.101	21.447	106.5	16.955	94.4	56.503
3 -	18.308	21.211	108.1	16.699	95.1	56.218	16 -	18.289	21.331	107.0	16.730	95.6	56.350
4 -	17.923	20.939	108.4	16.511	95.6	55.373	17 -	18.160	21.405	105.4	16.855	94.8	56.420
5 -	17.804	21.746	107.7	16.575	95.1	56.125	18 -	18.286	21.350	106.7	16.781	94.5	56.417
6 -	17.997	21.118	107.4	16.823	89.4	55.938	19 -	18.041	21.596	105.0	16.816	94.8	56.453
7 -	21.416	32.808	61.6	23.462	67.1	1:17.686	20 -	18.160	21.413	106.7	17.124	93.6	56.697
8 -	25.583	32.042	57.3	22.751	65.3	1:20.376	21 -	18.177	21.556	107.0	16.890	94.4	56.623
9 -	22.970	29.213	72.0	21.665	65.5	1:13.848	22 -	18.545	21.532	106.0	17.674	92.1	57.751
10 -	23.378	25.880	81.5	20.401	97.3	1:09.659	23 -	18.773	21.259	106.7	16.967	94.1	56.999
11 -	19.291	21.306	108.1	16.658	95.9	57.255	24 -	18.296	21.515	106.2	16.965	95.1	56.776
12 -	18.010	21.343	105.8	16.979	95.1	56.332	25 -	18.342	21.382	106.4	16.915	94.1	56.639
13 -	17.995	21.294	106.7	16.660	94.7	55.949							

25	Robert LAWSON					Bardon / JHR							
1 -		20.832	109.5	15.967	96.3	58.574	14 -	17.655	20.971	108.4	16.471	95.9	55.097
2 -	17.648	20.669	108.8	16.161	95.2	54.478	15 -	17.631	21.204	106.0	16.576	94.7	55.411
3 -	17.684	20.786	108.4	16.287	94.4	54.757	16 -	17.704	21.138	108.1	16.407	95.5	55.249
4 -	17.561	20.811	108.1	16.243	95.3	54.615	17 -	17.759	21.110	108.1	16.349	94.8	55.218
5 -	17.528	20.779	108.9	16.341	94.9	54.648	18 -	17.842	21.181	107.9	16.433	95.1	55.456
6 -	17.643	21.128	108.4	17.392	78.6	56.163	19 -	17.788	21.028	106.7	16.495	95.1	55.311
7 -	25.501	33.409	67.0	23.767	61.0	1:22.677	20 -	17.769	21.222	106.9	16.764	95.2	55.755
8 -	25.925	31.568	63.9	22.304	68.2	1:19.797	21 -	17.928	21.267	107.9	16.584	94.1	55.779
9 -	23.734	29.421	72.5	21.122	67.0	1:14.277	22 -	17.840	21.031	107.5	16.579	94.1	55.450
10 -	23.865	27.458	65.0	21.338	94.3	1:12.661	23 -	17.882	21.033	108.2	16.576	93.9	55.491
11 -	17.858	20.814	108.8	16.227	96.3	54.899	24 -	17.814	21.008	107.7	16.612	94.7	55.434
12 -	17.709	20.753	108.8	16.297	95.6	54.759	25 -	17.898	21.105	108.1	16.446	95.2	55.449
13 -	17.667	21.034	108.4	16.396	95.5	55.097							

32	Daniel ROWBOTTOM					DRM M-sport							
1 -		21.366	109.7	16.703	95.9	1:01.899	14 -	17.730	21.381	107.0	16.438	95.6	55.549
2 -	18.385	21.996	108.1	16.314	96.0	56.695	15 -	17.837	21.287	107.9	16.443	95.7	55.567
3 -	17.801	21.006	108.9	16.438	95.5	55.245	16 -	17.668	21.108	107.9	16.570	95.7	55.346
4 -	17.888	21.271	108.1	16.490	95.1	55.649	17 -	17.715	21.200	107.9	16.464	95.6	55.379

Knockhill
Circuit Length = 1.2713 miles
Start: 15:17 End: 15:42

Weather / Track : Cloudy / Dry

SEAT Cupra Championship

ROUND 16 - SECTOR ANALYSIS

5 -	17.709	21.074	108.4	16.490	95.6	55.273	18 -	17.846	21.181	108.1	16.693	94.0	55.720
6 -	17.759	21.308	108.4	18.038	76.8	57.105	19 -	17.916	21.205	107.7	16.736	95.1	55.857
7 -	21.817	32.422	67.4	23.538	59.0	1:17.777	20 -	18.059	21.521	107.7	16.538	94.4	56.118
8 -	26.319	31.114	65.5	22.482	63.1	1:19.915	21 -	18.247	21.287	107.7	17.034	93.2	56.568
9 -	23.730	29.153	70.6	21.294	74.3	1:14.177	22 -	17.932	21.266	107.0	16.891	93.5	56.089
10 -	23.603	26.524	76.3	20.864	96.6	1:10.991	23 -	17.940	21.356	107.4	16.682	94.7	55.978
11 -	18.270	21.211	108.4	16.374	96.1	55.855	24 -	18.021	21.701	106.0	16.751	94.9	56.473
12 -	17.641	21.533	106.9	16.824	92.1	55.998	25 -	17.939	21.326	107.5	16.720	94.8	55.985
13 -	18.488	21.675	106.2	16.901	95.6	57.064							
34	Martin BYFORD						AB Glass / Z Speed Racing						
1 -		22.347	100.3	17.216	95.3	1:01.681	14 -	17.628	21.193	106.7	16.507	94.5	55.328
2 -	18.415	21.699	108.2	16.417	95.9	56.531	15 -	17.769	21.126	106.9	16.585	95.2	55.480
3 -	17.780	21.103	107.5	16.546	95.1	55.429	16 -	17.631	21.133	107.0	16.452	95.5	55.216
4 -	17.641	20.997	107.2	16.658	94.8	55.296	17 -	17.746	21.095	107.5	16.690	94.8	55.531
5 -	17.877	21.169	107.4	16.398	94.9	55.444	18 -	17.846	21.250	107.0	16.713	94.4	55.809
6 -	17.705	21.150	107.0	18.232	77.6	57.087	19 -	17.808	21.085	107.4	16.778	92.8	55.671
7 -	21.903	32.020	67.4	23.544	57.5	1:17.467	20 -	17.915	21.439	105.4	16.491	94.1	55.845
8 -	26.394	31.061	66.4	22.682	64.5	1:20.137	21 -	17.917	21.341	107.0	16.483	94.5	55.741
9 -	23.703	29.041	74.5	21.394	67.9	1:14.138	22 -	18.020	21.645	104.9	16.932	91.1	56.597
10 -	23.571	26.517	71.0	21.005	94.1	1:11.093	23 -	18.282	21.294	106.0	16.640	93.6	56.216
11 -	19.408	21.012	108.2	16.350	95.9	56.770	24 -	17.799	21.364	106.5	17.189	92.2	56.352
12 -	17.639	21.198	106.4	16.739	92.6	55.576	25 -	17.894	21.167	107.4	16.774	94.0	55.835
13 -	18.614	21.663	106.2	16.468	94.7	56.745							
42	David GREEN						Daniels Motorsport						
1 -		21.279	106.9	16.535	94.4	1:00.809	6 -	17.828	21.195	106.5	16.561	93.7	55.584
2 -	18.000	20.624	109.1	16.296	95.5	54.920	7 -	23.459	32.898	66.2	23.913	58.2	1:20.270
3 -	17.673	21.077	106.7	16.357	94.7	55.107	8 -	26.131	31.255	61.8	22.490	69.8	1:19.876
4 -	17.851	21.113	107.5	16.273	94.7	55.237	9 -	23.981	29.141	75.6	20.932	70.6	1:14.054
5 -	17.939	20.945	108.1	16.410	94.8	55.294	10 -	24.090	26.834	68.5	21.766	88.7	1:12.690
44	Freddy NORDSTROM						PlumberTraining.com / Advent Motorsport						
1 -		21.261	107.2	16.710	94.3	1:02.420	14 -	17.973	21.166	105.8	16.746	92.4	55.885
2 -	18.194	22.197	104.9	16.473	94.5	56.864	15 -	17.942	21.317	105.5	16.688	92.6	55.947
3 -	17.938	20.994	106.0	16.512	93.2	55.444	16 -	17.943	21.205	105.2	16.651	92.6	55.799
4 -	17.795	21.093	105.7	16.505	93.5	55.393	17 -	18.329	21.567	105.0	16.725	92.6	56.621
5 -	17.817	21.032	106.4	16.561	93.3	55.410	18 -	17.958	21.198	105.2	16.793	92.6	55.949
6 -	17.820	21.121	106.2	17.754	72.9	56.695	19 -	18.034	21.496	105.0	16.822	92.8	56.352
7 -	22.287	32.868	62.0	23.023	62.0	1:18.178	20 -	18.191	21.340	105.4	16.815	91.9	56.346
8 -	26.318	31.575	60.7	22.450	67.0	1:20.343	21 -	18.103	21.411	105.4	16.919	92.3	56.433
9 -	23.332	29.039	72.3	21.716	67.5	1:14.087	22 -	18.179	21.303	105.5	16.772	92.7	56.254
10 -	23.242	26.080	80.0	20.966	95.5	1:10.288	23 -	18.056	21.394	105.4	16.912	92.6	56.362
11 -	18.963	21.134	106.0	16.538	93.1	56.635	24 -	18.106	21.288	105.5	17.008	91.4	56.402
12 -	18.305	21.110	106.5	16.521	94.0	55.936	25 -	18.456	21.547	105.0	16.950	92.3	56.953
13 -	18.159	21.537	104.4	16.830	93.2	56.526							

**SEAT Cupra Championship
ROUND 16 - SPEED TRAPS**

SECTOR 1				SECTOR 2			FINISH LINE		
POS	NO	NAME	MPH	NO	NAME	MPH	NO	NAME	MPH
1				12	Steve MITCHELL	109.8	12	Steve MITCHELL	97.3
2				32	Daniel ROWBOTTOM	109.7	3	Andrew HERRON	96.8
3				25	Robert LAWSON	109.5	32	Daniel ROWBOTTOM	96.6
4				42	David GREEN	109.1	25	Robert LAWSON	96.3
5				1	Jonathan ADAM	108.9	1	Jonathan ADAM	96.0
6				3	Andrew HERRON	108.9	34	Martin BYFORD	95.9
7				11	Jeremy GUMBLEY	108.4	42	David GREEN	95.5
8				34	Martin BYFORD	108.2	44	Freddy NORDSTROM	95.5
9				2	Carl BREEZE	108.1	2	Carl BREEZE	95.1
10				7	Daniel WELCH	107.9	7	Daniel WELCH	95.1
11				8	James APPLEBY	107.7	11	Jeremy GUMBLEY	95.1
12				9	Jamie ACKERS	107.4	9	Jamie ACKERS	94.3
13				44	Freddy NORDSTROM	107.2	8	James APPLEBY	93.9

SEAT Cupra Championship

ROUND 16 - BEST SECTOR TIMES

SECTOR 1			SECTOR 2			SECTOR 3			IDEAL / BEST COMPARISON						
POS	NO	NAME	TIME	NO	NAME	TIME	NO	NAME	TIME	POS	NO	NAME	IDEAL	BEST	DIFF
1	25	LAWSON	17.528	1	ADAM	20.510	25	LAWSON	15.967	1	25	LAWSON	54.164	54.478	0.314
2	11	GUMBLEY	17.530	42	GREEN	20.624	1	ADAM	16.122	2	1	ADAM	54.176	54.187	0.011
3	1	ADAM	17.544	25	LAWSON	20.669	42	GREEN	16.273	3	42	GREEN	54.570	54.920	0.350
4	34	BYFORD	17.628	11	GUMBLEY	20.919	2	BREEZE	16.292	4	11	GUMBLEY	54.803	54.938	0.135
5	32	ROWBOTTOM	17.641	12	MITCHELL	20.939	32	ROWBOTTOM	16.314	5	2	BREEZE	54.958	54.988	0.030
6	7	WELCH	17.652	7	WELCH	20.955	34	BYFORD	16.350	6	32	ROWBOTTOM	54.961	55.245	0.284
7	42	GREEN	17.673	2	BREEZE	20.975	3	HERRON	16.351	7	34	BYFORD	54.975	55.216	0.241
8	2	BREEZE	17.691	3	HERRON	20.978	11	GUMBLEY	16.354	8	7	WELCH	54.997	55.068	0.071
9	3	HERRON	17.748	44	NORDSTROM	20.994	7	WELCH	16.390	9	3	HERRON	55.077	55.240	0.163
10	8	APPLEBY	17.762	34	BYFORD	20.997	9	ACKERS	16.466	10	9	ACKERS	55.253	55.349	0.096
11	9	ACKERS	17.782	9	ACKERS	21.005	44	NORDSTROM	16.473	11	12	MITCHELL	55.254	55.373	0.119
12	44	NORDSTROM	17.795	8	APPLEBY	21.006	12	MITCHELL	16.511	12	44	NORDSTROM	55.262	55.393	0.131
13	12	MITCHELL	17.804	32	ROWBOTTOM	21.006	8	APPLEBY	16.688	13	8	APPLEBY	55.456	55.886	0.430
													Perfect Lap		54.005

SEAT Cupra Championship

ROUND 16 - LAP CHART

Lap 1			Lap 2			Lap 3			Lap 4			Lap 5		
No	Behind	Laptime	No	Behind	Laptime	No	Behind	Laptime	No	Behind	Laptime	No	Behind	Laptime
1		57.871	1		54.187	1		54.491	1		54.668	1		54.561
25	0.703	58.574	25	0.994	54.478	25	1.260	54.757	25	1.207	54.615	25	1.294	54.648
2	2.440	1:00.311	2	3.241	54.988	2	3.960	55.210	2	4.555	55.263	2	5.280	55.286
42	2.938	1:00.809	42	3.671	54.920	42	4.287	55.107	42	4.856	55.237	42	5.589	55.294
7	3.303	1:01.174	7	4.487	55.371	7	5.064	55.068	7	5.535	55.139	7	6.258	55.284
11	3.593	1:01.464	11	5.931	56.525	11	6.726	55.286	11	7.533	55.475	11	8.075	55.103
34	3.810	1:01.681	34	6.154	56.531	34	7.092	55.429	34	7.720	55.296	34	8.603	55.444
32	4.028	1:01.899	32	6.536	56.695	32	7.290	55.245	32	8.271	55.649	32	8.983	55.273
44	4.549	1:02.420	44	7.226	56.864	44	8.179	55.444	44	8.904	55.393	44	9.753	55.410
3	5.311	1:03.182	3	7.507	56.383	3	8.594	55.578	3	9.352	55.426	3	10.133	55.342
9	6.170	1:04.041	9	7.871	55.888	9	9.244	55.864	9	9.925	55.349	12	12.432	56.125
12	6.346	1:04.217	12	8.436	56.277	12	10.163	56.218	12	10.868	55.373	8	13.320	55.904
8	6.781	1:04.652	8	8.928	56.334	8	10.759	56.322	8	11.977	55.886			

SEAT Cupra Championship

ROUND 16 - LAP CHART

Lap 6			Lap 7			Lap 8			Lap 9			Lap 10		
No	Behind	Laptime	No	Behind	Laptime	No	Behind	Laptime	No	Behind	Laptime	No	Behind	Laptime
1		55.693	1		1:23.543	1		1:19.556	1		1:14.701	1		1:12.980
25	1.764	56.163	25	0.898	1:22.677	25	1.139	1:19.797	25	0.715	1:14.277	25	0.396	1:12.661
2	5.053	55.466	2	1.560	1:20.050	2	1.996	1:19.992	2	1.398	1:14.103	2	0.921	1:12.503
42	5.480	55.584	42	2.207	1:20.270	42	2.527	1:19.876	42	1.880	1:14.054	42	1.590	1:12.690
7	6.030	55.465	7	2.974	1:20.487	7	3.172	1:19.754	7	2.711	1:14.240	7	1.667	1:11.936
11	7.320	54.938	11	3.630	1:19.853	11	3.924	1:19.850	11	3.347	1:14.124	11	1.917	1:11.550
34	9.997	57.087	34	3.921	1:17.467	34	4.502	1:20.137	34	3.939	1:14.138	34	2.052	1:11.093
32	10.395	57.105	32	4.629	1:17.777	32	4.988	1:19.915	32	4.464	1:14.177	32	2.475	1:10.991
44	10.755	56.695	44	5.390	1:18.178	44	6.177	1:20.343	44	5.563	1:14.087	44	2.871	1:10.288
3	11.075	56.635	3	6.090	1:18.558	3	7.068	1:20.534	3	6.311	1:13.944	3	3.058	1:09.727
12	12.677	55.938	12	6.820	1:17.686	12	7.640	1:20.376	12	6.787	1:13.848	12	3.466	1:09.659
8	14.236	56.609	8	7.665	1:16.972	8	8.398	1:20.289	8	7.365	1:13.668	8	4.236	1:09.851

SEAT Cupra Championship
ROUND 16 - LAP CHART

Lap 11			Lap 12			Lap 13			Lap 14			Lap 15		
No	Behind	Laptime	No	Behind	Laptime	No	Behind	Laptime	No	Behind	Laptime	No	Behind	Laptime
1		54.446	1		54.632	1		54.596	1		54.817	1		54.711
25	0.849	54.899	25	0.976	54.759	25	1.477	55.097	25	1.757	55.097	25	2.457	55.411
2	2.044	55.569	2	3.092	55.680	2	3.923	55.427	2	4.787	55.681	2	5.747	55.671
7	2.870	55.649	7	3.460	55.222	7	4.549	55.685	7	5.262	55.530	7	6.248	55.697
11	3.398	55.927	11	4.114	55.348	11	5.020	55.502	11	5.686	55.483	11	6.882	55.907
32	3.884	55.855	32	5.250	55.998	34	7.469	56.745	34	7.980	55.328	34	8.749	55.480
34	4.376	56.770	34	5.320	55.576	32	7.718	57.064	32	8.450	55.549	32	9.306	55.567
44	5.060	56.635	3	5.834	55.377	3	7.993	56.755	3	8.842	55.666	3	9.734	55.603
3	5.089	56.477	44	6.364	55.936	44	8.294	56.526	44	9.362	55.885	44	10.598	55.947
8	5.940	56.150	8	7.274	55.966	12	9.328	55.949	12	10.968	56.457	12	12.760	56.503
12	6.275	57.255	12	7.975	56.332	8	10.823	58.145	8	12.338	56.332	8	14.087	56.460

SEAT Cupra Championship

ROUND 16 - LAP CHART

Lap 16			Lap 17			Lap 18			Lap 19			Lap 20		
No	Behind	Laptime	No	Behind	Laptime	No	Behind	Laptime	No	Behind	Laptime	No	Behind	Laptime
1		54.992	1		54.968	1		55.245	1		55.219	1		55.086
25	2.714	55.249	25	2.964	55.218	25	3.175	55.456	25	3.267	55.311	25	3.936	55.755
2	6.732	55.977	2	7.598	55.834	2	8.339	55.986	2	8.946	55.826	2	9.952	56.092
7	7.069	55.813	7	8.250	56.149	7	8.924	55.919	7	9.631	55.926	7	10.464	55.919
11	7.699	55.809	11	8.769	56.038	11	9.579	56.055	34	10.552	55.671	34	11.311	55.845
34	8.973	55.216	34	9.536	55.531	34	10.100	55.809	11	10.703	56.343	11	12.016	56.399
32	9.660	55.346	32	10.071	55.379	32	10.546	55.720	32	11.184	55.857	32	12.216	56.118
3	9.982	55.240	3	10.370	55.356	3	10.752	55.627	3	11.446	55.913	3	12.577	56.217
44	11.405	55.799	44	13.058	56.621	44	13.762	55.949	44	14.895	56.352	44	16.155	56.346
12	14.118	56.350	12	15.570	56.420	12	16.742	56.417	12	17.976	56.453	12	19.587	56.697
8	15.511	56.416	8	16.806	56.263	8	18.198	56.637	8	19.347	56.368	8	20.739	56.478

SEAT Cupra Championship

ROUND 16 - LAP CHART

Lap 21			Lap 22			Lap 23			Lap 24			Lap 25		
No	Behind	Laptime	No	Behind	Laptime	No	Behind	Laptime	No	Behind	Laptime	No	Behind	Laptime
1		55.450	1		55.211	1		55.276	1		55.473	1		55.558
25	4.265	55.779	25	4.504	55.450	25	4.719	55.491	25	4.680	55.434	25	4.571	55.449
2	10.618	56.116	2	11.657	56.250	2	12.788	56.407	2	13.586	56.271	2	14.297	56.269
7	11.284	56.270	34	12.988	56.597	34	13.928	56.216	34	14.807	56.352	34	15.084	55.835
34	11.602	55.741	7	13.024	56.951	7	14.563	56.815	7	15.431	56.341	7	16.041	56.168
32	13.334	56.568	32	14.212	56.089	32	14.914	55.978	32	15.914	56.473	32	16.341	55.985
3	13.450	56.323	3	14.872	56.633	3	15.233	55.637	3	16.235	56.475	3	16.597	55.920
11	13.514	56.948	11	15.623	57.320	11	16.593	56.246	11	17.528	56.408	11	18.195	56.225
44	17.138	56.433	44	18.181	56.254	44	19.267	56.362	44	20.196	56.402	44	21.591	56.953
12	20.760	56.623	12	23.300	57.751	12	25.023	56.999	12	26.326	56.776	12	27.407	56.639
8	21.850	56.561	8	23.377	56.738	8	26.272	58.171	8	27.416	56.617	8	28.071	56.213

SEAT Cupra Championship

ROUND 16 - POSITION CHART

No	Name	Laps Pos																										
			1	2	3	4	5	6	7	8	9	10	11	12	13	14	15	16	17	18	19	20	21	22	23	24	25	
1	ADAM	1	1	1	1	1	1	1	1	1	1	1	1	1	1	1	1	1	1	1	1	1	1	1	1	1	1	
25	LAWSON	2	25	25	25	25	25	25	25	25	25	25	25	25	25	25	25	25	25	25	25	25	25	25	25	25	25	
2	BREEZE	3	2	2	2	2	2	2	2	2	2	2	2	2	2	2	2	2	2	2	2	2	2	2	2	2	2	
42	GREEN	4	42	42	42	42	42	42	42	42	42	42	7	7	7	7	7	7	7	7	7	7	7	34	34	34	34	
7	WELCH	5	7	7	7	7	7	7	7	7	7	7	11	11	11	11	11	11	11	11	11	11	34	34	34	7	7	7
11	GUMBLEY	6	11	11	11	11	11	11	11	11	11	11	32	32	34	34	34	34	34	34	34	11	11	32	32	32	32	32
34	BYFORD	7	34	34	34	34	34	34	34	34	34	34	34	34	32	32	32	32	32	32	32	32	32	3	3	3	3	3
32	ROWBOTTOM	8	32	32	32	32	32	32	32	32	32	32	44	3	3	3	3	3	3	3	3	3	3	11	11	11	11	11
44	NORDSTROM	9	44	44	44	44	44	44	44	44	44	44	3	44	44	44	44	44	44	44	44	44	44	44	44	44	44	44
3	HERRON	10	3	3	3	3	3	3	3	3	3	3	8	8	12	12	12	12	12	12	12	12	12	12	12	12	12	12
9	ACKERS	11	9	9	9	9	12	12	12	12	12	12	12	12	8	8	8	8	8	8	8	8	8	8	8	8	8	8
12	MITCHELL	12	12	12	12	12	8	8	8	8	8	8																
8	APPLEBY	13	8	8	8	8																						