



# ELF RENAULT CLIO CUP UK CHAMPIONSHIP

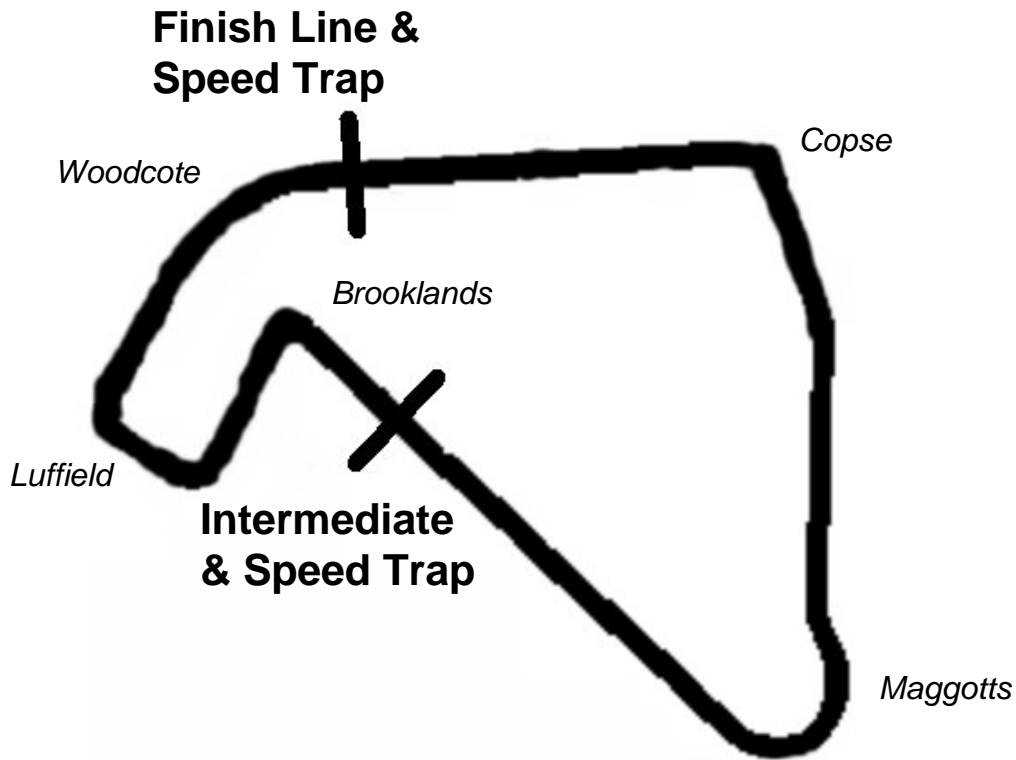
**Rounds 17 & 18  
Silverstone National**

**30th / 31st August 2008**



**Results Provided by Timing Solutions Ltd**  
[www.tsl-timing.com](http://www.tsl-timing.com)

# SILVERSTONE NATIONAL



Circuit Length: 1.6390 miles / 2637.7 metres  
Intermediate: 1669 metres  
Pit In: 0 metres  
Pit Out: 308 metres after Finish Line

# ELF Renault Clio Cup

## QUALIFYING - ROUND 17 - CLASSIFICATION

POS	NO	CL	NAME	NAT	ENTRY	TIME	ON	LAPS	GAP	DIFF	MPH
1	11		Paul RIVETT	GBR	JHR Developments	1:05.688	10	13			89.82
2	27		Stefan HODGETTS	GBR	Total Control Racing	1:05.768	10	15	0.080	0.080	89.71
3	4		Ben WINROW	GBR	Team Pyro	1:05.870	11	16	0.182	0.102	89.57
4	24		Lee PATTISON	GBR	P9 Raceshop/Range Storage	1:05.871	21	23	0.183	0.001	89.57
5	66		Rob BOSTON	GBR	Double Six Racing	1:05.880	19	21	0.192	0.009	89.56
6	43		Steven HUNTER	GBR	JHR Developments	1:05.892	19	20	0.204	0.012	89.54
7	9		Alex MacDOWALL	GBR	Total Control Racing	1:05.911	12	19	0.223	0.019	89.52
8	14		Niki LANIK	AUT	Y4HR Miracle Drywash with SVE	1:05.919	20	22	0.231	0.008	89.50
9	22		Mike ROBINSON	GBR	Total Control Racing	1:05.938	14	19	0.250	0.019	89.48
10	2		Gavin PYPYER	GBR	Mardi Gras Motorsport	1:06.033	17	21	0.345	0.095	89.35
11	77		Jonathan RIDLEY-HOLLOWAY	GBR	Total Control Racing	1:06.055	14	19	0.367	0.022	89.32
12	1		Matt ALLISON	GBR	JHR Developments	1:06.082	16	21	0.394	0.027	89.28
13	29		Alex OSBORNE	GBR	APO Sport	1:06.112	12	21	0.424	0.030	89.24
14	5		Chris RICE	GBR	Team Pyro	1:06.118	22	23	0.430	0.006	89.23
15	10		Árón SMITH	IRL	Mardi Gras Motorsport	1:06.141	20	22	0.453	0.023	89.20
16	12		Carl BRADLEY	GBR	Coastal Racing	1:06.155	12	21	0.467	0.014	89.19
17	28		Phil GLEW	GBR	Full Speed Racing	1:06.259	18	23	0.571	0.104	89.05
18	99		Chaz SMALL	GBR	Full Speed Racing	1:06.272	18	25	0.584	0.013	89.03
19	3		Mark HAZELL	GBR	JHR Developments	1:06.295	13	20	0.607	0.023	89.00
20	8		Peter FELIX	GBR	Valtra with Full Speed Racing	1:06.334	12	23	0.646	0.039	88.94
21	6		Alex DEW	GBR	Team Pyro with Dewsport	1:06.360	17	23	0.672	0.026	88.91
22	46		Robert GAFFNEY	GBR	EPS UK with Robertshaw Racing	1:06.382	8	20	0.694	0.022	88.88
23	20		Stephen TYLDSLEY	GBR	Coastal Racing	1:06.484	12	16	0.796	0.102	88.74
24	17		David SHEPHERD	GBR	Amery Motorsport	1:06.527	13	20	0.839	0.043	88.69
25	88		David DICKENSON	IRL	Mardi Gras Motorsport	1:06.908	17	20	1.220	0.381	88.18
26	15		Jeff SMITH	GBR	Team Pyro	1:07.092	8	8	1.404	0.184	87.94

Weather / Track : Cloudy / Dry

These results are provisional until the conclusion of any judicial and technical matters.

Silverstone National  
Circuit Length = 1.6390 miles  
Start: 10:48 End: 11:19

Clerk of Course :	Timekeeper :
-------------------	--------------

# ELF Renault Clio Cup

## QUALIFYING - ROUND 17 - SECTOR ANALYSIS

1		Matt ALLISON				JHR Developments					
1-	42.195	99.6	In		1:21.790P	12-	Out	97.4	31.110	99.3	2:50.238
2-	Out	96.4	28.321	102.9	2:51.278	13-	40.972	113.7	27.062	103.1	1:08.034
3-	39.577	114.1	In		1:23.435P	14-	39.435	113.9	27.134	102.0	1:06.569
4-	Out	113.4	27.426	102.6	2:15.319	15-	39.420	113.9	<b>26.903</b>	102.9	1:06.323
5-	39.971	112.4	27.318	102.1	1:07.289	16-	<b>39.171</b>	<b>114.7</b>	26.911	103.2	<b>1:06.082</b>
6-	39.764	113.2	27.191	102.3	1:06.955	17-	39.285	114.5	27.054	102.9	1:06.339
7-	39.536	113.6	27.034	103.1	1:06.570	18-	39.852	106.7	28.321	<b>103.4</b>	1:08.173
8-	39.604	113.9	27.296	102.8	1:06.900	19-	39.694	113.6	27.078	102.8	1:06.772
9-	39.291	114.1	27.272	102.6	1:06.563	20-	39.491	113.7	27.138	103.1	1:06.629
10-	39.595	113.7	27.129	102.9	1:06.724	21-	46.877	87.8	In		1:29.706P
11-	42.757	111.8	In		1:19.484P						
2		Gavin PYPER				Mardi Gras Motorsport					
1-	40.472	113.6	27.406	103.1	1:07.878	12-	40.385	110.9	27.278	102.9	1:07.663
2-	40.047	<b>115.1</b>	27.561	103.2	1:07.608	13-	39.435	113.6	26.933	103.6	1:06.368
3-	39.824	113.2	In		1:15.347P	14-	39.297	114.7	26.765	103.1	1:06.062
4-	Out	105.2	27.996	103.4	3:29.967	15-	39.326	114.5	<b>26.754</b>	<b>104.0</b>	1:06.080
5-	39.938	113.2	27.276	102.0	1:07.214	16-	39.294	<b>115.1</b>	26.862	103.7	1:06.156
6-	39.696	113.6	26.928	103.1	1:06.624	17-	<b>39.142</b>	114.9	26.891	103.7	<b>1:06.033</b>
7-	39.510	114.3	26.912	103.1	1:06.422	18-	39.253	114.5	26.850	103.1	1:06.103
8-	39.454	114.9	26.846	103.6	1:06.300	19-	39.187	<b>115.1</b>	27.041	103.4	1:06.228
9-	39.227	114.3	26.849	103.1	1:06.076	20-	39.231	114.9	27.035	103.4	1:06.266
10-	41.846	93.6	In		1:19.659P	21-	43.965	84.1	In		1:21.676P
11-	Out	105.4	27.863	102.3	4:02.277						
3		Mark HAZELL				JHR Developments					
1-	42.067	112.0	28.610	102.3	1:10.677	11-	39.458	113.7	27.834	102.6	1:07.292
2-	41.466	93.9	28.694	101.5	1:10.160	12-	42.496	99.3	28.194	104.0	1:10.690
3-	40.483	112.6	28.315	101.1	1:08.798	13-	<b>39.339</b>	<b>114.7</b>	<b>26.956</b>	<b>104.2</b>	<b>1:06.295</b>
4-	42.352	96.6	In		1:23.805P	14-	40.932	113.6	In		1:18.146P
5-	Out	96.1	28.661	101.2	4:24.656	15-	Out	113.9	27.790	103.7	4:04.161
6-	41.915	90.1	28.480	102.9	1:10.395	16-	39.450	113.6	27.239	103.2	1:06.689
7-	39.878	113.7	27.331	103.1	1:07.209	17-	39.790	113.6	27.764	103.7	1:07.554
8-	39.486	113.9	27.650	103.2	1:07.136	18-	40.805	110.6	28.479	102.9	1:09.284
9-	39.657	114.5	38.927	104.0	1:18.584	19-	39.475	113.9	27.180	102.9	1:06.655
10-	40.908	100.0	29.957	<b>104.2</b>	1:10.865	20-	39.458	113.6	27.175	103.1	1:06.633
4		Ben WINROW				Team Pyro					
1-	40.763	106.4	27.234	103.9	1:07.997	9-	Out	110.9	28.246	102.6	2:40.707
2-	39.715	110.2	In		1:15.575P	10-	44.477	105.8	27.330	104.0	1:11.807
3-	Out	45.5	31.702	103.4	2:47.536	11-	39.093	114.1	<b>26.777</b>	103.4	<b>1:05.870</b>
4-	47.030	84.4	27.703	103.6	1:14.733	12-	48.361	102.6	27.580	<b>104.4</b>	1:15.941
5-	39.526	113.7	27.140	103.7	1:06.666	13-	<b>39.040</b>	<b>114.7</b>	27.381	104.2	1:06.421
6-	39.293	114.3	26.856	103.7	1:06.149	14-	39.308	113.9	26.793	104.0	1:06.101
7-	39.489	114.5	26.863	103.9	1:06.352	15-	48.517	102.0	27.528	101.7	1:16.045
8-	44.539	81.5	In		1:24.581P	16-	44.383	91.4	In		1:25.440P
5		Chris RICE				Team Pyro					
1-	43.462	110.0	28.755	103.2	1:12.217	13-	40.509	113.6	In		1:17.388P
2-	41.046	111.7	28.254	102.3	1:09.300	14-	Out	55.4	29.532	103.7	2:42.306
3-	42.773	111.7	In		1:19.448P	15-	41.402	111.1	28.060	103.4	1:09.462
4-	Out	92.9	28.747	100.0	2:28.459	16-	39.623	114.3	27.383	102.1	1:07.006
5-	42.623	113.0	28.484	104.0	1:11.107	17-	51.180	84.1	28.843	103.9	1:20.023
6-	40.081	113.6	27.411	102.8	1:07.492	18-	<b>39.223</b>	115.3	27.056	103.4	1:06.279
7-	39.663	114.7	27.165	103.1	1:06.828	19-	39.426	114.9	<b>26.847</b>	103.9	1:06.273
8-	45.043	80.3	31.582	<b>104.9</b>	1:16.625	20-	39.432	114.5	26.916	103.2	1:06.348
9-	39.299	<b>115.5</b>	27.076	103.7	1:06.375	21-	39.253	114.5	26.969	102.9	1:06.222
10-	39.339	<b>115.5</b>	29.556	103.6	1:08.895	22-	39.271	114.7	26.847	102.8	<b>1:06.118</b>
11-	39.789	113.9	29.310	103.6	1:09.099	23-	39.411	114.1	26.994	102.8	1:06.405
12-	39.652	114.1	27.455	102.9	1:07.107						
6		Alex DEW				Team Pyro with Dewsport					
1-	42.105	107.9	27.729	<b>105.2</b>	1:09.834	13-	39.575	113.2	27.161	103.6	1:06.736

Silverstone National  
 Circuit Length = 1.6390 miles  
 Start: 10:48 End: 11:19

Weather / Track : Cloudy / Dry

# ELF Renault Clio Cup

## QUALIFYING - ROUND 17 - SECTOR ANALYSIS

2-	39.847	113.7	27.874	102.8	1:07.721	14-	42.211	108.8	In	1:20.190P	
3-	40.145	113.2	27.429	103.7	1:07.574	15-	Out	70.1	32.257	103.4	2:26.205
4-	40.929	109.8	In		1:19.011P	16-	39.540	113.6	27.157	103.9	1:06.697
5-	Out	108.9	28.535	102.5	2:43.801	17-	39.494	114.1	<b>26.866</b>	104.2	<b>1:06.360</b>
6-	40.438	110.2	27.314	104.5	1:07.752	18-	39.665	113.9	26.965	103.6	1:06.630
7-	39.797	114.3	27.342	104.2	1:07.139	19-	39.523	113.6	27.227	104.0	1:06.750
8-	39.729	114.3	27.261	104.4	1:06.990	20-	39.540	113.6	27.143	103.7	1:06.683
9-	39.518	113.9	27.199	104.5	1:06.717	21-	39.692	113.0	27.288	103.2	1:06.980
10-	<b>39.273</b>	114.3	27.150	104.5	1:06.423	22-	39.709	113.0	30.041	102.8	1:09.750
11-	39.501	114.3	27.314	103.6	1:06.815	23-	39.691	<b>114.5</b>	27.575	103.7	1:07.266
12-	39.485	113.4	27.139	104.2	1:06.624						
<b>8</b>	<b>Peter FELIX</b> Valtra with Full Speed Racing										
1-	42.501	88.9	28.408	102.8	1:10.909	13-	39.383	114.5	27.310	102.3	1:06.693
2-	40.414	113.4	27.545	103.1	1:07.959	14-	44.302	87.6	In		1:24.148P
3-	39.778	113.2	27.350	102.8	1:07.128	15-	Out	69.3	34.580	95.3	2:32.736
4-	39.783	113.6	27.503	102.9	1:07.286	16-	48.033	60.6	33.275	103.2	1:21.308
5-	45.064	80.1	35.560	84.7	1:20.624	17-	39.696	114.1	30.531	82.2	1:10.227
6-	54.460	68.4	31.575	103.2	1:26.035	18-	44.657	115.1	27.152	103.4	1:11.809
7-	39.771	114.3	27.266	103.2	1:07.037	19-	39.558	<b>115.5</b>	27.469	103.4	1:07.027
8-	39.710	114.5	27.118	103.2	1:06.828	20-	44.574	115.1	32.122	86.5	1:16.696
9-	39.621	114.5	29.888	97.4	1:09.509	21-	45.672	99.7	27.503	103.2	1:13.175
10-	41.587	114.7	27.094	103.2	1:08.681	22-	39.467	114.7	27.176	103.1	1:06.643
11-	39.412	<b>115.5</b>	27.125	<b>103.9</b>	1:06.537	23-	39.458	113.9	27.379	102.6	1:06.837
12-	<b>39.258</b>	115.1	<b>27.076</b>	103.2	<b>1:06.334</b>						
<b>9</b>	<b>Alex MacDOWALL</b> Total Control Racing										
1-	40.366	112.2	27.827	103.6	1:08.193	11-	39.105	113.7	26.838	102.8	1:05.943
2-	39.883	110.0	In		1:20.145P	12-	39.146	113.7	<b>26.765</b>	102.9	<b>1:05.911</b>
3-	Out	109.3	27.697	102.9	4:07.345	13-	39.152	113.9	26.879	103.1	1:06.031
4-	39.639	112.6	27.013	102.6	1:06.652	14-	39.122	114.1	26.921	103.6	1:06.043
5-	39.437	113.4	27.039	103.2	1:06.476	15-	<b>39.087</b>	113.7	In		1:19.926P
6-	39.270	113.4	27.039	103.1	1:06.309	16-	Out	91.2	28.752	102.9	2:16.645
7-	39.826	112.0	26.922	103.4	1:06.748	17-	39.268	113.7	26.962	103.7	1:06.230
8-	39.360	114.1	In		1:19.788P	18-	39.527	114.3	26.921	<b>103.9</b>	1:06.448
9-	Out	111.8	27.616	103.1	3:50.887	19-	39.487	<b>114.5</b>	27.016	103.7	1:06.503
10-	39.530	113.6	27.083	103.2	1:06.613						
<b>10</b>	<b>Árón SMITH</b> Mardi Gras Motorsport										
1-	41.525	111.5	28.767	101.2	1:10.292	12-	39.420	112.6	In		1:32.852P
2-	41.005	111.5	27.923	102.0	1:08.928	13-	Out	69.0	30.260	102.6	3:09.334
3-	40.501	111.8	27.809	101.7	1:08.310	14-	39.801	113.0	27.293	102.8	1:07.094
4-	40.069	112.2	27.450	102.5	1:07.519	15-	39.532	113.7	27.022	102.8	1:06.554
5-	40.347	111.8	In		1:22.406P	16-	39.319	113.9	27.077	103.1	1:06.396
6-	Out	80.1	32.114	101.4	3:38.778	17-	39.298	113.6	27.347	<b>103.2</b>	1:06.645
7-	40.197	112.4	27.326	102.0	1:07.523	18-	39.249	113.9	27.025	102.8	1:06.274
8-	44.459	102.3	27.342	102.9	1:11.801	19-	39.338	113.7	26.971	102.8	1:06.309
9-	39.667	113.7	27.300	102.5	1:06.967	20-	39.197	113.9	<b>26.944</b>	102.6	<b>1:06.141</b>
10-	39.636	113.7	27.272	<b>103.2</b>	1:06.908	21-	<b>39.192</b>	<b>114.1</b>	26.975	102.6	1:06.167
11-	39.395	113.9	27.417	102.3	1:06.812	22-	39.351	113.7	27.180	103.1	1:06.531
<b>11</b>	<b>Paul RIVETT</b> JHR Developments										
1-	41.791	112.8	27.522	102.8	1:09.313	8-	39.133	113.7	26.868	102.8	1:06.001
2-	39.525	114.5	27.067	102.9	1:06.592	9-	39.081	114.7	26.760	102.9	1:05.841
3-	39.418	114.1	In		1:13.984P	10-	38.943	114.7	<b>26.745</b>	103.4	<b>1:05.688</b>
4-	Out	89.7	28.818	102.8	2:54.515	11-	<b>38.894</b>	<b>115.1</b>	26.812	103.6	1:05.706
5-	42.084	109.8	27.643	103.2	1:09.727	12-	39.083	<b>115.1</b>	26.826	<b>104.0</b>	1:05.909
6-	39.262	113.7	27.233	103.2	1:06.495	13-	41.102	107.5	In		1:17.774P
7-	39.067	114.5	26.885	102.8	1:05.952						
<b>12</b>	<b>Carl BRADLEY</b> Coastal Racing										
1-	40.979	114.3	27.508	103.1	1:08.487	12-	39.222	114.7	26.933	103.1	<b>1:06.155</b>
2-	40.031	114.5	27.421	103.4	1:07.452	13-	39.608	113.4	In		1:13.879P
3-	40.000	114.7	In		1:16.130P	14-	Out	113.0	27.580	102.3	3:31.732
4-	Out	112.4	27.628	102.8	3:30.524	15-	39.751	113.9	26.972	102.5	1:06.723

Silverstone National  
Circuit Length = 1.6390 miles  
Start: 10:48 End: 11:19

Weather / Track : Cloudy / Dry

# ELF Renault Clio Cup

## QUALIFYING - ROUND 17 - SECTOR ANALYSIS

5 -	39.778	<b>114.9</b>	27.190	102.6	1:06.968	16 -	39.465	113.9	26.931	102.5	1:06.396
6 -	39.770	113.4	27.241	102.8	1:07.011	17 -	39.306	114.3	<b>26.857</b>	103.1	1:06.163
7 -	39.360	<b>114.9</b>	27.125	102.9	1:06.485	18 -	39.298	<b>114.9</b>	26.966	103.4	1:06.264
8 -	39.490	114.5	27.068	102.8	1:06.558	19 -	<b>39.146</b>	114.5	27.675	102.9	1:06.821
9 -	39.303	114.7	27.074	<b>103.6</b>	1:06.377	20 -	39.263	114.5	26.898	102.8	1:06.161
10 -	39.396	114.7	26.931	102.9	1:06.327	21 -	39.989	113.2	27.174	102.9	1:07.163
11 -	39.381	114.7	26.907	103.1	1:06.288						
<b>14</b>	<b>Niki LANIK</b> Y4HR Miracle Drywash with SVE										
1 -	40.205	114.3	27.424	104.4	1:07.629	12 -	Out	110.9	27.961	103.2	2:53.176
2 -	39.868	113.7	27.383	104.5	1:07.251	13 -	39.509	114.1	27.238	104.2	1:06.747
3 -	39.716	113.7	27.189	104.0	1:06.905	14 -	39.321	113.9	27.009	103.9	1:06.330
4 -	39.648	113.6	27.141	103.6	1:06.789	15 -	39.667	113.9	27.165	104.7	1:06.832
5 -	39.716	113.0	27.158	103.7	1:06.874	16 -	39.223	113.7	26.944	103.2	1:06.167
6 -	41.489	101.5	In		1:16.796P	17 -	39.210	<b>114.9</b>	26.800	103.4	1:06.010
7 -	Out	102.9	28.173	104.0	2:48.268	18 -	39.191	114.7	27.756	105.2	1:06.947
8 -	39.676	114.7	27.066	105.0	1:06.742	19 -	39.362	114.3	<b>26.732</b>	103.9	1:06.094
9 -	39.443	114.1	27.102	<b>105.7</b>	1:06.545	20 -	<b>39.086</b>	114.3	26.833	103.7	<b>1:05.919</b>
10 -	39.648	85.5	30.246	101.7	1:09.894	21 -	39.173	114.1	26.984	103.2	1:06.157
11 -	39.854	104.0	In		1:14.398P	22 -	40.967	113.0	27.486	104.0	1:08.453
<b>15</b>	<b>Jeff SMITH</b> Team Pyro										
1 -	41.506	98.1	28.171	102.6	1:09.677	5 -	Out	109.1	27.910	102.9	2:32.953
2 -	39.858	111.3	29.609	100.0	1:09.467	6 -	39.937	113.0	27.797	90.7	1:07.734
3 -	40.016	<b>115.3</b>	27.999	102.6	1:08.015	7 -	1:05.037	108.8	27.562	102.5	1:32.599
4 -	40.093	114.3	In		1:14.624P	8 -	39.771	113.9	<b>27.321</b>	<b>103.1</b>	<b>1:07.092</b>
<b>17</b>	<b>David SHEPHERD</b> Amery Motorsport										
1 -	42.826	112.2	28.701	101.7	1:11.527	11 -	39.741	113.6	<b>27.218</b>	101.8	1:06.959
2 -	43.352	81.1	30.663	91.3	1:14.015	12 -	39.414	113.6	27.280	102.3	1:06.694
3 -	41.064	<b>114.1</b>	28.011	<b>102.6</b>	1:09.075	13 -	<b>39.249</b>	113.7	27.278	101.1	<b>1:06.527</b>
4 -	40.346	113.4	27.897	102.1	1:08.243	14 -	39.324	113.2	27.301	101.8	1:06.625
5 -	40.297	112.0	27.962	101.7	1:08.259	15 -	39.304	113.4	In		1:13.796P
6 -	40.656	113.0	In		1:18.217P	16 -	Out	107.2	28.690	101.7	2:55.244
7 -	Out	92.9	29.728	102.1	4:51.984	17 -	39.721	113.7	27.516	101.4	1:07.237
8 -	41.352	87.8	28.974	102.5	1:10.326	18 -	39.302	<b>114.1</b>	34.087	95.7	1:13.389
9 -	42.149	99.3	28.312	102.5	1:10.461	19 -	40.586	113.6	27.438	<b>102.6</b>	1:08.024
10 -	40.088	112.8	27.552	102.5	1:07.640	20 -	41.808	106.5	27.851	101.5	1:09.659
<b>20</b>	<b>Stephen TYLDSLEY</b> Coastal Racing										
1 -	40.793	113.9	27.850	103.1	1:08.643	9 -	39.797	114.1	27.307	103.7	1:07.104
2 -	39.941	114.1	27.419	103.4	1:07.360	10 -	39.576	114.5	27.241	<b>104.7</b>	1:06.817
3 -	39.905	114.5	27.350	103.6	1:07.255	11 -	39.619	113.6	27.039	104.4	1:06.658
4 -	39.976	113.7	27.260	103.6	1:07.236	12 -	39.420	114.3	27.064	104.0	<b>1:06.484</b>
5 -	39.916	113.4	In		1:14.098P	13 -	39.960	113.6	27.100	103.9	1:07.060
6 -	Out	97.0	30.186	102.6	3:22.045	14 -	40.688	103.2	27.274	103.6	1:07.962
7 -	40.101	113.4	27.227	103.7	1:07.328	15 -	39.734	115.1	27.161	103.7	1:06.895
8 -	39.501	113.9	<b>27.031</b>	<b>104.7</b>	1:06.532	16 -	<b>39.361</b>	113.7	27.281	103.1	1:06.642
<b>22</b>	<b>Mike ROBINSON</b> Total Control Racing										
1 -	41.465	113.6	27.522	103.6	1:08.987	11 -	45.452	79.0	29.506	104.2	1:14.958
2 -	40.234	113.4	27.221	103.1	1:07.455	12 -	39.481	114.5	27.096	104.4	1:06.577
3 -	39.824	113.6	26.972	103.2	1:06.796	13 -	39.346	115.3	26.923	104.2	1:06.269
4 -	39.680	114.1	27.004	102.8	1:06.684	14 -	39.182	115.5	<b>26.756</b>	<b>104.5</b>	<b>1:05.938</b>
5 -	39.614	113.4	26.824	103.1	1:06.438	15 -	<b>39.101</b>	<b>115.7</b>	27.146	103.4	1:06.247
6 -	39.506	114.9	26.819	104.2	1:06.325	16 -	42.944	79.9	28.272	103.4	1:11.216
7 -	39.357	114.9	26.760	<b>104.5</b>	1:06.117	17 -	39.199	114.1	26.823	102.8	1:06.022
8 -	39.680	114.3	27.044	103.4	1:06.724	18 -	39.292	114.3	26.928	102.3	1:06.220
9 -	39.407	114.7	In		1:15.405P	19 -	39.235	114.1	27.085	102.5	1:06.320
10 -	Out	112.4	28.450	102.9	5:30.172						
<b>24</b>	<b>Lee PATTISON</b> P9 Raceshop/Range Storage										
1 -	40.786	113.0	27.841	102.6	1:08.627	13 -	39.107	113.9	26.916	102.0	1:06.023
2 -	39.912	113.6	28.146	102.0	1:08.058	14 -	39.405	113.9	26.882	102.5	1:06.287
3 -	39.740	113.9	27.731	101.1	1:07.471	15 -	39.102	114.5	<b>26.771</b>	102.6	1:05.873

Silverstone National  
Circuit Length = 1.6390 miles  
Start: 10:48 End: 11:19

Weather / Track : Cloudy / Dry

# ELF Renault Clio Cup

## QUALIFYING - ROUND 17 - SECTOR ANALYSIS

4-	39.885	112.6	27.240	101.2	1:07.125	16-	39.118	114.9	In	1:13.871P	
5-	39.599	112.8	27.240	101.8	1:06.839	17-	Out	114.7	27.098	102.1	2:42.751
6-	39.446	113.2	27.041	102.1	1:06.487	18-	39.647	113.9	27.075	103.2	1:06.722
7-	40.217	110.6	In		1:15.936P	19-	39.384	113.6	27.006	102.0	1:06.390
8-	Out	102.9	28.078	<b>103.7</b>	2:47.171	20-	39.078	114.3	26.827	102.1	1:05.905
9-	39.756	114.3	27.179	102.8	1:06.935	21-	39.064	113.7	26.807	102.1	<b>1:05.871</b>
10-	39.077	114.5	27.296	102.9	1:06.373	22-	<b>39.055</b>	115.1	26.878	102.1	1:05.933
11-	39.325	113.7	27.009	102.1	1:06.334	23-	39.122	<b>115.3</b>	29.300	95.7	1:08.422
12-	39.236	115.1	26.990	102.1	1:06.226						
<b>27</b>	<b>Stefan HODGETTS</b>					<b>Total Control Racing</b>					
1-	42.311	112.8	In		1:19.603P	9-	42.706	96.3	28.824	103.6	1:11.530
2-	Out	80.6	27.872	103.6	4:38.359	10-	<b>39.080</b>	113.9	26.688	103.4	<b>1:05.768</b>
3-	39.641	113.7	27.117	103.6	1:06.758	11-	39.106	114.3	26.699	103.7	1:05.805
4-	39.382	114.1	26.711	104.2	1:06.093	12-	39.139	114.5	26.653	103.9	1:05.792
5-	39.169	<b>114.9</b>	<b>26.627</b>	<b>104.7</b>	1:05.796	13-	39.135	114.5	26.748	103.9	1:05.883
6-	39.129	114.7	26.767	104.2	1:05.896	14-	50.172	60.5	29.312	104.0	1:19.484
7-	39.902	114.7	In		1:11.971P	15-	39.498	114.1	In		1:11.114P
8-	Out	112.4	28.053	102.5	5:53.933						
<b>28</b>	<b>Phil GLEW</b>					<b>Full Speed Racing</b>					
1-	40.291	112.0	27.578	<b>103.6</b>	1:07.869	13-	39.616	112.2	<b>26.870</b>	101.8	1:06.486
2-	40.421	112.6	27.316	102.8	1:07.737	14-	39.442	112.4	26.925	101.8	1:06.367
3-	39.563	112.4	27.093	102.1	1:06.656	15-	39.476	112.4	27.028	102.0	1:06.504
4-	39.691	112.4	27.091	102.6	1:06.782	16-	44.263	70.6	28.753	102.5	1:13.016
5-	39.558	112.2	27.183	103.1	1:06.741	17-	39.520	113.6	27.438	102.9	1:06.958
6-	39.706	112.0	In		1:14.347P	18-	39.316	113.4	26.943	102.3	<b>1:06.259</b>
7-	Out	83.5	29.033	101.2	4:31.174	19-	39.633	112.8	27.242	102.3	1:06.875
8-	42.510	59.8	32.413	<b>103.6</b>	1:14.923	20-	39.433	112.8	27.037	102.9	1:06.470
9-	<b>39.312</b>	<b>113.7</b>	27.254	103.2	1:06.566	21-	39.538	112.6	26.974	102.9	1:06.512
10-	39.375	113.4	26.927	102.5	1:06.302	22-	39.501	113.4	26.925	102.1	1:06.426
11-	39.781	101.2	29.777	102.1	1:09.558	23-	40.623	110.4	28.625	102.1	1:09.248
12-	39.624	112.4	27.003	102.5	1:06.627						
<b>29</b>	<b>Alex OSBORNE</b>					<b>APO Sport</b>					
1-	40.622	114.5	27.830	103.1	1:08.452	12-	39.238	114.1	<b>26.874</b>	103.2	<b>1:06.112</b>
2-	39.896	114.1	27.436	102.8	1:07.332	13-	39.888	112.8	27.333	102.6	1:07.221
3-	39.606	114.3	27.565	<b>104.0</b>	1:07.171	14-	39.406	114.5	26.955	103.1	1:06.361
4-	39.619	<b>115.7</b>	27.294	102.3	1:06.913	15-	39.695	114.1	In		1:14.385P
5-	39.493	114.3	In		1:14.043P	16-	Out	86.6	29.920	102.9	3:20.564
6-	Out	76.0	28.708	102.8	3:23.959	17-	39.957	113.7	27.062	103.2	1:07.019
7-	39.818	114.5	27.160	102.6	1:06.978	18-	39.196	114.7	29.749	102.5	1:08.945
8-	39.325	115.1	27.086	102.9	1:06.411	19-	39.951	114.5	26.983	103.4	1:06.934
9-	39.471	114.9	27.134	103.6	1:06.605	20-	39.928	114.1	27.251	102.6	1:07.179
10-	39.518	114.3	27.348	103.1	1:06.866	21-	39.280	114.5	26.978	103.1	1:06.258
11-	<b>39.189</b>	115.1	27.042	103.2	1:06.231						
<b>43</b>	<b>Steven HUNTER</b>					<b>JHR Developments</b>					
1-	41.382	110.7	27.995	100.5	1:09.377	11-	39.270	114.5	27.069	101.5	1:06.339
2-	42.707	78.3	28.661	100.0	1:11.368	12-	43.135	94.8	28.234	101.5	1:11.369
3-	40.066	112.4	28.925	97.7	1:08.991	13-	39.296	114.1	26.851	102.1	1:06.147
4-	42.567	99.1	In		1:19.913P	14-	39.498	113.6	27.020	100.9	1:06.518
5-	Out	94.4	28.519	100.0	4:28.899	15-	39.690	94.3	In		1:28.923P
6-	42.113	88.5	28.378	101.1	1:10.491	16-	Out	111.3	28.277	<b>102.9</b>	3:07.952
7-	39.869	113.7	27.131	101.5	1:07.000	17-	39.955	114.7	27.088	101.8	1:07.043
8-	39.524	113.7	27.892	101.4	1:07.416	18-	39.058	114.9	26.897	102.6	1:05.955
9-	39.390	113.4	38.087	95.7	1:17.477	19-	<b>39.056</b>	<b>115.1</b>	<b>26.836</b>	102.8	<b>1:05.892</b>
10-	41.420	99.6	30.291	102.0	1:11.711	20-	1:12.640	45.5	36.550	100.9	1:49.190
<b>46</b>	<b>Robert GAFFNEY</b>					<b>EPS UK with Robertshaw Racing</b>					
1-	40.910	113.6	27.764	103.2	1:08.674	11-	39.488	113.6	27.224	103.1	1:06.712
2-	40.882	96.1	28.002	<b>104.0</b>	1:08.884	12-	39.515	113.9	27.365	102.0	1:06.880
3-	40.056	114.3	27.346	103.9	1:07.402	13-	39.880	113.7	In		1:14.621P
4-	40.133	114.3	27.454	103.6	1:07.587	14-	Out	83.1	29.332	103.9	2:48.564
5-	40.001	113.4	In		1:14.642P	15-	39.942	114.7	27.810	103.6	1:07.752

Silverstone National  
Circuit Length = 1.6390 miles  
Start: 10:48 End: 11:19

Weather / Track : Cloudy / Dry

# ELF Renault Clio Cup

## QUALIFYING - ROUND 17 - SECTOR ANALYSIS

6 -	Out	78.7	30.066	86.1	2:42.415	16 -	<b>39.258</b>	<b>115.3</b>	27.225	99.9	1:06.483
7 -	41.646	114.7	27.446	103.4	1:09.092	17 -	39.462	114.9	<b>26.948</b>	98.5	1:06.410
8 -	39.383	114.9	26.999	<b>104.0</b>	<b>1:06.382</b>	18 -	39.756	114.1	27.096	103.4	1:06.852
9 -	39.502	114.7	27.003	<b>104.0</b>	1:06.505	19 -	39.338	114.1	27.232	94.0	1:06.570
10 -	39.269	115.1	27.264	103.6	1:06.533	20 -	41.885	113.6	In		1:16.341P
<b>66</b>	<b>Rob BOSTON</b>					Double Six Racing					
1 -	40.329	114.1	27.546	102.5	1:07.875	12 -	39.273	113.9	26.855	102.8	1:06.128
2 -	39.965	113.7	27.426	102.8	1:07.391	13 -	39.390	113.7	26.968	102.9	1:06.358
3 -	39.767	114.3	27.296	103.6	1:07.063	14 -	40.168	112.8	In		1:17.376P
4 -	39.496	114.3	27.500	103.1	1:06.996	15 -	Out	111.5	27.544	102.8	3:17.668
5 -	39.593	115.3	27.069	104.5	1:06.662	16 -	39.521	114.1	27.033	103.1	1:06.554
6 -	40.398	115.3	27.313	103.1	1:07.711	17 -	<b>39.001</b>	114.7	26.932	102.9	1:05.933
7 -	39.452	113.7	27.146	103.1	1:06.598	18 -	39.142	114.9	26.800	104.0	1:05.942
8 -	39.613	102.0	In		1:18.304P	19 -	39.127	115.7	<b>26.753</b>	<b>104.9</b>	<b>1:05.880</b>
9 -	Out	92.3	28.884	102.8	3:03.917	20 -	39.375	<b>116.1</b>	27.307	103.4	1:06.682
10 -	39.665	114.3	27.336	104.4	1:07.001	21 -	42.794	87.3	In		1:21.129P
11 -	39.149	114.1	27.070	103.1	1:06.219						
<b>77</b>	<b>Jonathan RIDLEY-HOLLOWAY</b>					Total Control Racing					
1 -	42.583	113.7	In		1:20.654P	11 -	39.637	114.3	27.019	103.6	1:06.656
2 -	Out	114.1	27.950	103.4	4:16.355	12 -	39.201	<b>114.7</b>	26.955	103.6	1:06.156
3 -	40.134	113.6	27.301	103.4	1:07.435	13 -	39.433	113.9	<b>26.829</b>	103.9	1:06.262
4 -	40.342	113.0	26.994	103.9	1:07.336	14 -	<b>39.158</b>	114.3	26.897	103.9	<b>1:06.055</b>
5 -	40.802	99.0	29.076	102.6	1:09.878	15 -	39.373	113.0	26.947	103.6	1:06.320
6 -	39.923	113.7	26.918	103.4	1:06.841	16 -	39.607	113.4	26.876	103.7	1:06.483
7 -	39.465	114.1	26.963	103.6	1:06.428	17 -	39.278	113.9	26.917	103.9	1:06.195
8 -	39.540	113.9	In		1:16.611P	18 -	39.725	114.3	27.023	103.4	1:06.748
9 -	Out	113.6	27.857	103.4	4:52.366	19 -	39.455	113.9	27.472	103.6	1:06.927
10 -	41.051	106.9	30.346	<b>104.0</b>	1:11.397						
<b>88</b>	<b>David DICKENSON</b>					Mardi Gras Motorsport					
1 -	41.675	112.0	28.182	101.8	1:09.857	11 -	Out	103.1	28.156	101.7	4:50.820
2 -	41.137	94.4	28.903	102.3	1:10.040	12 -	40.485	113.9	27.313	102.5	1:07.798
3 -	40.297	113.4	27.882	102.1	1:08.179	13 -	39.770	113.6	27.197	102.3	1:06.967
4 -	40.557	113.0	27.546	101.8	1:08.103	14 -	39.976	113.9	<b>27.032</b>	102.8	1:07.008
5 -	40.875	112.8	In		1:19.510P	15 -	40.196	113.9	27.058	102.0	1:07.254
6 -	Out	112.8	27.991	102.8	3:43.562	16 -	41.493	<b>114.9</b>	27.394	102.8	1:08.887
7 -	40.047	114.3	27.284	<b>103.6</b>	1:07.331	17 -	39.763	<b>114.9</b>	27.145	<b>103.6</b>	<b>1:06.908</b>
8 -	41.261	107.7	27.915	102.9	1:09.176	18 -	39.834	113.9	27.325	102.6	1:07.159
9 -	39.937	114.5	27.397	102.3	1:07.334	19 -	<b>39.490</b>	<b>114.9</b>	27.465	101.4	1:06.955
10 -	40.151	114.1	In		1:20.113P	20 -	40.096	113.9	In		1:17.461P
<b>99</b>	<b>Chaz SMALL</b>					Full Speed Racing					
1 -	41.712	110.9	28.210	103.2	1:09.922	14 -	39.385	113.6	<b>27.022</b>	102.3	1:06.407
2 -	39.929	114.5	27.579	102.6	1:07.508	15 -	39.460	113.4	27.031	102.5	1:06.491
3 -	39.758	114.1	27.353	103.2	1:07.111	16 -	39.295	113.2	27.251	102.5	1:06.546
4 -	39.812	114.1	27.453	102.6	1:07.265	17 -	39.524	113.7	27.090	<b>104.4</b>	1:06.614
5 -	41.206	111.8	27.437	101.5	1:08.643	18 -	<b>39.200</b>	<b>115.1</b>	27.072	103.6	<b>1:06.272</b>
6 -	39.917	112.4	27.377	102.3	1:07.294	19 -	40.169	114.1	27.269	102.6	1:07.438
7 -	39.837	112.2	27.218	102.8	1:07.055	20 -	39.383	114.1	27.056	103.7	1:06.439
8 -	39.886	112.8	27.115	102.3	1:07.001	21 -	39.433	113.9	27.394	102.0	1:06.827
9 -	39.475	113.6	27.042	103.1	1:06.517	22 -	41.535	113.7	27.290	102.3	1:08.825
10 -	39.801	113.4	In		1:15.090P	23 -	39.364	114.1	28.766	97.7	1:08.130
11 -	Out	93.6	31.863	100.3	2:22.130	24 -	45.977	73.7	31.451	88.4	1:17.428
12 -	43.069	99.0	28.856	102.8	1:11.925	25 -	40.079	114.1	27.189	102.1	1:07.268
13 -	39.550	114.3	27.091	102.3	1:06.641						

Silverstone National  
Circuit Length = 1.6390 miles  
Start: 10:48 End: 11:19

Weather / Track : Cloudy / Dry

**ELF Renault Clio Cup**  
**QUALIFYING - ROUND 17 - SPEED TRAPS**

SECTOR 1				SECTOR 2			FINISH LINE			
POS	NO	NAME	MPH	NO	NAME	MPH	NO	NAME	MPH	
1	66	Rob BOSTON	116.1				14	Niki LANIK	105.7	
2	22	Mike ROBINSON	115.7				6	Alex DEW	105.2	
3	29	Alex OSBORNE	115.7				5	Chris RICE	104.9	
4	5	Chris RICE	115.5				66	Rob BOSTON	104.9	
5	8	Peter FELIX	115.5				20	Stephen TYLDSLEY	104.7	
6	20	Stephen TYLDSLEY	115.5				27	Stefan HODGETTS	104.7	
7	15	Jeff SMITH	115.3				22	Mike ROBINSON	104.5	
8	24	Lee PATTISON	115.3				4	Ben WINROW	104.4	
9	46	Robert GAFFNEY	115.3				99	Chaz SMALL	104.4	
10	2	Gavin PYPER	115.1				3	Mark HAZELL	104.2	
11	11	Paul RIVETT	115.1				2	Gavin PYPER	104.0	
12	43	Steven HUNTER	115.1				11	Paul RIVETT	104.0	
13	99	Chaz SMALL	115.1				29	Alex OSBORNE	104.0	
14	12	Carl BRADLEY	114.9				46	Robert GAFFNEY	104.0	
15	14	Niki LANIK	114.9				77	Jonathan RIDLEY-HOLLOWAY	104.0	
16	27	Stefan HODGETTS	114.9				8	Peter FELIX	103.9	
17	88	David DICKENSON	114.9				9	Alex MacDOWALL	103.9	
18	1	Matt ALLISON	114.7				24	Lee PATTISON	103.7	
19	3	Mark HAZELL	114.7				12	Carl BRADLEY	103.6	
20	4	Ben WINROW	114.7				28	Phil GLEW	103.6	
21	77	Jonathan RIDLEY-HOLLOWAY	114.7				88	David DICKENSON	103.6	
22	6	Alex DEW	114.5				1	Matt ALLISON	103.4	
23	9	Alex MacDOWALL	114.5				10	Árón SMITH	103.2	
24	10	Árón SMITH	114.1				15	Jeff SMITH	103.1	
25	17	David SHEPHERD	114.1				43	Steven HUNTER	102.9	
26	28	Phil GLEW	113.7				17	David SHEPHERD	102.6	

# ELF Renault Clio Cup

## QUALIFYING - ROUND 17 - BEST SECTORS

SECTOR 1			SECTOR 2			IDEAL / BEST COMPARISON						
POS	NO	NAME	TIME	NO	NAME	TIME	POS	NO	NAME	IDEAL	BEST	DIFF
1	11	RIVETT	38.894	27	HODGETTS	26.627	1	11	RIVETT	1:05.639	1:05.688	0.049
2	66	BOSTON	39.001	14	LANIK	26.732	2	27	HODGETTS	1:05.707	1:05.768	0.061
3	4	WINROW	39.040	11	RIVETT	26.745	3	66	BOSTON	1:05.754	1:05.880	0.126
4	24	PATTISON	39.055	66	BOSTON	26.753	4	4	WINROW	1:05.817	1:05.870	0.053
5	43	HUNTER	39.056	2	PYPER	26.754	5	14	LANIK	1:05.818	1:05.919	0.101
6	27	HODGETTS	39.080	22	ROBINSON	26.756	6	24	PATTISON	1:05.826	1:05.871	0.045
7	14	LANIK	39.086	9	MacDOWALL	26.765	7	9	MacDOWALL	1:05.852	1:05.911	0.059
8	9	MacDOWALL	39.087	24	PATTISON	26.771	8	22	ROBINSON	1:05.857	1:05.938	0.081
9	22	ROBINSON	39.101	4	WINROW	26.777	9	43	HUNTER	1:05.892	1:05.892	0.000
10	2	PYPER	39.142	77	RIDLEY-HOLLOWAY	26.829	10	2	PYPER	1:05.896	1:06.033	0.137
11	12	BRADLEY	39.146	43	HUNTER	26.836	11	77	RIDLEY-HOLLOWAY	1:05.987	1:06.055	0.068
12	77	RIDLEY-HOLLOWAY	39.158	5	RICE	26.847	12	12	BRADLEY	1:06.003	1:06.155	0.152
13	1	ALLISON	39.171	12	BRADLEY	26.857	13	29	OSBORNE	1:06.063	1:06.112	0.049
14	29	OSBORNE	39.189	6	DEW	26.866	14	5	RICE	1:06.070	1:06.118	0.048
15	10	SMITH	39.192	28	GLEW	26.870	15	1	ALLISON	1:06.074	1:06.082	0.008
16	99	SMALL	39.200	29	OSBORNE	26.874	16	10	SMITH	1:06.136	1:06.141	0.005
17	5	RICE	39.223	1	ALLISON	26.903	17	6	DEW	1:06.139	1:06.360	0.221
18	17	SHEPHERD	39.249	10	SMITH	26.944	18	28	GLEW	1:06.182	1:06.259	0.077
19	8	FELIX	39.258	46	GAFFNEY	26.948	19	46	GAFFNEY	1:06.206	1:06.382	0.176
20	46	GAFFNEY	39.258	3	HAZELL	26.956	20	99	SMALL	1:06.222	1:06.272	0.050
21	6	DEW	39.273	99	SMALL	27.022	21	3	HAZELL	1:06.295	1:06.295	0.000
22	28	GLEW	39.312	20	TYLDSLEY	27.031	22	8	FELIX	1:06.334	1:06.334	0.000
23	3	HAZELL	39.339	88	DICKENSON	27.032	23	20	TYLDSLEY	1:06.392	1:06.484	0.092
24	20	TYLDSLEY	39.361	8	FELIX	27.076	24	17	SHEPHERD	1:06.467	1:06.527	0.060
25	88	DICKENSON	39.490	17	SHEPHERD	27.218	25	88	DICKENSON	1:06.522	1:06.908	0.386
26	15	SMITH	39.684	15	SMITH	27.321	26	15	SMITH	1:07.005	1:07.092	0.087
									Perfect lap	1:05.521		

Weather / Track : Cloudy / Dry


www.tsl-timing.com

Silverstone National  
Circuit Length = 1.6390 miles  
Start: 10:48 End: 11:19

Printed - 11.20 Saturday, 30 August 2008

# ELF Renault Clio Cup

## ROUND 17 - GRID

ROW 14	44	Lea WOOD	
ROW 13	88	1:06.908 David DICKENSON	1:07.092 15 Jeff SMITH
ROW 12	20	1:06.484 Stephen TYLDSLEY	1:06.527 17 David SHEPHERD
ROW 11	6	1:06.360 Alex DEW	1:06.382 46 Robert GAFFNEY
ROW 10	3	1:06.295 Mark HAZELL	1:06.334 8 Peter FELIX
ROW 9	28	1:06.259 Phil GLEW	1:06.272 99 Chaz SMALL
ROW 8	10	1:06.141 Aron SMITH	1:06.155 12 Carl BRADLEY
ROW 7	29	1:06.112 Alex OSBORNE	1:06.118 5 Chris RICE
ROW 6	77	1:06.055 Jonathan RIDLEY-HOLLOWAY	1:06.082 1 Matt ALLISON
ROW 5	22	1:05.938 Mike ROBINSON	1:06.033 2 Gavin PYPER
ROW 4	9	1:05.911 Alex MacDOWALL	1:05.919 14 Niki LANIK
ROW 3	66	1:05.880 Rob BOSTON	1:05.892 43 Steven HUNTER
ROW 2	4	1:05.870 Ben WINROW	1:05.871 24 Lee PATTISON
ROW 1	11	1:05.688 Paul RIVETT	1:05.768 27 Stefan HODGETTS
<b>Pole</b>			
			


Silverstone National  
Circuit Length = 1.6390 miles

Clerk of Course :

Timekeeper :

# ELF Renault Clio Cup

## ROUND 18 - GRID

ROW 14	44	Lea WOOD	
ROW 13	88	1:06.955 David DICKENSON	1:07.734 15 Jeff SMITH
ROW 12	17	1:06.625 David SHEPHERD	1:06.633 3 Mark HAZELL
ROW 11	20	1:06.532 Stephen TYLDSLEY	1:06.537 8 Peter FELIX
ROW 10	46	1:06.410 Robert GAFFNEY	1:06.423 6 Alex DEW
ROW 9	1	1:06.323 Matt ALLISON	1:06.407 99 Chaz SMALL
ROW 8	29	1:06.231 Alex OSBORNE	1:06.302 28 Phil GLEW
ROW 7	10	1:06.167 Árón SMITH	1:06.222 5 Chris RICE
ROW 6	77	1:06.156 Jonathan RIDLEY-HOLLOWAY	1:06.161 12 Carl BRADLEY
ROW 5	2	1:06.062 Gavin PYPER	1:06.101 4 Ben WINROW
ROW 4	14	1:06.010 Niki LANIK	1:06.022 22 Mike ROBINSON
ROW 3	9	1:05.943 Alex MacDOWALL	1:05.955 43 Steven HUNTER
ROW 2	24	1:05.873 Lee PATTISON	1:05.933 66 Rob BOSTON
ROW 1	11	1:05.706 Paul RIVETT	1:05.792 27 Stefan HODGETTS
<b>Pole</b>			
			

Silverstone National  
Circuit Length = 1.6390 miles

Clerk of Course :

Timekeeper :

# ELF Renault Clio Cup

## ROUND 17 - CLASSIFICATION

POS	NO	CL	NAME	NAT	ENTRY	LAPS	TIME	GAP	DIFF	MPH	BEST	ON
1	27		<b>Stefan HODGETTS</b>	GBR	Total Control Racing	18	20:11.779			87.64	1:06.354	5
2	11		<b>Paul RIVETT</b>	GBR	JHR Developments	18	20:11.960	<b>0.181</b>	0.181	87.63	1:06.332	5
3	4		<b>Ben WINROW</b>	GBR	Team Pyro	18	20:14.124	<b>2.345</b>	2.164	87.47	1:06.274	4
4	24		<b>Lee PATTISON</b>	GBR	P9 Raceshop/Range Storage	18	20:14.684	<b>2.905</b>	0.560	87.43	1:06.303	4
5	9		<b>Alex MacDOWALL</b>	GBR	Total Control Racing	18	20:14.885	<b>3.106</b>	0.201	87.42	1:06.517	11
6	22		<b>Mike ROBINSON</b>	GBR	Total Control Racing	18	20:15.096	<b>3.317</b>	0.211	87.40	1:06.448	11
7	66		<b>Rob BOSTON</b>	GBR	Double Six Racing	18	20:15.510	<b>3.731</b>	0.414	87.37	1:06.330	11
8	14		<b>Niki LANIK</b>	AUT	Y4HR Miracle Drywash with SVE	18	20:15.647	<b>3.868</b>	0.137	87.36	1:06.396	11
9	12		<b>Carl BRADLEY</b>	GBR	Coastal Racing	18	20:20.718	<b>8.939</b>	5.071	87.00	1:06.630	12
10	2		<b>Gavin PYPER</b>	GBR	Mardi Gras Motorsport	18	20:22.039	<b>10.260</b>	1.321	86.90	1:06.846	7
11	10		<b>Árón SMITH</b>	IRL	Mardi Gras Motorsport	18	20:23.189	<b>11.410</b>	1.150	86.82	1:06.764	10
12	99		<b>Chaz SMALL</b>	GBR	Full Speed Racing	18	20:23.408	<b>11.629</b>	0.219	86.81	1:06.842	10
13	5		<b>Chris RICE</b>	GBR	Team Pyro	18	20:25.919	<b>14.140</b>	2.511	86.63	1:06.874	4
14	29		<b>Alex OSBORNE</b>	GBR	APO Sport	18	20:26.652	<b>14.873</b>	0.733	86.58	1:06.782	7
15	20		<b>Stephen TYLDSLEY</b>	GBR	Coastal Racing	18	20:26.878	<b>15.099</b>	0.226	86.56	1:06.661	7
16	77		<b>Jonathan RIDLEY-HOLLOW</b>	GBR	Total Control Racing	18	20:26.941	<b>15.162</b>	0.063	86.56	1:06.718	12
17	6		<b>Alex DEW</b>	GBR	Team Pyro with Dewsport	18	20:27.609	<b>15.830</b>	0.668	86.51	1:07.027	7
18	8		<b>Peter FELIX</b>	GBR	Valtra with Full Speed Racing	18	20:28.097	<b>16.318</b>	0.488	86.48	1:06.736	18
19	88		<b>David DICKENSON</b>	IRL	Mardi Gras Motorsport	18	20:31.617	<b>19.838</b>	3.520	86.23	1:06.928	16
20	3		<b>Mark HAZELL</b>	GBR	JHR Developments	18	20:32.608	<b>20.829</b>	0.991	86.16	1:06.989	12
21	15		<b>Jeff SMITH</b>	GBR	Team Pyro	18	21:04.685	<b>52.906</b>	32.077	83.97	1:08.002	17

### NOT CLASSIFIED

<i>DNF</i> 1			<b>Matt ALLISON</b>	GBR	JHR Developments	8	9:10.645	<b>10 laps</b>	10 laps	85.72	1:07.007	8
<i>DNF</i> 46			<b>Robert GAFFNEY</b>	GBR	EPS UK with Robertshaw Racing	7	8:09.326	<b>11 laps</b>	1 lap	84.40	1:06.974	7
<i>DNF</i> 28			<b>Phil GLEW</b>	GBR	Full Speed Racing	7	8:10.013	<b>11 laps</b>	0.687	84.28	1:06.824	7
<i>DNF</i> 17			<b>David SHEPHERD</b>	GBR	Amery Motorsport	1	1:37.656	<b>17 laps</b>	6 laps	60.41		

### FASTEST LAP

4			<b>Ben WINROW</b>	GBR	Team Pyro	4	1:06.274			89.02 mph	143.27 kph	
---	--	--	-------------------	-----	-----------	---	----------	--	--	-----------	------------	--

Weather / Track : Sunny / Dry

These results are provisional until the conclusion of any judicial and technical matters.

Silverstone National  
Circuit Length = 1.6390 miles  
Start: 15:49 End: 16:10

Clerk of Course :		Timekeeper :	
-------------------	--	--------------	--

# ELF Renault Clio Cup

## ROUND 17 - SECTOR ANALYSIS

<b>1</b>	<b>Matt ALLISON</b> JHR Developments										
1-	43.105	114.1	28.293	103.4	1:11.398	5-	39.898	<b>114.5</b>	27.410	103.1	1:07.308
2-	<b>39.699</b>	<b>114.5</b>	27.669	102.5	1:07.368	6-	39.736	114.3	27.307	103.4	1:07.043
3-	39.883	113.9	27.390	102.8	1:07.273	7-	39.724	114.1	27.371	103.1	1:07.095
4-	40.006	113.6	27.354	102.8	1:07.360	8-	39.706	114.3	<b>27.301</b>	<b>104.2</b>	<b>1:07.007</b>
<b>2</b>	<b>Gavin PYPER</b> Mardi Gras Motorsport										
1-	42.962	<b>114.1</b>	27.569	104.0	1:10.531	10-	39.800	113.9	27.193	102.3	1:06.993
2-	40.443	112.0	27.725	102.8	1:08.168	11-	39.889	113.7	27.348	102.1	1:07.237
3-	39.906	113.7	27.084	103.6	1:06.990	12-	39.835	113.6	27.133	103.4	1:06.968
4-	39.800	113.6	27.145	103.7	1:06.945	13-	39.678	113.9	27.213	103.6	1:06.891
5-	40.817	113.6	27.208	103.4	1:08.025	14-	40.150	113.6	27.382	102.3	1:07.532
6-	39.728	113.9	27.159	103.6	1:06.887	15-	39.776	113.7	27.275	102.6	1:07.051
7-	39.820	113.7	<b>27.026</b>	103.7	<b>1:06.846</b>	16-	40.280	112.4	27.678	<b>104.4</b>	1:07.958
8-	<b>39.620</b>	113.9	27.282	103.2	1:06.902	17-	40.049	113.9	27.263	104.0	1:07.312
9-	39.931	113.4	27.159	102.9	1:07.090	18-	40.129	113.6	27.573	103.6	1:07.702
<b>3</b>	<b>Mark HAZELL</b> JHR Developments										
1-	43.835	106.9	29.844	103.4	1:13.679	10-	40.171	113.0	27.337	103.7	1:07.508
2-	40.517	113.6	27.991	103.7	1:08.508	11-	39.812	113.0	27.304	103.4	1:07.116
3-	40.206	114.3	28.364	103.7	1:08.570	12-	<b>39.620</b>	113.9	27.369	103.7	<b>1:06.989</b>
4-	40.108	113.2	27.379	103.6	1:07.487	13-	39.946	113.4	27.428	103.1	1:07.374
5-	39.901	113.9	27.598	<b>104.5</b>	1:07.499	14-	39.881	113.2	27.347	103.6	1:07.228
6-	39.751	113.7	27.519	104.2	1:07.270	15-	39.940	112.6	27.398	103.1	1:07.338
7-	39.806	<b>114.7</b>	<b>27.263</b>	104.2	1:07.069	16-	39.629	113.6	27.392	103.4	1:07.021
8-	41.845	110.4	27.922	103.6	1:09.767	17-	39.694	113.7	27.472	103.6	1:07.166
9-	40.666	113.6	27.463	103.4	1:08.129	18-	39.845	113.4	27.440	103.1	1:07.285
<b>4</b>	<b>Ben WINROW</b> Team Pyro										
1-	42.889	112.8	27.182	104.2	1:10.071	10-	40.295	113.6	27.037	104.4	1:07.332
2-	39.759	114.3	27.514	103.7	1:07.273	11-	39.381	<b>114.9</b>	27.277	104.7	1:06.658
3-	39.855	114.1	27.162	104.5	1:07.017	12-	39.693	114.3	27.243	104.2	1:06.936
4-	<b>39.342</b>	114.5	<b>26.932</b>	104.4	<b>1:06.274</b>	13-	39.584	<b>114.9</b>	27.150	104.7	1:06.734
5-	39.377	114.3	27.007	<b>104.9</b>	1:06.384	14-	39.761	113.7	27.968	102.1	1:07.729
6-	39.438	114.1	27.128	<b>104.9</b>	1:06.566	15-	40.609	113.4	27.577	103.7	1:08.186
7-	39.714	113.9	27.054	104.2	1:06.768	16-	39.602	114.1	27.019	104.2	1:06.621
8-	39.568	113.7	27.146	104.0	1:06.714	17-	39.547	114.5	27.339	104.5	1:06.886
9-	39.389	113.9	27.145	103.9	1:06.534	18-	39.875	112.6	27.029	102.6	1:06.904
<b>5</b>	<b>Chris RICE</b> Team Pyro										
1-	43.832	113.7	28.616	103.7	1:12.448	10-	39.921	114.5	27.357	103.6	1:07.278
2-	40.073	114.7	27.426	103.9	1:07.499	11-	39.764	114.3	<b>27.135</b>	<b>104.0</b>	1:06.899
3-	40.211	113.7	27.959	103.1	1:08.170	12-	39.665	114.3	27.266	103.9	1:06.931
4-	<b>39.518</b>	114.3	27.356	103.6	<b>1:06.874</b>	13-	40.941	111.8	27.517	103.1	1:08.458
5-	39.624	114.9	27.352	103.9	1:06.976	14-	39.783	114.1	27.423	103.9	1:07.206
6-	39.724	<b>115.1</b>	27.732	<b>104.0</b>	1:07.456	15-	39.972	114.3	27.235	103.4	1:07.207
7-	39.880	114.1	27.249	103.6	1:07.129	16-	40.059	113.6	27.294	102.8	1:07.353
8-	39.757	114.1	27.451	<b>104.0</b>	1:07.208	17-	40.001	114.3	27.372	101.8	1:07.373
9-	39.761	113.9	27.277	103.4	1:07.038	18-	40.441	112.6	27.213	102.5	1:07.654
<b>6</b>	<b>Alex DEW</b> Team Pyro with Dewsport										
1-	43.401	112.0	28.999	104.4	1:12.400	10-	39.599	113.9	27.483	104.4	1:07.082
2-	40.871	111.1	27.763	103.7	1:08.634	11-	39.715	113.2	27.353	103.6	1:07.068
3-	40.308	112.6	27.549	104.0	1:07.857	12-	39.753	113.7	27.518	104.7	1:07.271
4-	40.028	111.5	27.773	103.9	1:07.801	13-	39.676	113.9	27.516	104.7	1:07.192
5-	39.852	112.6	27.332	104.0	1:07.184	14-	40.075	<b>114.9</b>	27.536	104.9	1:07.611
6-	39.769	112.6	<b>27.273</b>	104.2	1:07.042	15-	39.831	114.1	27.432	105.0	1:07.263
7-	<b>39.599</b>	112.8	27.428	104.2	<b>1:07.027</b>	16-	39.801	114.1	27.466	<b>105.2</b>	1:07.267
8-	39.676	113.4	27.423	104.4	1:07.099	17-	39.789	113.7	27.466	<b>105.2</b>	1:07.255
9-	39.713	113.0	27.316	104.9	1:07.029	18-	39.757	114.3	27.546	<b>105.2</b>	1:07.303
<b>8</b>	<b>Peter FELIX</b> Valtra with Full Speed Racing										
1-	43.414	113.0	28.468	103.9	1:11.882	10-	39.553	114.3	27.325	103.6	1:06.878

Silverstone National  
Circuit Length = 1.6390 miles  
Start: 15:49 End: 16:10

Weather / Track : Sunny / Dry

## ELF Renault Clio Cup

### ROUND 17 - SECTOR ANALYSIS

2-	40.102	114.9	27.464	103.6	1:07.566	11-	39.655	114.1	27.345	103.7	1:07.000
3-	39.958	<b>115.3</b>	33.305	97.7	1:13.263	12-	39.925	114.7	27.342	103.6	1:07.267
4-	40.438	114.5	27.379	103.6	1:07.817	13-	39.532	114.5	27.346	103.7	1:06.878
5-	39.713	114.3	27.195	104.0	1:06.908	14-	39.574	114.7	27.549	103.7	1:07.123
6-	39.534	114.7	27.222	<b>104.7</b>	1:06.756	15-	39.656	114.3	27.462	103.2	1:07.118
7-	39.975	110.4	27.335	104.5	1:07.310	16-	39.688	114.7	27.412	103.9	1:07.100
8-	39.885	113.6	27.336	103.1	1:07.221	17-	<b>39.511</b>	114.9	27.309	104.0	1:06.820
9-	39.612	113.7	<b>27.149</b>	103.6	1:06.761	18-	39.563	114.5	27.173	104.4	<b>1:06.736</b>
<b>9</b>	<b>Alex MacDOWALL</b>					<b>Total Control Racing</b>					
1-	42.628	110.9	27.770	103.7	1:10.398	10-	39.488	114.7	27.183	104.2	1:06.671
2-	39.668	113.7	27.220	103.2	1:06.888	11-	39.407	114.1	27.110	104.5	<b>1:06.517</b>
3-	39.493	113.9	27.151	104.2	1:06.644	12-	39.555	114.9	<b>27.089</b>	<b>105.2</b>	1:06.644
4-	39.528	114.1	27.168	104.0	1:06.696	13-	39.503	<b>115.1</b>	27.160	104.4	1:06.663
5-	39.673	113.7	27.221	103.9	1:06.894	14-	39.671	113.2	27.742	102.3	1:07.413
6-	39.559	113.6	27.171	104.2	1:06.730	15-	40.449	112.6	27.515	104.4	1:07.964
7-	39.484	113.9	27.185	104.2	1:06.669	16-	39.622	114.1	27.582	104.4	1:07.204
8-	39.439	114.1	27.135	104.2	1:06.574	17-	39.523	114.3	27.259	104.0	1:06.782
9-	<b>39.395</b>	114.1	27.171	104.4	1:06.566	18-	40.003	114.1	27.420	<b>105.2</b>	1:07.423
<b>10</b>	<b>Árón SMITH</b>					<b>Mardi Gras Motorsport</b>					
1-	43.557	114.3	28.244	103.4	1:11.801	10-	39.581	<b>114.7</b>	<b>27.183</b>	103.6	<b>1:06.764</b>
2-	39.905	114.1	27.407	103.9	1:07.312	11-	39.713	114.1	27.337	103.6	1:07.050
3-	40.465	113.7	27.468	103.2	1:07.933	12-	39.745	113.9	27.501	103.6	1:07.246
4-	39.715	113.9	27.297	103.6	1:07.012	13-	40.886	113.4	27.204	102.9	1:08.090
5-	39.669	114.1	27.353	103.6	1:07.022	14-	40.040	113.2	27.305	102.8	1:07.345
6-	39.944	113.9	27.389	<b>104.7</b>	1:07.333	15-	39.742	112.8	27.250	102.8	1:06.992
7-	39.746	113.6	27.278	103.4	1:07.024	16-	39.835	113.4	27.416	103.4	1:07.251
8-	<b>39.475</b>	113.9	27.433	<b>104.7</b>	1:06.908	17-	39.765	112.8	27.245	102.9	1:07.010
9-	39.519	113.9	27.338	104.2	1:06.857	18-	39.816	113.6	27.232	102.9	1:07.048
<b>11</b>	<b>Paul RIVETT</b>					<b>JHR Developments</b>					
1-	42.862	112.6	27.157	102.9	1:10.019	10-	39.565	113.9	27.055	102.9	1:06.620
2-	39.716	113.0	27.234	102.3	1:06.950	11-	39.560	113.9	27.165	<b>103.7</b>	1:06.725
3-	39.522	113.0	27.025	102.6	1:06.547	12-	40.700	111.1	27.158	103.4	1:07.858
4-	39.486	114.1	<b>26.859</b>	103.1	1:06.345	13-	39.512	<b>114.7</b>	27.028	102.6	1:06.540
5-	<b>39.340</b>	114.3	26.992	102.9	<b>1:06.332</b>	14-	39.661	114.3	27.166	102.5	1:06.827
6-	39.499	113.4	27.092	102.9	1:06.591	15-	39.635	113.2	27.194	102.5	1:06.829
7-	39.944	113.0	26.993	102.6	1:06.937	16-	40.517	112.4	27.166	102.8	1:07.683
8-	39.596	113.9	27.011	102.9	1:06.607	17-	39.844	113.9	27.099	102.8	1:06.943
9-	39.897	113.6	27.113	102.6	1:07.010	18-	39.605	113.9	27.056	103.1	1:06.661
<b>12</b>	<b>Carl BRADLEY</b>					<b>Coastal Racing</b>					
1-	43.150	114.1	28.179	104.0	1:11.329	10-	39.693	113.9	27.378	103.2	1:07.071
2-	39.817	<b>115.5</b>	27.829	<b>104.2</b>	1:07.646	11-	39.769	113.6	27.084	103.1	1:06.853
3-	40.352	114.5	27.285	103.6	1:07.637	12-	<b>39.503</b>	114.7	27.127	103.1	<b>1:06.630</b>
4-	39.676	115.3	27.498	103.7	1:07.174	13-	39.618	114.5	27.081	103.1	1:06.699
5-	39.816	115.1	27.355	102.8	1:07.171	14-	40.057	113.7	27.441	102.6	1:07.498
6-	39.826	114.9	27.388	103.7	1:07.214	15-	39.872	114.1	27.216	103.1	1:07.088
7-	39.838	115.3	<b>27.029</b>	103.4	1:06.867	16-	39.949	113.0	27.479	103.1	1:07.428
8-	39.504	115.3	27.313	103.2	1:06.817	17-	39.548	113.7	27.173	102.6	1:06.721
9-	39.593	114.3	27.091	103.6	1:06.684	18-	39.875	113.7	27.314	102.8	1:07.189
<b>14</b>	<b>Niki LANIK</b>					<b>Y4HR Miracle Drywash with SVE</b>					
1-	42.708	112.4	28.225	105.0	1:10.933	10-	39.555	114.5	27.098	<b>105.8</b>	1:06.653
2-	39.972	111.8	27.434	103.6	1:07.406	11-	39.353	114.5	<b>27.043</b>	105.4	<b>1:06.396</b>
3-	39.681	113.9	27.230	105.2	1:06.911	12-	39.547	114.7	27.088	105.7	1:06.635
4-	39.474	114.3	27.100	105.0	1:06.574	13-	39.571	<b>114.9</b>	27.059	104.7	1:06.630
5-	39.864	113.4	27.267	103.6	1:07.131	14-	39.519	114.7	27.219	104.9	1:06.738
6-	39.742	113.6	27.280	104.7	1:07.022	15-	39.981	112.6	28.540	105.2	1:08.521
7-	39.458	113.6	27.174	104.5	1:06.632	16-	39.750	<b>114.9</b>	27.239	105.2	1:06.989
8-	39.472	114.1	27.049	105.4	1:06.521	17-	39.534	114.7	27.318	105.0	1:06.852
9-	<b>39.291</b>	113.9	27.211	105.7	1:06.502	18-	39.962	113.7	27.361	104.4	1:07.323

Silverstone National  
Circuit Length = 1.6390 miles  
Start: 15:49 End: 16:10

Weather / Track : Sunny / Dry

# ELF Renault Clio Cup

## ROUND 17 - SECTOR ANALYSIS

<b>15</b>	<b>Jeff SMITH</b>		<b>Team Pyro</b>								
1-	43.733	108.4	48.037	98.1	1:31.770	10-	40.640	110.7	<b>27.477</b>	101.1	1:08.117
2-	41.722	109.7	28.022	100.3	1:09.744	11-	40.585	110.4	27.607	100.9	1:08.192
3-	40.838	110.4	27.876	100.3	1:08.714	12-	40.664	<b>110.9</b>	27.536	100.9	1:08.200
4-	40.530	110.2	27.710	100.8	1:08.240	13-	40.589	110.7	27.567	100.8	1:08.156
5-	40.493	110.2	27.672	101.1	1:08.165	14-	40.465	<b>110.9</b>	27.805	100.8	1:08.270
6-	40.489	109.8	27.634	101.1	1:08.123	15-	40.486	110.7	28.158	101.1	1:08.644
7-	40.683	110.4	27.626	100.9	1:08.309	16-	40.595	110.2	27.666	100.8	1:08.261
8-	<b>40.382</b>	110.2	27.633	<b>101.2</b>	1:08.015	17-	40.409	110.7	27.593	100.9	<b>1:08.002</b>
9-	40.549	110.6	27.712	101.1	1:08.261	18-	40.387	110.7	27.816	101.1	1:08.203
<b>17</b>	<b>David SHEPHERD</b>		<b>Amery Motorsport</b>								
1-	<b>43.234</b>	<b>114.7</b>	In		1:26.586P						
<b>20</b>	<b>Stephen TYLDSLEY</b>		<b>Coastal Racing</b>								
1-	42.888	113.4	29.979	103.2	1:12.867	10-	40.088	114.1	27.448	104.2	1:07.536
2-	40.039	111.1	28.074	102.6	1:08.113	11-	39.848	113.7	27.136	103.9	1:06.984
3-	40.113	<b>114.5</b>	27.888	104.4	1:08.001	12-	39.780	114.3	27.324	104.0	1:07.104
4-	39.844	113.6	27.424	104.0	1:07.268	13-	39.670	114.3	27.334	<b>105.0</b>	1:07.004
5-	39.990	113.2	27.682	103.6	1:07.672	14-	39.658	114.1	27.172	104.0	1:06.830
6-	39.770	113.4	27.235	103.4	1:07.005	15-	<b>39.526</b>	113.9	27.159	104.2	1:06.685
7-	39.629	113.2	<b>27.032</b>	103.6	<b>1:06.661</b>	16-	39.790	113.7	27.279	104.2	1:07.069
8-	39.723	114.1	27.153	104.4	1:06.876	17-	39.699	<b>114.5</b>	27.357	104.5	1:07.056
9-	39.663	114.1	27.330	104.4	1:06.993	18-	40.311	113.6	27.763	101.5	1:08.074
<b>22</b>	<b>Mike ROBINSON</b>		<b>Total Control Racing</b>								
1-	43.052	114.3	27.591	<b>105.5</b>	1:10.643	10-	39.458	114.9	27.118	104.0	1:06.576
2-	40.257	113.4	27.326	104.2	1:07.583	11-	39.469	114.5	<b>26.979</b>	104.4	<b>1:06.448</b>
3-	39.551	114.7	27.188	104.9	1:06.739	12-	39.427	114.7	27.303	104.0	1:06.730
4-	39.814	113.6	27.382	101.8	1:07.196	13-	<b>39.394</b>	114.9	27.144	104.2	1:06.538
5-	40.128	113.6	27.180	103.9	1:07.308	14-	39.558	114.9	27.220	104.0	1:06.778
6-	39.472	114.1	27.320	103.7	1:06.792	15-	39.411	<b>115.3</b>	27.415	104.7	1:06.826
7-	39.509	114.1	27.038	104.2	1:06.547	16-	39.728	114.5	27.278	104.5	1:07.006
8-	39.548	114.5	26.992	104.5	1:06.540	17-	39.558	114.7	27.293	104.7	1:06.851
9-	39.539	114.1	27.092	104.0	1:06.631	18-	39.961	114.3	27.287	104.5	1:07.248
<b>24</b>	<b>Lee PATTISON</b>		<b>P9 Raceshop/Range Storage</b>								
1-	43.125	113.0	27.324	102.8	1:10.449	10-	39.910	113.4	27.244	102.1	1:07.154
2-	39.491	114.1	27.119	101.8	1:06.610	11-	39.543	113.2	27.224	102.1	1:06.767
3-	39.429	113.6	27.082	102.6	1:06.511	12-	39.738	112.8	27.219	103.1	1:06.957
4-	<b>39.317</b>	114.1	<b>26.986</b>	102.9	<b>1:06.303</b>	13-	39.587	<b>114.3</b>	27.151	102.8	1:06.738
5-	39.499	113.0	27.127	102.1	1:06.626	14-	39.826	113.0	27.788	101.2	1:07.614
6-	39.641	112.0	27.206	102.5	1:06.847	15-	39.705	113.0	27.297	102.1	1:07.002
7-	39.582	113.0	27.053	102.5	1:06.635	16-	40.046	111.8	27.522	101.5	1:07.568
8-	39.579	113.7	27.095	102.6	1:06.674	17-	39.912	113.0	27.360	102.1	1:07.272
9-	39.498	113.4	27.177	<b>103.4</b>	1:06.675	18-	40.305	113.0	27.373	102.3	1:07.678
<b>27</b>	<b>Stefan HODGETTS</b>		<b>Total Control Racing</b>								
1-	42.796	113.0	27.082	103.2	1:09.878	10-	39.680	112.8	26.954	103.6	1:06.634
2-	39.601	112.6	27.121	102.9	1:06.722	11-	39.739	<b>113.4</b>	27.079	103.6	1:06.818
3-	39.671	112.6	26.932	103.1	1:06.603	12-	40.234	112.0	27.037	103.9	1:07.271
4-	39.561	112.8	26.878	103.4	1:06.439	13-	39.934	112.6	26.990	103.7	1:06.924
5-	<b>39.506</b>	112.8	<b>26.848</b>	103.7	<b>1:06.354</b>	14-	39.721	112.8	27.139	103.2	1:06.860
6-	39.665	112.6	27.048	<b>104.2</b>	1:06.713	15-	39.831	112.6	27.235	103.6	1:07.066
7-	39.884	112.2	27.024	103.7	1:06.908	16-	40.393	111.7	27.144	102.6	1:07.537
8-	39.600	113.2	26.987	103.7	1:06.587	17-	39.903	112.6	27.063	103.9	1:06.966
9-	39.950	112.6	26.964	103.6	1:06.914	18-	39.656	113.2	27.145	103.2	1:06.801
<b>28</b>	<b>Phil GLEW</b>		<b>Full Speed Racing</b>								
1-	43.490	112.0	35.269	101.5	1:18.759	5-	<b>39.414</b>	113.7	27.437	103.2	1:06.851
2-	39.790	112.6	27.699	102.9	1:07.489	6-	39.951	113.6	27.180	103.6	1:07.131
3-	39.724	113.4	<b>27.166</b>	<b>104.5</b>	1:06.890	7-	39.625	<b>114.1</b>	27.199	103.9	<b>1:06.824</b>
4-	39.552	113.2	27.315	103.2	1:06.867						

Silverstone National  
Circuit Length = 1.6390 miles  
Start: 15:49 End: 16:10

Weather / Track : Sunny / Dry

## ELF Renault Clio Cup

### ROUND 17 - SECTOR ANALYSIS

<b>29</b>	<b>Alex OSBORNE</b>				APO Sport						
1-	42.850	<b>115.3</b>	27.677	102.8	1:10.527	10-	39.933	114.1	27.231	103.2	1:07.164
2-	39.977	114.1	27.796	102.9	1:07.773	11-	40.328	114.3	27.263	<b>103.6</b>	1:07.591
3-	39.884	114.7	27.223	102.9	1:07.107	12-	39.867	113.7	27.636	100.9	1:07.503
4-	<b>39.630</b>	113.9	27.342	103.2	1:06.972	13-	42.208	111.3	27.264	103.2	1:09.472
5-	40.667	113.7	27.379	103.1	1:08.046	14-	39.716	114.5	27.414	102.9	1:07.130
6-	39.761	113.9	27.174	103.4	1:06.935	15-	40.019	113.9	27.283	102.9	1:07.302
7-	39.646	114.9	<b>27.136</b>	103.1	<b>1:06.782</b>	16-	40.112	114.1	27.248	<b>103.6</b>	1:07.360
8-	40.016	113.4	27.186	103.1	1:07.202	17-	39.939	113.4	27.681	102.0	1:07.620
9-	39.942	113.7	27.202	103.1	1:07.144	18-	40.735	113.7	27.628	102.6	1:08.363
<b>46</b>	<b>Robert GAFFNEY</b>				EPS UK with Robertshaw Racing						
1-	43.917	<b>116.5</b>	28.385	104.4	1:12.302	5-	40.025	113.9	27.625	103.9	1:07.650
2-	41.124	112.4	28.026	<b>105.4</b>	1:09.150	6-	39.794	113.2	27.725	104.0	1:07.519
3-	40.462	114.1	27.501	103.6	1:07.963	7-	<b>39.687</b>	114.5	<b>27.287</b>	103.4	<b>1:06.974</b>
4-	39.821	110.2	28.051	103.4	1:07.872						
<b>66</b>	<b>Rob BOSTON</b>				Double Six Racing						
1-	42.699	113.6	28.048	104.4	1:10.747	10-	39.520	114.7	27.189	104.7	1:06.709
2-	39.835	114.3	27.691	104.4	1:07.526	11-	39.284	115.5	<b>27.046</b>	104.2	<b>1:06.330</b>
3-	39.595	114.9	27.351	103.7	1:06.946	12-	<b>39.268</b>	115.1	27.477	103.7	1:06.745
4-	39.811	113.7	27.623	103.4	1:07.434	13-	39.367	115.7	27.086	104.4	1:06.453
5-	40.667	114.3	27.297	104.4	1:07.964	14-	39.530	115.7	27.474	103.7	1:07.004
6-	39.317	115.3	27.137	104.7	1:06.454	15-	39.280	<b>116.3</b>	27.245	104.9	1:06.525
7-	39.481	115.3	27.091	104.4	1:06.572	16-	39.874	115.3	27.236	105.0	1:07.110
8-	39.448	115.7	27.060	104.2	1:06.508	17-	39.553	115.5	27.290	105.5	1:06.843
9-	39.407	115.7	27.237	104.4	1:06.644	18-	39.924	115.7	27.478	<b>105.7</b>	1:07.402
<b>77</b>	<b>Jonathan RIDLEY-HOLLOWAY</b>				Total Control Racing						
1-	43.289	115.1	28.036	<b>104.9</b>	1:11.325	10-	40.017	114.3	27.296	103.9	1:07.313
2-	40.009	114.7	28.079	103.9	1:08.088	11-	39.861	114.3	<b>27.111</b>	104.0	1:06.972
3-	40.260	114.1	27.213	104.2	1:07.473	12-	<b>39.576</b>	114.7	27.142	104.0	<b>1:06.718</b>
4-	39.744	113.9	27.559	103.7	1:07.303	13-	41.439	110.6	27.771	103.7	1:09.210
5-	39.863	<b>115.5</b>	27.361	104.4	1:07.224	14-	39.859	114.5	27.583	103.7	1:07.442
6-	39.802	114.9	27.374	104.7	1:07.176	15-	39.637	114.5	27.501	104.2	1:07.138
7-	39.864	114.9	27.541	104.4	1:07.405	16-	39.806	113.6	27.466	103.7	1:07.272
8-	40.523	113.9	27.405	104.2	1:07.928	17-	39.862	114.1	27.382	103.2	1:07.244
9-	39.757	113.9	27.116	104.2	1:06.873	18-	40.544	113.0	27.937	103.1	1:08.481
<b>88</b>	<b>David DICKENSON</b>				Mardi Gras Motorsport						
1-	43.744	<b>114.5</b>	29.879	102.5	1:13.623	10-	39.989	113.4	27.205	103.2	1:07.194
2-	40.210	113.6	27.627	102.3	1:07.837	11-	39.964	113.6	27.350	102.5	1:07.314
3-	40.393	112.8	27.538	102.9	1:07.931	12-	<b>39.744</b>	113.6	27.248	103.1	1:06.992
4-	40.065	112.8	27.279	<b>103.7</b>	1:07.344	13-	39.982	113.6	27.283	<b>103.7</b>	1:07.265
5-	39.816	113.9	27.723	103.1	1:07.539	14-	39.884	<b>114.5</b>	27.281	102.9	1:07.165
6-	40.548	112.8	27.283	102.8	1:07.831	15-	40.240	112.2	27.345	102.9	1:07.585
7-	40.128	111.3	27.198	103.6	1:07.326	16-	39.807	113.2	<b>27.121</b>	102.6	<b>1:06.928</b>
8-	40.751	109.3	27.513	103.4	1:08.264	17-	39.970	113.6	27.234	102.8	1:07.204
9-	40.041	112.0	27.160	103.1	1:07.201	18-	40.201	113.2	27.362	103.4	1:07.563
<b>99</b>	<b>Chaz SMALL</b>				Full Speed Racing						
1-	43.608	115.1	28.576	103.1	1:12.184	10-	39.574	<b>116.1</b>	27.268	104.9	<b>1:06.842</b>
2-	40.179	114.7	27.631	102.6	1:07.810	11-	39.627	115.1	27.368	104.2	1:06.995
3-	39.792	115.1	27.759	103.2	1:07.551	12-	39.679	115.3	27.389	102.1	1:07.068
4-	39.602	114.7	27.339	103.9	1:06.941	13-	40.962	114.9	27.252	<b>105.2</b>	1:08.214
5-	39.565	115.1	27.479	103.4	1:07.044	14-	40.039	114.5	27.314	103.7	1:07.353
6-	39.515	114.9	27.353	103.6	1:06.868	15-	39.649	114.1	27.316	104.2	1:06.965
7-	39.588	115.5	27.365	103.6	1:06.953	16-	39.776	114.7	27.501	103.4	1:07.277
8-	<b>39.399</b>	115.5	27.448	104.0	1:06.847	17-	39.673	114.3	27.348	<b>105.2</b>	1:07.021
9-	39.427	114.3	27.505	103.4	1:06.932	18-	39.771	115.3	<b>27.241</b>	103.4	1:07.012

Silverstone National  
Circuit Length = 1.6390 miles  
Start: 15:49 End: 16:10

Weather / Track : Sunny / Dry

# ELF Renault Clio Cup

## ROUND 17 - SPEED TRAPS

SECTOR 1				SECTOR 2			FINISH LINE			
POS	NO	NAME	MPH	NO	NAME	MPH	NO	NAME	MPH	
1	46	Robert GAFFNEY	116.5				14	Niki LANIK	105.8	
2	66	Rob BOSTON	116.3				66	Rob BOSTON	105.7	
3	99	Chaz SMALL	116.1				22	Mike ROBINSON	105.5	
4	12	Carl BRADLEY	115.5				46	Robert GAFFNEY	105.4	
5	77	Jonathan RIDLEY-HOLLOWAY	115.5				6	Alex DEW	105.2	
6	8	Peter FELIX	115.3				9	Alex MacDOWALL	105.2	
7	22	Mike ROBINSON	115.3				99	Chaz SMALL	105.2	
8	29	Alex OSBORNE	115.3				20	Stephen TYLDSLEY	105.0	
9	5	Chris RICE	115.1				4	Ben WINROW	104.9	
10	9	Alex MacDOWALL	115.1				77	Jonathan RIDLEY-HOLLOWAY	104.9	
11	4	Ben WINROW	114.9				8	Peter FELIX	104.7	
12	6	Alex DEW	114.9				10	Árón SMITH	104.7	
13	14	Niki LANIK	114.9				3	Mark HAZELL	104.5	
14	3	Mark HAZELL	114.7				28	Phil GLEW	104.5	
15	10	Árón SMITH	114.7				2	Gavin PYPER	104.4	
16	11	Paul RIVETT	114.7				1	Matt ALLISON	104.2	
17	17	David SHEPHERD	114.7				12	Carl BRADLEY	104.2	
18	1	Matt ALLISON	114.5				27	Stefan HODGETTS	104.2	
19	20	Stephen TYLDSLEY	114.5				5	Chris RICE	104.0	
20	88	David DICKENSON	114.5				11	Paul RIVETT	103.7	
21	24	Lee PATTISON	114.3				88	David DICKENSON	103.7	
22	2	Gavin PYPER	114.1				29	Alex OSBORNE	103.6	
23	28	Phil GLEW	114.1				24	Lee PATTISON	103.4	
24	27	Stefan HODGETTS	113.4				15	Jeff SMITH	101.2	
25	15	Jeff SMITH	110.9				17	David SHEPHERD	76.1	

Weather / Track : Sunny / Dry

www.tsl-timing.com

Silverstone National  
 Circuit Length = 1.6390 miles  
 Start: 15:49 End: 16:10

Printed - 16.11 Saturday, 30 August 2008

# ELF Renault Clio Cup

## ROUND 17 - BEST SECTORS

SECTOR 1			SECTOR 2			IDEAL / BEST COMPARISON						
POS	NO	NAME	TIME	NO	NAME	TIME	POS	NO	NAME	IDEAL	BEST	DIFF
1	66	BOSTON	39.268	27	HODGETTS	26.848	1	11	RIVETT	1:06.199	1:06.332	0.133
2	14	LANIK	39.291	11	RIVETT	26.859	2	4	WINROW	1:06.274	1:06.274	0.000
3	24	PATTISON	39.317	4	WINROW	26.932	3	24	PATTISON	1:06.303	1:06.303	0.000
4	11	RIVETT	39.340	22	ROBINSON	26.979	4	66	BOSTON	1:06.314	1:06.330	0.016
5	4	WINROW	39.342	24	PATTISON	26.986	5	14	LANIK	1:06.334	1:06.396	0.062
6	22	ROBINSON	39.394	2	PYPER	27.026	6	27	HODGETTS	1:06.354	1:06.354	0.000
7	9	MacDOWALL	39.395	12	BRADLEY	27.029	7	22	ROBINSON	1:06.373	1:06.448	0.075
8	99	SMALL	39.399	20	TYLDSLEY	27.032	8	9	MacDOWALL	1:06.484	1:06.517	0.033
9	28	GLEW	39.414	14	LANIK	27.043	9	12	BRADLEY	1:06.532	1:06.630	0.098
10	10	SMITH	39.475	66	BOSTON	27.046	10	20	TYLDSLEY	1:06.558	1:06.661	0.103
11	12	BRADLEY	39.503	9	MacDOWALL	27.089	11	28	GLEW	1:06.580	1:06.824	0.244
12	27	HODGETTS	39.506	77	RIDLEY-HOLLOWAY	27.111	12	99	SMALL	1:06.640	1:06.842	0.202
13	8	FELIX	39.511	88	DICKENSON	27.121	13	2	PYPER	1:06.646	1:06.846	0.200
14	5	RICE	39.518	5	RICE	27.135	14	5	RICE	1:06.653	1:06.874	0.221
15	20	TYLDSLEY	39.526	29	OSBORNE	27.136	15	10	SMITH	1:06.658	1:06.764	0.106
16	77	RIDLEY-HOLLOWAY	39.576	8	FELIX	27.149	16	8	FELIX	1:06.660	1:06.736	0.076
17	6	DEW	39.599	28	GLEW	27.166	17	77	RIDLEY-HOLLOWAY	1:06.687	1:06.718	0.031
18	2	PYPER	39.620	10	SMITH	27.183	18	29	OSBORNE	1:06.766	1:06.782	0.016
19	3	HAZELL	39.620	99	SMALL	27.241	19	88	DICKENSON	1:06.865	1:06.928	0.063
20	29	OSBORNE	39.630	3	HAZELL	27.263	20	6	DEW	1:06.872	1:07.027	0.155
21	46	GAFFNEY	39.687	6	DEW	27.273	21	3	HAZELL	1:06.883	1:06.989	0.106
22	1	ALLISON	39.699	46	GAFFNEY	27.287	22	46	GAFFNEY	1:06.974	1:06.974	0.000
23	88	DICKENSON	39.744	1	ALLISON	27.301	23	1	ALLISON	1:07.000	1:07.007	0.007
24	15	SMITH	40.382	15	SMITH	27.477	24	15	SMITH	1:07.859	1:08.002	0.143
25	17	SHEPHERD	43.234	17	SHEPHERD	1:24.554	25	17	SHEPHERD	2:07.788		
									Perfect lap	1:06.116		

Weather / Track : Sunny / Dry

www.tsl-timing.com

Silverstone National  
Circuit Length = 1.6390 miles  
Start: 15:49 End: 16:10

Printed - 16.11 Saturday, 30 August 2008

**ELF Renault Clio Cup**  
**ROUND 17 - LAP CHART**

Lap 1			Lap 2			Lap 3			Lap 4			Lap 5		
No	Behind	Laptime	No	Behind	Laptime	No	Behind	Laptime	No	Behind	Laptime	No	Behind	Laptime
27		1:09.878	27		1:06.722	27		1:06.603	27		1:06.439	27		1:06.354
11	0.293	1:10.019	11	0.521	1:06.950	11	0.465	1:06.547	11	0.371	1:06.345	11	0.349	1:06.332
4	0.946	1:10.071	24	1.279	1:06.610	24	1.187	1:06.511	24	1.051	1:06.303	24	1.323	1:06.626
24	1.391	1:10.449	4	1.497	1:07.273	4	1.911	1:07.017	4	1.746	1:06.274	4	1.776	1:06.384
9	2.281	1:10.398	9	2.447	1:06.888	9	2.488	1:06.644	9	2.745	1:06.696	9	3.285	1:06.894
14	2.549	1:10.933	14	3.233	1:07.406	14	3.541	1:06.911	14	3.676	1:06.574	14	4.453	1:07.131
66	2.679	1:10.747	66	3.483	1:07.526	66	3.826	1:06.946	66	4.821	1:07.434	22	5.805	1:07.308
2	2.880	1:10.531	22	3.958	1:07.583	22	4.094	1:06.739	22	4.851	1:07.196	66	6.431	1:07.964
22	3.097	1:10.643	2	4.326	1:08.168	2	4.713	1:06.990	2	5.219	1:06.945	2	6.890	1:08.025
29	3.524	1:10.527	29	4.575	1:07.773	29	5.079	1:07.107	29	5.612	1:06.972	29	7.304	1:08.046
77	4.019	1:11.325	1	5.175	1:07.368	1	5.845	1:07.273	1	6.766	1:07.360	1	7.720	1:07.308
1	4.529	1:11.398	77	5.385	1:08.088	77	6.255	1:07.473	77	7.119	1:07.303	77	7.989	1:07.224
12	4.669	1:11.329	12	5.593	1:07.646	12	6.627	1:07.637	12	7.362	1:07.174	12	8.179	1:07.171
10	5.330	1:11.801	10	5.920	1:07.312	10	7.250	1:07.933	10	7.823	1:07.012	10	8.491	1:07.022
5	5.548	1:12.448	5	6.325	1:07.499	5	7.892	1:08.170	5	8.327	1:06.874	5	8.949	1:06.976
8	5.913	1:11.882	8	6.757	1:07.566	99	8.089	1:07.551	99	8.591	1:06.941	99	9.281	1:07.044
99	6.053	1:12.184	99	7.141	1:07.810	6	10.128	1:07.857	6	11.490	1:07.801	6	12.320	1:07.184
46	6.536	1:12.302	6	8.874	1:08.634	46	10.324	1:07.963	46	11.757	1:07.872	46	13.053	1:07.650
6	6.962	1:12.400	46	8.964	1:09.150	20	11.074	1:08.001	20	11.903	1:07.268	20	13.221	1:07.672
3	7.622	1:13.679	3	9.408	1:08.508	3	11.375	1:08.570	3	12.423	1:07.487	3	13.568	1:07.499
20	8.285	1:12.867	20	9.676	1:08.113	88	11.915	1:07.931	88	12.820	1:07.344	88	14.005	1:07.539
88	9.472	1:13.623	88	10.587	1:07.837	28	13.353	1:06.890	28	13.781	1:06.867	28	14.278	1:06.851
28	12.299	1:18.759	28	13.066	1:07.489	8	13.417	1:13.263	8	14.795	1:07.817	8	15.349	1:06.908
17	21.994	1:26.586	15	30.429	1:09.744	15	32.540	1:08.714	15	34.341	1:08.240	15	36.152	1:08.165
15	27.407	1:31.770												

**ELF Renault Clio Cup**  
**ROUND 17 - LAP CHART**

Lap 6			Lap 7			Lap 8			Lap 9			Lap 10		
No	Behind	Laptime	No	Behind	Laptime	No	Behind	Laptime	No	Behind	Laptime	No	Behind	Laptime
27		1:06.713	27		1:06.908	27		1:06.587	27		1:06.914	27		1:06.634
11	0.227	1:06.591	11	0.256	1:06.937	11	0.276	1:06.607	11	0.372	1:07.010	11	0.358	1:06.620
24	1.457	1:06.847	24	1.184	1:06.635	24	1.271	1:06.674	24	1.032	1:06.675	24	1.552	1:07.154
4	1.629	1:06.566	4	1.489	1:06.768	4	1.616	1:06.714	4	1.236	1:06.534	4	1.934	1:07.332
9	3.302	1:06.730	9	3.063	1:06.669	9	3.050	1:06.574	9	2.702	1:06.566	9	2.739	1:06.671
14	4.762	1:07.022	14	4.486	1:06.632	14	4.420	1:06.521	14	4.008	1:06.502	14	4.027	1:06.653
22	5.884	1:06.792	22	5.523	1:06.547	22	5.476	1:06.540	22	5.193	1:06.631	22	5.135	1:06.576
66	6.172	1:06.454	66	5.836	1:06.572	66	5.757	1:06.508	66	5.487	1:06.644	66	5.562	1:06.709
2	7.064	1:06.887	2	7.002	1:06.846	2	7.317	1:06.902	2	7.493	1:07.090	2	7.852	1:06.993
29	7.526	1:06.935	29	7.400	1:06.782	29	8.015	1:07.202	29	8.245	1:07.144	29	8.775	1:07.164
1	8.050	1:07.043	1	8.237	1:07.095	1	8.657	1:07.007	12	8.639	1:06.684	12	9.076	1:07.071
77	8.452	1:07.176	12	8.639	1:06.867	12	8.869	1:06.817	10	9.491	1:06.857	10	9.621	1:06.764
12	8.680	1:07.214	77	8.949	1:07.405	10	9.548	1:06.908	99	9.759	1:06.932	99	9.967	1:06.842
10	9.111	1:07.333	10	9.227	1:07.024	99	9.741	1:06.847	77	10.249	1:06.873	77	10.928	1:07.313
99	9.436	1:06.868	99	9.481	1:06.953	77	10.290	1:07.928	5	10.658	1:07.038	5	11.302	1:07.278
5	9.692	1:07.456	5	9.913	1:07.129	5	10.534	1:07.208	6	13.395	1:07.029	6	13.843	1:07.082
6	12.649	1:07.042	6	12.768	1:07.027	6	13.280	1:07.099	20	13.634	1:06.993	20	14.536	1:07.536
20	13.513	1:07.005	20	13.266	1:06.661	20	13.555	1:06.876	8	16.275	1:06.761	8	16.519	1:06.878
46	13.859	1:07.519	46	13.925	1:06.974	8	16.428	1:07.221	88	17.505	1:07.201	88	18.065	1:07.194
3	14.125	1:07.270	3	14.286	1:07.069	88	17.218	1:08.264	3	18.681	1:08.129	3	19.555	1:07.508
28	14.696	1:07.131	28	14.612	1:06.824	3	17.466	1:09.767	15	41.738	1:08.261	15	43.221	1:08.117
88	15.123	1:07.831	88	15.541	1:07.326	15	40.391	1:08.015						
8	15.392	1:06.756	8	15.794	1:07.310									
15	37.562	1:08.123	15	38.963	1:08.309									

**ELF Renault Clio Cup**  
**ROUND 17 - LAP CHART**

Lap 11			Lap 12			Lap 13			Lap 14			Lap 15		
No	Behind	Laptime	No	Behind	Laptime	No	Behind	Laptime	No	Behind	Laptime	No	Behind	Laptime
27		1:06.818	27		1:07.271	27		1:06.924	27		1:06.860	27		1:07.066
11	0.265	1:06.725	11	0.852	1:07.858	11	0.468	1:06.540	11	0.435	1:06.827	11	0.198	1:06.829
24	1.501	1:06.767	24	1.187	1:06.957	24	1.001	1:06.738	24	1.755	1:07.614	24	1.691	1:07.002
4	1.774	1:06.658	4	1.439	1:06.936	4	1.249	1:06.734	9	2.103	1:07.413	9	3.001	1:07.964
9	2.438	1:06.517	9	1.811	1:06.644	9	1.550	1:06.663	4	2.118	1:07.729	4	3.238	1:08.186
14	3.605	1:06.396	14	2.969	1:06.635	14	2.675	1:06.630	14	2.553	1:06.738	22	3.516	1:06.826
22	4.765	1:06.448	22	4.224	1:06.730	22	3.838	1:06.538	22	3.756	1:06.778	66	3.680	1:06.525
66	5.074	1:06.330	66	4.548	1:06.745	66	4.077	1:06.453	66	4.221	1:07.004	14	4.008	1:08.521
2	8.271	1:07.237	2	7.968	1:06.968	2	7.935	1:06.891	2	8.607	1:07.532	2	8.592	1:07.051
12	9.111	1:06.853	12	8.470	1:06.630	12	8.245	1:06.699	12	8.883	1:07.498	12	8.905	1:07.088
29	9.548	1:07.591	29	9.780	1:07.503	10	10.994	1:08.090	10	11.479	1:07.345	10	11.405	1:06.992
10	9.853	1:07.050	10	9.828	1:07.246	99	11.231	1:08.214	99	11.724	1:07.353	99	11.623	1:06.965
99	10.144	1:06.995	99	9.941	1:07.068	29	12.328	1:09.472	29	12.598	1:07.130	29	12.834	1:07.302
77	11.082	1:06.972	77	10.529	1:06.718	5	12.577	1:08.458	5	12.923	1:07.206	5	13.064	1:07.207
5	11.383	1:06.899	5	11.043	1:06.931	77	12.815	1:09.210	77	13.397	1:07.442	77	13.469	1:07.138
6	14.093	1:07.068	6	14.093	1:07.271	6	14.361	1:07.192	20	14.585	1:06.830	20	14.204	1:06.685
20	14.702	1:06.984	20	14.535	1:07.104	20	14.615	1:07.004	6	15.112	1:07.611	6	15.309	1:07.263
8	16.701	1:07.000	8	16.697	1:07.267	8	16.651	1:06.878	8	16.914	1:07.123	8	16.966	1:07.118
88	18.561	1:07.314	88	18.282	1:06.992	88	18.623	1:07.265	88	18.928	1:07.165	88	19.447	1:07.585
3	19.853	1:07.116	3	19.571	1:06.989	3	20.021	1:07.374	3	20.389	1:07.228	3	20.661	1:07.338
15	44.595	1:08.192	15	45.524	1:08.200	15	46.756	1:08.156	15	48.166	1:08.270	15	49.744	1:08.644

**ELF Renault Clio Cup**  
**ROUND 17 - LAP CHART**

Lap 16			Lap 17			Lap 18		
No	Behind	Laptime	No	Behind	Laptime	No	Behind	Laptime
27		1:07.537	27		1:06.966	27		1:06.801
11	0.344	1:07.683	11	0.321	1:06.943	11	0.181	1:06.661
24	1.722	1:07.568	24	2.028	1:07.272	4	2.345	1:06.904
4	2.322	1:06.621	4	2.242	1:06.886	24	2.905	1:07.678
9	2.668	1:07.204	9	2.484	1:06.782	9	3.106	1:07.423
22	2.985	1:07.006	22	2.870	1:06.851	22	3.317	1:07.248
66	3.253	1:07.110	66	3.130	1:06.843	66	3.731	1:07.402
14	3.460	1:06.989	14	3.346	1:06.852	14	3.868	1:07.323
12	8.796	1:07.428	12	8.551	1:06.721	12	8.939	1:07.189
2	9.013	1:07.958	2	9.359	1:07.312	2	10.260	1:07.702
10	11.119	1:07.251	10	11.163	1:07.010	10	11.410	1:07.048
99	11.363	1:07.277	99	11.418	1:07.021	99	11.629	1:07.012
29	12.657	1:07.360	5	13.287	1:07.373	5	14.140	1:07.654
5	12.880	1:07.353	29	13.311	1:07.620	29	14.873	1:08.363
77	13.204	1:07.272	77	13.482	1:07.244	20	15.099	1:08.074
20	13.736	1:07.069	20	13.826	1:07.056	77	15.162	1:08.481
6	15.039	1:07.267	6	15.328	1:07.255	6	15.830	1:07.303
8	16.529	1:07.100	8	16.383	1:06.820	8	16.318	1:06.736
88	18.838	1:06.928	88	19.076	1:07.204	88	19.838	1:07.563
3	20.145	1:07.021	3	20.345	1:07.166	3	20.829	1:07.285
15	50.468	1:08.261	15	51.504	1:08.002	15	52.906	1:08.203

# ELF Renault Clio Cup

## ROUND 17 - POSITION CHART

No	Name	Laps Pos	1	2	3	4	5	6	7	8	9	10	11	12	13	14	15	16	17	18
			27	HODGETTS	1	27	27	27	27	27	27	27	27	27	27	27	27	27	27	27
11	RIVETT	2	11	11	11	11	11	11	11	11	11	11	11	11	11	11	11	11	11	11
4	WINROW	3	4	24	24	24	24	24	24	24	24	24	24	24	24	24	24	24	24	4
24	PATTISON	4	24	4	4	4	4	4	4	4	4	4	4	4	4	9	9	4	4	24
9	MacDOWALL	5	9	9	9	9	9	9	9	9	9	9	9	9	9	4	4	9	9	9
14	LANIK	6	14	14	14	14	14	14	14	14	14	14	14	14	14	14	22	22	22	22
66	BOSTON	7	66	66	66	66	22	22	22	22	22	22	22	22	22	22	66	66	66	66
2	PYPER	8	2	22	22	22	66	66	66	66	66	66	66	66	66	66	14	14	14	14
22	ROBINSON	9	22	2	2	2	2	2	2	2	2	2	2	2	2	2	2	12	12	12
29	OSBORNE	10	29	29	29	29	29	29	29	29	29	29	12	12	12	12	12	2	2	2
77	RIDLEY-HOLLOWAY	11	77	1	1	1	1	1	1	1	12	12	29	29	10	10	10	10	10	10
1	ALLISON	12	1	77	77	77	77	77	12	12	10	10	10	10	99	99	99	99	99	99
12	BRADLEY	13	12	12	12	12	12	77	10	99	99	99	99	99	29	29	29	29	5	5
10	SMITH	14	10	10	10	10	10	10	99	77	77	77	77	5	5	5	5	29	29	29
5	RICE	15	5	5	5	5	5	99	99	77	5	5	5	5	77	77	77	77	77	20
8	FELIX	16	8	8	99	99	99	5	5	5	6	6	6	6	6	20	20	20	20	77
99	SMALL	17	99	99	6	6	6	6	6	6	20	20	20	20	20	6	6	6	6	6
46	GAFFNEY	18	46	6	46	46	46	20	20	20	8	8	8	8	8	8	8	8	8	8
6	DEW	19	6	46	20	20	20	46	46	8	88	88	88	88	88	88	88	88	88	88
3	HAZELL	20	3	3	3	3	3	3	88	3	3	3	3	3	3	3	3	3	3	3
20	TYLDSLEY	21	20	20	88	88	88	28	28	3	15	15	15	15	15	15	15	15	15	15
88	DICKENSON	22	88	88	28	28	28	88	88	15										
28	GLEW	23	28	28	8	8	8	8	8											
17	SHEPHERD	24	17	15	15	15	15	15	15											
15	SMITH	25	15																	

# ELF Renault Clio Cup

## ROUND 18 - CLASSIFICATION

POS	NO	CL	NAME	NAT	ENTRY	LAPS	TIME	GAP	DIFF	MPH	BEST	ON
1	24		<b>Lee PATTISON</b>	GBR	P9 Raceshop/Range Storage	18	22:18.688			79.33	1:13.117	2
2	43		<b>Steven HUNTER</b>	GBR	JHR Developments	18	22:19.685	<b>0.997</b>	0.997	79.27	1:12.872	5
3	27		<b>Stefan HODGETTS</b>	GBR	Total Control Racing	18	22:23.043	<b>4.355</b>	3.358	79.07	1:12.942	5
4	66		<b>Rob BOSTON</b>	GBR	Double Six Racing	18	22:27.414	<b>8.726</b>	4.371	78.82	1:13.753	3
5	14		<b>Niki LANIK</b>	AUT	Y4HR Miracle Drywash with SVE	18	22:31.593	<b>12.905</b>	4.179	78.57	1:13.612	8
6	1		<b>Matt ALLISON</b>	GBR	JHR Developments	18	22:31.615	<b>12.927</b>	0.022	78.57	1:13.303	9
7	11		<b>Paul RIVETT</b>	GBR	JHR Developments	18	22:32.360	<b>13.672</b>	0.745	78.53	1:13.425	6
8	2		<b>Gavin PYPER</b>	GBR	Mardi Gras Motorsport	18	22:32.450	<b>13.762</b>	0.090	78.52	1:13.481	13
9	10		<b>Árón SMITH</b>	IRL	Mardi Gras Motorsport	18	22:40.690	<b>22.002</b>	8.240	78.05	1:14.203	12
10	6		<b>Alex DEW</b>	GBR	Team Pyro with Dewsport	18	22:41.374	<b>22.686</b>	0.684	78.01	1:13.361	15
11	99		<b>Chaz SMALL</b>	GBR	Full Speed Racing	18	22:41.603	<b>22.915</b>	0.229	78.00	1:13.571	11
12	22		<b>Mike ROBINSON</b>	GBR	Total Control Racing	18	22:44.437	<b>25.749</b>	2.834	77.83	1:13.569	12
13	8		<b>Peter FELIX</b>	GBR	Valtra with Full Speed Racing	18	22:44.964	<b>26.276</b>	0.527	77.80	1:14.075	13
14	44		<b>Lea WOOD</b>	GBR	Team Wood Racing	18	22:47.932	<b>29.244</b>	2.968	77.64	1:13.627	12
15	29		<b>Alex OSBORNE</b>	GBR	APO Sport	18	22:49.539	<b>30.851</b>	1.607	77.54	1:13.450	16
16	9		<b>Alex MacDOWALL</b>	GBR	Total Control Racing	18	22:50.498	<b>31.810</b>	0.959	77.49	1:14.262	12
17	5		<b>Chris RICE</b>	GBR	Team Pyro	18	22:50.845	<b>32.157</b>	0.347	77.47	1:14.323	13
18	88		<b>David DICKENSON</b>	IRL	Mardi Gras Motorsport	18	22:51.470	<b>32.782</b>	0.625	77.43	1:13.817	15
19	12		<b>Carl BRADLEY</b>	GBR	Coastal Racing	18	22:51.809	<b>33.121</b>	0.339	77.42	1:13.923	11
20	20		<b>Stephen TYLDSLEY</b>	GBR	Coastal Racing	18	22:53.635	<b>34.947</b>	1.826	77.31	1:14.114	11
NOT CLASSIFIED												
DNF	28		<b>Phil GLEW</b>	GBR	Full Speed Racing	9	11:36.651	<b>9 laps</b>	9 laps	76.22	1:13.808	8
DNF	17		<b>David SHEPHERD</b>	GBR	Amery Motorsport	7	9:14.225	<b>11 laps</b>	2 laps	74.52	1:15.895	7
DNF	15		<b>Jeff SMITH</b>	GBR	Team Pyro	3	4:25.806	<b>15 laps</b>	4 laps	66.59	1:17.618	2
DNF	77		<b>Jonathan RIDLEY-HOLLOW</b>	GBR	Total Control Racing	2	2:47.892	<b>16 laps</b>	1 lap	70.28	1:17.301	2
DNF	46		<b>Robert GAFFNEY</b>	GBR	EPS UK with Robertshaw Racing	2	2:48.734	<b>16 laps</b>	0.842	69.93	1:17.372	2
FASTEST LAP												
	43		<b>Steven HUNTER</b>	GBR	JHR Developments	5	1:12.872		80.96 mph		130.30 kph	

Weather / Track : Rain / Wet

These results are provisional until the conclusion of any judicial and technical matters.

Silverstone National  
Circuit Length = 1.6390 miles  
Start: 13:23 End: 13:46

Clerk of Course :		Timekeeper :
-------------------	--	--------------

# ELF Renault Clio Cup

## ROUND 18 - SECTOR ANALYSIS

<b>1</b>	<b>Matt ALLISON</b> JHR Developments										
1-	47.767	108.9	31.722	100.9	1:19.489	10-	43.848	109.1	30.442	101.5	1:14.290
2-	44.959	107.0	31.148	99.7	1:16.107	11-	43.386	109.1	30.382	100.9	1:13.768
3-	43.752	110.0	30.672	101.5	1:14.424	12-	43.431	109.5	30.337	<b>101.7</b>	1:13.768
4-	44.138	108.9	<b>29.956</b>	101.5	1:14.094	13-	44.078	108.6	30.195	101.5	1:14.273
5-	43.502	110.2	30.244	101.2	1:13.746	14-	44.059	109.8	30.281	101.4	1:14.340
6-	43.709	109.3	30.296	100.9	1:14.005	15-	44.130	109.3	30.447	100.9	1:14.577
7-	43.929	107.9	30.161	100.6	1:14.090	16-	44.029	108.6	30.336	100.5	1:14.365
8-	43.390	108.9	30.398	100.3	1:13.788	17-	44.059	110.0	30.441	101.4	1:14.500
9-	<b>43.163</b>	109.1	30.140	101.2	<b>1:13.303</b>	18-	43.788	<b>110.7</b>	30.765	98.4	1:14.553
<b>2</b>	<b>Gavin PYPER</b> Mardi Gras Motorsport										
1-	48.328	97.5	32.273	100.8	1:20.601	10-	43.816	110.7	30.446	100.6	1:14.262
2-	45.055	106.5	30.452	101.5	1:15.507	11-	43.768	110.4	30.265	101.7	1:14.033
3-	44.185	108.9	30.771	99.9	1:14.956	12-	43.637	110.9	30.216	100.9	1:13.853
4-	44.523	107.4	30.410	101.7	1:14.933	13-	43.638	111.3	<b>29.843</b>	<b>102.3</b>	<b>1:13.481</b>
5-	43.786	<b>111.5</b>	30.075	100.8	1:13.861	14-	43.727	110.7	30.278	101.4	1:14.005
6-	44.077	111.1	30.117	101.2	1:14.194	15-	43.987	111.3	30.378	101.7	1:14.365
7-	43.706	110.9	30.409	100.9	1:14.115	16-	43.697	110.9	30.771	102.0	1:14.468
8-	43.829	110.9	30.467	101.1	1:14.296	17-	43.987	111.3	30.078	101.5	1:14.065
9-	<b>43.635</b>	110.7	30.342	101.5	1:13.977	18-	43.814	111.3	30.959	101.4	1:14.773
<b>5</b>	<b>Chris RICE</b> Team Pyro										
1-	48.941	98.5	32.530	97.0	1:21.471	10-	44.013	111.1	30.989	<b>101.7</b>	1:15.002
2-	45.750	108.4	31.484	98.8	1:17.234	11-	43.951	111.1	31.036	101.1	1:14.987
3-	44.687	109.1	31.143	101.4	1:15.830	12-	43.643	110.9	30.899	101.2	1:14.542
4-	44.542	110.7	31.486	101.2	1:16.028	13-	<b>43.612</b>	110.9	30.711	101.1	<b>1:14.323</b>
5-	44.791	97.0	31.293	100.9	1:16.084	14-	43.757	110.7	31.166	99.1	1:14.923
6-	43.958	110.4	31.188	100.2	1:15.146	15-	44.593	110.9	<b>30.570</b>	101.4	1:15.163
7-	44.111	110.4	31.040	101.5	1:15.151	16-	44.374	110.7	30.879	100.2	1:15.253
8-	43.867	108.9	31.132	99.7	1:14.999	17-	44.743	<b>111.3</b>	30.612	101.4	1:15.355
9-	43.761	110.0	31.376	98.0	1:15.137	18-	44.195	109.8	30.680	101.1	1:14.875
<b>6</b>	<b>Alex DEW</b> Team Pyro with Dewsport										
1-	48.438	101.5	32.141	100.8	1:20.579	10-	43.717	110.2	30.627	102.3	1:14.344
2-	45.442	107.0	30.906	101.5	1:16.348	11-	43.459	110.6	30.791	101.2	1:14.250
3-	45.839	108.4	30.990	101.4	1:16.829	12-	43.666	110.0	30.224	102.6	1:13.890
4-	44.776	110.2	30.776	100.9	1:15.552	13-	44.555	108.9	30.387	102.1	1:14.942
5-	44.032	108.6	31.054	100.8	1:15.086	14-	43.520	109.5	30.531	102.5	1:14.051
6-	43.500	109.7	31.039	101.2	1:14.539	15-	<b>43.411</b>	109.8	<b>29.950</b>	<b>103.1</b>	<b>1:13.361</b>
7-	43.524	109.8	30.398	102.0	1:13.922	16-	43.980	109.5	30.311	101.8	1:14.291
8-	44.134	109.3	30.489	102.1	1:14.623	17-	44.191	107.5	30.372	101.1	1:14.563
9-	43.757	<b>110.9</b>	30.702	101.5	1:14.459	18-	44.490	109.3	30.977	100.9	1:15.467
<b>8</b>	<b>Peter FELIX</b> Valtra with Full Speed Racing										
1-	48.702	97.0	32.450	100.3	1:21.152	10-	44.295	110.6	30.535	101.7	1:14.830
2-	46.000	107.9	31.385	101.1	1:17.385	11-	43.728	111.1	30.371	<b>102.3</b>	1:14.099
3-	45.790	103.9	32.014	100.5	1:17.804	12-	43.527	<b>111.7</b>	31.139	99.4	1:14.666
4-	44.425	110.7	30.634	100.9	1:15.059	13-	43.535	110.9	30.540	101.2	<b>1:14.075</b>
5-	44.096	108.2	31.199	100.6	1:15.295	14-	43.890	110.7	<b>30.316</b>	101.5	1:14.206
6-	44.294	111.1	30.647	101.7	1:14.941	15-	43.702	110.2	30.443	102.0	1:14.145
7-	44.186	110.9	30.664	101.7	1:14.850	16-	44.064	110.4	30.480	102.0	1:14.544
8-	43.622	111.1	30.608	100.6	1:14.230	17-	44.008	110.7	30.351	<b>102.3</b>	1:14.359
9-	<b>43.503</b>	111.3	30.694	99.0	1:14.197	18-	44.067	110.9	30.584	100.2	1:14.651
<b>9</b>	<b>Alex MacDOWALL</b> Total Control Racing										
1-	47.534	101.1	31.419	99.3	1:18.953	10-	44.415	107.9	31.374	100.3	1:15.789
2-	44.406	107.4	30.556	100.5	1:14.962	11-	43.995	<b>108.1</b>	31.072	99.9	1:15.067
3-	49.501	101.1	31.990	97.5	1:21.491	12-	<b>43.622</b>	107.9	30.640	100.8	<b>1:14.262</b>
4-	44.599	106.2	31.327	99.7	1:15.926	13-	43.912	107.5	30.772	100.2	1:14.684
5-	44.205	106.7	31.392	98.5	1:15.597	14-	43.923	107.4	<b>30.547</b>	100.2	1:14.470
6-	44.504	107.4	31.398	99.6	1:15.902	15-	43.695	107.9	30.714	100.5	1:14.409
7-	43.931	106.5	30.636	101.1	1:14.567	16-	44.283	107.2	31.693	96.7	1:15.976
8-	43.808	<b>108.1</b>	30.630	<b>101.5</b>	1:14.438	17-	44.574	<b>108.1</b>	30.699	100.6	1:15.273

Silverstone National  
Circuit Length = 1.6390 miles  
Start: 13:23 End: 13:46

Weather / Track : Rain / Wet

# ELF Renault Clio Cup

## ROUND 18 - SECTOR ANALYSIS

9-	43.662	107.2	31.475	97.3	1:15.137	18-	45.124	107.7	30.563	100.3	1:15.687
<b>10</b>	<b>Árón SMITH</b>					<b>Mardi Gras Motorsport</b>					
1-	48.733	106.2	32.333	99.6	1:21.066	10-	43.936	108.2	30.584	99.0	1:14.520
2-	45.896	107.2	30.898	<b>100.3</b>	1:16.794	11-	43.980	107.5	30.361	99.3	1:14.341
3-	44.752	108.8	30.764	99.7	1:15.516	12-	43.788	107.7	30.415	99.4	<b>1:14.203</b>
4-	44.321	109.1	30.576	100.0	1:14.897	13-	43.884	107.5	30.319	98.8	1:14.203
5-	<b>43.648</b>	<b>109.7</b>	30.616	100.2	1:14.264	14-	43.978	107.4	30.639	98.8	1:14.617
6-	44.607	108.8	30.437	99.6	1:15.044	15-	44.250	107.2	<b>30.214</b>	99.4	1:14.464
7-	44.054	108.1	30.440	99.7	1:14.494	16-	43.970	107.5	30.409	98.8	1:14.379
8-	44.036	108.2	30.840	99.3	1:14.876	17-	44.247	108.2	30.331	99.6	1:14.578
9-	43.937	107.9	30.364	99.1	1:14.301	18-	44.470	107.7	30.481	98.8	1:14.951
<b>11</b>	<b>Paul RIVETT</b>					<b>JHR Developments</b>					
1-	46.749	107.0	34.164	96.0	1:20.913	10-	43.369	110.2	31.024	99.9	1:14.393
2-	44.789	108.4	30.674	102.0	1:15.463	11-	43.574	110.2	30.289	101.1	1:13.863
3-	45.254	109.3	30.459	100.9	1:15.713	12-	<b>43.312</b>	110.7	30.181	101.8	1:13.493
4-	43.744	109.5	31.569	98.0	1:15.313	13-	43.509	110.7	30.439	101.5	1:13.948
5-	43.581	110.0	<b>30.020</b>	100.8	1:13.601	14-	43.607	107.5	30.338	<b>102.5</b>	1:13.945
6-	43.385	110.4	30.040	100.2	<b>1:13.425</b>	15-	44.198	<b>111.3</b>	30.264	101.8	1:14.462
7-	45.162	108.1	30.484	100.9	1:15.646	16-	44.207	110.6	30.437	101.4	1:14.644
8-	43.492	110.4	30.141	101.7	1:13.633	17-	43.820	110.2	30.473	100.9	1:14.293
9-	43.791	109.5	30.386	101.1	1:14.177	18-	44.166	109.3	30.930	100.2	1:15.096
<b>12</b>	<b>Carl BRADLEY</b>					<b>Coastal Racing</b>					
1-	47.503	95.7	31.866	100.8	1:19.369	10-	43.919	110.9	30.556	100.3	1:14.475
2-	45.370	105.4	30.715	<b>102.1</b>	1:16.085	11-	<b>43.521</b>	110.6	30.402	100.6	<b>1:13.923</b>
3-	44.512	108.2	31.978	100.6	1:16.490	12-	44.164	110.4	30.381	100.6	1:14.545
4-	44.184	108.8	30.915	<b>102.1</b>	1:15.099	13-	53.213	108.6	30.960	100.0	1:24.173
5-	44.304	104.4	33.164	100.8	1:17.468	14-	43.768	111.1	30.388	100.3	1:14.156
6-	43.830	107.0	30.817	101.2	1:14.647	15-	43.878	111.1	<b>30.220</b>	101.5	1:14.098
7-	44.236	108.8	30.821	100.9	1:15.057	16-	44.316	109.3	30.521	101.8	1:14.837
8-	44.158	107.9	30.640	101.4	1:14.798	17-	44.208	<b>111.7</b>	30.667	100.9	1:14.875
9-	43.558	110.0	30.397	101.5	1:13.955	18-	44.418	109.8	30.766	101.7	1:15.184
<b>14</b>	<b>Niki LANIK</b>					<b>Y4HR Miracle Drywash with SVE</b>					
1-	47.138	103.6	31.806	98.4	1:18.944	10-	44.021	108.8	30.281	<b>101.8</b>	1:14.302
2-	44.647	107.4	30.402	101.1	1:15.049	11-	43.720	108.4	30.470	100.6	1:14.190
3-	44.379	108.9	30.276	100.8	1:14.655	12-	44.011	108.2	30.275	101.2	1:14.286
4-	43.649	108.9	30.330	100.9	1:13.979	13-	43.785	107.9	30.097	100.8	1:13.882
5-	43.917	109.1	30.588	100.8	1:14.505	14-	45.027	107.4	30.119	100.0	1:15.146
6-	44.045	<b>109.5</b>	30.295	100.2	1:14.340	15-	44.034	107.9	30.152	100.5	1:14.186
7-	43.781	<b>109.5</b>	30.577	100.2	1:14.358	16-	44.129	108.9	30.220	100.3	1:14.349
8-	43.622	108.9	<b>29.990</b>	101.2	<b>1:13.612</b>	17-	44.251	108.1	30.350	100.2	1:14.601
9-	<b>43.587</b>	108.9	30.325	101.2	1:13.912	18-	44.355	108.4	30.931	97.8	1:15.286
<b>15</b>	<b>Jeff SMITH</b>					<b>Team Pyro</b>					
1-	48.595	95.5	32.370	99.0	1:20.965	3-	<b>44.955</b>	<b>109.3</b>	In		1:36.294P
2-	46.121	106.0	<b>31.497</b>	<b>100.5</b>	<b>1:17.618</b>						
<b>17</b>	<b>David SHEPHERD</b>					<b>Amery Motorsport</b>					
1-	49.158	92.6	32.488	99.3	1:21.646	5-	<b>44.660</b>	109.3	32.031	95.5	1:16.691
2-	46.027	101.1	32.103	<b>101.4</b>	1:18.130	6-	45.408	<b>109.8</b>	31.102	100.2	1:16.510
3-	45.529	108.8	32.112	100.0	1:17.641	7-	44.907	108.1	<b>30.988</b>	100.2	<b>1:15.895</b>
4-	44.916	108.2	31.241	100.2	1:16.157						
<b>20</b>	<b>Stephen TYLDSLEY</b>					<b>Coastal Racing</b>					
1-	49.655	86.1	32.615	101.2	1:22.270	10-	44.346	110.2	30.449	101.8	1:14.795
2-	45.831	94.3	31.669	102.8	1:17.500	11-	43.849	111.5	<b>30.265</b>	102.8	<b>1:14.114</b>
3-	45.010	107.7	31.649	100.2	1:16.659	12-	<b>43.558</b>	111.3	30.994	102.6	1:14.552
4-	44.928	109.8	30.766	102.1	1:15.694	13-	44.077	110.7	30.941	101.5	1:15.018
5-	44.463	109.8	30.343	102.1	1:14.806	14-	44.250	110.2	30.605	102.9	1:14.855
6-	44.124	106.4	31.014	101.8	1:15.138	15-	44.349	110.9	30.544	102.8	1:14.893
7-	44.320	110.2	30.859	<b>104.0</b>	1:15.179	16-	44.752	111.1	30.362	102.6	1:15.114

Silverstone National  
 Circuit Length = 1.6390 miles  
 Start: 13:23 End: 13:46

Weather / Track : Rain / Wet

# ELF Renault Clio Cup

## ROUND 18 - SECTOR ANALYSIS

8 -	44.554	110.4	30.729	103.2	1:15.283	17 -	43.781	111.5	30.438	102.8	1:14.219
9 -	47.702	106.7	30.748	102.8	1:18.450	18 -	44.008	<b>111.7</b>	30.404	103.2	1:14.412
<b>22</b>	<b>Mike ROBINSON</b>		<b>Total Control Racing</b>								
1 -	48.464	98.3	32.577	96.8	1:21.041	10 -	45.760	108.2	30.584	101.4	1:16.344
2 -	46.067	106.0	31.160	100.2	1:17.227	11 -	43.931	110.0	30.493	101.7	1:14.424
3 -	44.610	107.7	31.222	101.1	1:15.832	12 -	<b>43.386</b>	110.4	<b>30.183</b>	<b>102.0</b>	<b>1:13.569</b>
4 -	44.381	106.9	31.448	101.2	1:15.829	13 -	43.810	109.8	30.627	100.9	1:14.437
5 -	44.472	109.1	30.929	101.2	1:15.401	14 -	43.891	109.7	30.331	101.4	1:14.222
6 -	44.117	109.3	31.838	100.8	1:15.955	15 -	43.544	109.8	30.451	101.8	1:13.995
7 -	44.179	110.4	30.813	100.5	1:14.992	16 -	43.810	109.7	30.478	101.7	1:14.288
8 -	44.065	<b>110.6</b>	30.559	<b>102.0</b>	1:14.624	17 -	44.183	109.5	30.392	101.7	1:14.575
9 -	43.740	108.6	30.507	101.8	1:14.247	18 -	44.214	110.0	31.088	100.0	1:15.302
<b>24</b>	<b>Lee PATTISON</b>		<b>P9 Raceshop/Range Storage</b>								
1 -	46.037	105.2	30.701	100.3	1:16.738	10 -	43.515	108.2	30.354	99.0	1:13.869
2 -	<b>42.883</b>	106.5	30.234	98.7	<b>1:13.117</b>	11 -	43.697	108.1	30.176	99.1	1:13.873
3 -	42.946	107.2	30.210	99.3	1:13.156	12 -	43.600	107.9	30.346	99.1	1:13.946
4 -	43.372	107.2	<b>29.859</b>	100.0	1:13.231	13 -	43.474	108.4	30.302	99.0	1:13.776
5 -	43.032	107.5	30.131	99.9	1:13.163	14 -	43.549	108.4	30.427	98.3	1:13.976
6 -	44.186	107.2	30.347	98.7	1:14.533	15 -	43.809	107.9	30.291	99.4	1:14.100
7 -	43.597	107.7	30.018	99.1	1:13.615	16 -	43.683	108.2	30.539	98.5	1:14.222
8 -	43.544	107.9	29.973	<b>100.5</b>	1:13.517	17 -	43.822	<b>108.6</b>	30.449	99.7	1:14.271
9 -	43.462	108.2	30.489	99.4	1:13.951	18 -	43.755	<b>108.6</b>	30.608	98.3	1:14.363
<b>27</b>	<b>Stefan HODGETTS</b>		<b>Total Control Racing</b>								
1 -	47.041	105.5	30.063	100.6	1:17.104	10 -	43.704	110.2	30.273	101.1	1:13.977
2 -	44.763	107.2	30.405	101.8	1:15.168	11 -	43.382	111.1	30.172	101.8	1:13.554
3 -	43.441	109.5	30.601	99.7	1:14.042	12 -	43.615	110.6	30.295	101.7	1:13.910
4 -	43.317	108.9	<b>29.870</b>	102.0	1:13.187	13 -	43.415	110.7	30.515	101.4	1:13.930
5 -	<b>42.985</b>	110.2	29.957	101.5	<b>1:12.942</b>	14 -	43.409	110.6	30.222	101.1	1:13.631
6 -	43.122	110.0	30.211	101.4	1:13.333	15 -	43.967	111.1	30.442	101.7	1:14.409
7 -	43.719	110.0	30.287	102.1	1:14.006	16 -	43.407	<b>111.7</b>	31.037	100.9	1:14.444
8 -	43.647	110.0	29.957	<b>102.6</b>	1:13.604	17 -	46.817	108.8	30.132	101.4	1:16.949
9 -	43.551	110.6	30.537	101.1	1:14.088	18 -	44.126	110.0	30.344	100.9	1:14.470
<b>28</b>	<b>Phil GLEW</b>		<b>Full Speed Racing</b>								
1 -	47.531	99.1	31.550	100.9	1:19.081	6 -	43.827	109.5	30.877	99.4	1:14.704
2 -	44.933	101.5	30.794	100.9	1:15.727	7 -	44.107	110.7	30.369	<b>101.7</b>	1:14.476
3 -	44.723	108.9	36.821	96.4	1:21.544	8 -	<b>43.426</b>	<b>110.9</b>	30.382	101.5	<b>1:13.808</b>
4 -	44.035	109.7	<b>30.122</b>	99.6	1:14.157	9 -	43.729	107.5	34.969	78.3	1:18.698
5 -	44.212	110.0	30.589	100.9	1:14.801						
<b>29</b>	<b>Alex OSBORNE</b>		<b>APO Sport</b>								
1 -	47.490	108.2	30.737	100.9	1:18.227	10 -	44.515	109.7	30.793	99.4	1:15.308
2 -	44.561	108.1	30.533	101.1	1:15.094	11 -	44.133	109.5	30.203	100.8	1:14.336
3 -	45.037	108.9	30.244	99.6	1:15.281	12 -	<b>43.514</b>	110.0	29.943	<b>101.8</b>	1:13.457
4 -	43.957	109.3	31.334	98.5	1:15.291	13 -	44.055	<b>110.7</b>	30.426	101.4	1:14.481
5 -	43.780	108.9	44.753	94.8	1:28.533	14 -	43.649	109.3	30.557	101.2	1:14.206
6 -	44.978	107.9	30.770	99.0	1:15.748	15 -	43.537	110.4	30.032	101.7	1:13.569
7 -	45.290	108.4	30.349	100.0	1:15.639	16 -	43.585	109.5	<b>29.865</b>	101.7	<b>1:13.450</b>
8 -	44.194	108.2	30.194	99.7	1:14.388	17 -	43.856	<b>110.7</b>	30.039	101.5	1:13.895
9 -	44.632	109.3	30.290	100.6	1:14.922	18 -	44.560	109.5	29.950	100.8	1:14.510
<b>43</b>	<b>Steven HUNTER</b>		<b>JHR Developments</b>								
1 -	46.121	108.2	30.475	100.2	1:16.596	10 -	43.268	110.6	30.722	99.0	1:13.990
2 -	43.349	108.4	30.514	98.5	1:13.863	11 -	43.318	110.4	30.287	100.0	1:13.605
3 -	43.135	109.3	30.303	99.6	1:13.438	12 -	43.490	110.2	30.533	98.7	1:14.023
4 -	43.159	109.5	30.182	100.2	1:13.341	13 -	43.205	110.4	30.440	99.6	1:13.645
5 -	<b>42.709</b>	110.2	<b>30.163</b>	99.3	<b>1:12.872</b>	14 -	43.319	<b>110.7</b>	30.602	98.8	1:13.921
6 -	43.377	108.6	30.486	100.0	1:13.863	15 -	43.761	110.0	30.662	99.7	1:14.423
7 -	43.584	108.1	30.550	100.0	1:14.134	16 -	43.548	110.2	30.783	99.9	1:14.331
8 -	43.187	110.0	30.350	100.2	1:13.537	17 -	43.444	110.2	30.697	99.3	1:14.141
9 -	43.175	110.0	30.662	<b>100.3</b>	1:13.837	18 -	43.725	110.2	30.816	98.3	1:14.541

Silverstone National  
Circuit Length = 1.6390 miles  
Start: 13:23 End: 13:46

Weather / Track : Rain / Wet

# ELF Renault Clio Cup

## ROUND 18 - SECTOR ANALYSIS

<b>44</b>	<b>Lea WOOD</b>		<b>Team Wood Racing</b>								
1-	48.875	88.3	32.152	102.0	1:21.027	10-	43.701	110.6	30.915	101.8	1:14.616
2-	45.724	103.9	31.939	101.7	1:17.663	11-	43.947	109.8	30.430	102.1	1:14.377
3-	44.765	108.9	31.414	102.5	1:16.179	12-	<b>43.496</b>	110.2	<b>30.131</b>	<b>102.9</b>	<b>1:13.627</b>
4-	45.141	109.1	30.940	102.1	1:16.081	13-	43.885	110.0	30.559	101.8	1:14.444
5-	44.921	109.7	31.078	101.8	1:15.999	14-	43.896	110.2	30.527	101.1	1:14.423
6-	44.449	109.5	30.956	102.0	1:15.405	15-	44.171	<b>110.9</b>	30.650	101.7	1:14.821
7-	44.157	109.3	30.755	101.8	1:14.912	16-	43.665	110.6	30.761	100.5	1:14.426
8-	44.053	110.6	30.772	101.4	1:14.825	17-	43.972	110.4	30.430	101.1	1:14.402
9-	44.096	109.1	30.774	101.8	1:14.870	18-	43.842	110.4	30.332	101.5	1:14.174
<b>46</b>	<b>Robert GAFFNEY</b>		<b>EPS UK with Robertshaw Racing</b>								
1-	48.621	98.5	32.746	100.0	1:21.367	2-	45.473	<b>110.7</b>	<b>31.899</b>	<b>101.8</b>	<b>1:17.372</b>
<b>66</b>	<b>Rob BOSTON</b>		<b>Double Six Racing</b>								
1-	47.076	101.2	31.708	100.0	1:18.784	10-	43.488	109.8	30.515	101.2	1:14.003
2-	44.376	107.7	30.545	100.9	1:14.921	11-	43.565	109.7	30.501	100.8	1:14.066
3-	43.657	109.5	<b>30.096</b>	101.2	<b>1:13.753</b>	12-	43.579	109.7	30.468	100.9	1:14.047
4-	43.540	109.8	30.357	100.8	1:13.897	13-	43.438	109.8	30.359	<b>101.4</b>	1:13.797
5-	43.515	110.0	30.421	100.6	1:13.936	14-	43.434	109.8	30.496	101.1	1:13.930
6-	43.605	109.8	30.368	100.8	1:13.973	15-	43.775	109.5	30.685	100.9	1:14.460
7-	43.774	110.2	30.480	101.2	1:14.254	16-	43.666	109.7	30.799	100.9	1:14.465
8-	<b>43.394</b>	110.4	30.715	101.2	1:14.109	17-	43.916	110.0	30.602	100.5	1:14.518
9-	43.667	109.3	30.738	100.9	1:14.405	18-	43.643	<b>110.9</b>	30.869	100.2	1:14.512
<b>77</b>	<b>Jonathan RIDLEY-HOLLOWAY</b>		<b>Total Control Racing</b>								
1-	49.374	100.3	32.356	97.8	1:21.730	2-	46.158	<b>109.5</b>	<b>31.143</b>	<b>101.5</b>	<b>1:17.301</b>
<b>88</b>	<b>David DICKENSON</b>		<b>Mardi Gras Motorsport</b>								
1-	49.368	85.2	33.059	96.3	1:22.427	10-	43.654	109.8	30.879	99.4	1:14.533
2-	45.582	103.1	31.713	100.3	1:17.295	11-	44.928	109.8	<b>30.272</b>	<b>101.1</b>	1:15.200
3-	45.038	106.4	32.086	99.6	1:17.124	12-	43.476	109.8	30.344	100.5	1:13.820
4-	44.137	110.4	31.019	100.2	1:15.156	13-	44.766	107.5	31.376	98.0	1:16.142
5-	44.584	100.2	31.471	99.4	1:16.055	14-	44.204	108.6	31.316	99.7	1:15.520
6-	43.948	109.1	31.126	99.7	1:15.074	15-	43.509	110.7	30.308	100.2	<b>1:13.817</b>
7-	44.507	109.3	30.642	99.9	1:15.149	16-	<b>43.455</b>	110.0	30.700	99.9	1:14.155
8-	43.607	110.2	30.957	100.5	1:14.564	17-	43.831	<b>111.3</b>	30.457	99.7	1:14.288
9-	44.080	108.9	31.052	99.7	1:15.132	18-	44.131	109.5	30.433	99.7	1:14.564
<b>99</b>	<b>Chaz SMALL</b>		<b>Full Speed Racing</b>								
1-	47.565	107.9	32.468	97.5	1:20.033	10-	43.767	110.0	30.339	102.6	1:14.106
2-	46.635	101.8	31.585	100.0	1:18.220	11-	43.499	109.7	30.072	101.4	<b>1:13.571</b>
3-	45.004	109.5	32.800	99.7	1:17.804	12-	43.412	110.4	30.264	102.0	1:13.676
4-	44.117	110.4	30.468	100.2	1:14.585	13-	43.720	110.6	30.297	102.0	1:14.017
5-	44.256	107.9	31.401	100.8	1:15.657	14-	43.551	110.6	30.499	101.5	1:14.050
6-	44.249	110.7	30.711	101.7	1:14.960	15-	43.549	110.7	<b>30.057</b>	<b>103.7</b>	1:13.606
7-	44.081	111.1	30.948	100.8	1:15.029	16-	<b>43.316</b>	<b>111.7</b>	30.618	102.6	1:13.934
8-	43.619	109.7	30.180	101.8	1:13.799	17-	44.190	110.6	30.370	102.5	1:14.560
9-	43.492	109.1	31.121	98.4	1:14.613	18-	44.081	108.8	31.086	101.1	1:15.167

Weather / Track : Rain / Wet

**ELF Renault Clio Cup**  
**ROUND 18 - SPEED TRAPS**

SECTOR 1				SECTOR 2			FINISH LINE			
POS	NO	NAME	MPH	NO	NAME	MPH	NO	NAME	MPH	
1	8	Peter FELIX	111.7				20	Stephen TYLDSLEY	104.0	
2	12	Carl BRADLEY	111.7				99	Chaz SMALL	103.7	
3	20	Stephen TYLDSLEY	111.7				6	Alex DEW	103.1	
4	27	Stefan HODGETTS	111.7				44	Lea WOOD	102.9	
5	99	Chaz SMALL	111.7				27	Stefan HODGETTS	102.6	
6	2	Gavin PYPER	111.5				11	Paul RIVETT	102.5	
7	5	Chris RICE	111.3				2	Gavin PYPER	102.3	
8	11	Paul RIVETT	111.3				8	Peter FELIX	102.3	
9	88	David DICKENSON	111.3				12	Carl BRADLEY	102.1	
10	6	Alex DEW	110.9				22	Mike ROBINSON	102.0	
11	28	Phil GLEW	110.9				14	Niki LANIK	101.8	
12	44	Lea WOOD	110.9				29	Alex OSBORNE	101.8	
13	66	Rob BOSTON	110.9				46	Robert GAFFNEY	101.8	
14	1	Matt ALLISON	110.7				1	Matt ALLISON	101.7	
15	29	Alex OSBORNE	110.7				5	Chris RICE	101.7	
16	43	Steven HUNTER	110.7				28	Phil GLEW	101.7	
17	46	Robert GAFFNEY	110.7				9	Alex MacDOWALL	101.5	
18	22	Mike ROBINSON	110.6				77	Jonathan RIDLEY-HOLLOWAY	101.5	
19	17	David SHEPHERD	109.8				17	David SHEPHERD	101.4	
20	10	Árón SMITH	109.7				66	Rob BOSTON	101.4	
21	14	Niki LANIK	109.5				88	David DICKENSON	101.1	
22	77	Jonathan RIDLEY-HOLLOWAY	109.5				15	Jeff SMITH	100.5	
23	15	Jeff SMITH	109.3				24	Lee PATTISON	100.5	
24	24	Lee PATTISON	108.6				10	Árón SMITH	100.3	
25	9	Alex MacDOWALL	108.1				43	Steven HUNTER	100.3	

# ELF Renault Clio Cup

## ROUND 18 - BEST SECTORS

SECTOR 1			SECTOR 2			IDEAL / BEST COMPARISON						
POS	NO	NAME	TIME	NO	NAME	TIME	POS	NO	NAME	IDEAL	BEST	DIFF
1	43	HUNTER	42.709	2	PYPER	29.843	1	24	PATTISON	1:12.742	1:13.117	0.375
2	24	PATTISON	42.883	24	PATTISON	29.859	2	27	HODGETTS	1:12.855	1:12.942	0.087
3	27	HODGETTS	42.985	29	OSBORNE	29.865	3	43	HUNTER	1:12.872	1:12.872	0.000
4	1	ALLISON	43.163	27	HODGETTS	29.870	4	1	ALLISON	1:13.119	1:13.303	0.184
5	11	RIVETT	43.312	6	DEW	29.950	5	11	RIVETT	1:13.332	1:13.425	0.093
6	99	SMALL	43.316	1	ALLISON	29.956	6	6	DEW	1:13.361	1:13.361	0.000
7	22	ROBINSON	43.386	14	LANIK	29.990	7	99	SMALL	1:13.373	1:13.571	0.198
8	66	BOSTON	43.394	11	RIVETT	30.020	8	29	OSBORNE	1:13.379	1:13.450	0.071
9	6	DEW	43.411	99	SMALL	30.057	9	2	PYPER	1:13.478	1:13.481	0.003
10	28	GLEW	43.426	66	BOSTON	30.096	10	66	BOSTON	1:13.490	1:13.753	0.263
11	88	DICKENSON	43.455	28	GLEW	30.122	11	28	GLEW	1:13.548	1:13.808	0.260
12	44	WOOD	43.496	44	WOOD	30.131	12	22	ROBINSON	1:13.569	1:13.569	0.000
13	8	FELIX	43.503	43	HUNTER	30.163	13	14	LANIK	1:13.577	1:13.612	0.035
14	29	OSBORNE	43.514	22	ROBINSON	30.183	14	44	WOOD	1:13.627	1:13.627	0.000
15	12	BRADLEY	43.521	10	SMITH	30.214	15	88	DICKENSON	1:13.727	1:13.817	0.090
16	20	TYLDSLEY	43.558	12	BRADLEY	30.220	16	12	BRADLEY	1:13.741	1:13.923	0.182
17	14	LANIK	43.587	20	TYLDSLEY	30.265	17	8	FELIX	1:13.819	1:14.075	0.256
18	5	RICE	43.612	88	DICKENSON	30.272	18	20	TYLDSLEY	1:13.823	1:14.114	0.291
19	9	MacDOWALL	43.622	8	FELIX	30.316	19	10	SMITH	1:13.862	1:14.203	0.341
20	2	PYPER	43.635	9	MacDOWALL	30.547	20	9	MacDOWALL	1:14.169	1:14.262	0.093
21	10	SMITH	43.648	5	RICE	30.570	21	5	RICE	1:14.182	1:14.323	0.141
22	17	SHEPHERD	44.660	17	SHEPHERD	30.988	22	17	SHEPHERD	1:15.648	1:15.895	0.247
23	15	SMITH	44.955	77	RIDLEY-HOLLOWAY	31.143	23	15	SMITH	1:16.452	1:17.618	1.166
24	46	GAFFNEY	45.124	15	SMITH	31.497	24	77	RIDLEY-HOLLOWAY	1:16.461	1:17.301	0.840
25	77	RIDLEY-HOLLOWAY	45.318	46	GAFFNEY	31.899	25	46	GAFFNEY	1:17.023	1:17.372	0.349
<b>Perfect lap</b>										<b>1:12.552</b>		

Weather / Track : Rain / Wet

www.tsl-timing.com

Silverstone National  
Circuit Length = 1.6390 miles  
Start: 13:23 End: 13:46

Printed - 13.47 Sunday, 31 August 2008

**ELF Renault Clio Cup**  
**ROUND 18 - LAP CHART**

Lap 1			Lap 2			Lap 3			Lap 4			Lap 5		
No	Behind	Laptime	No	Behind	Laptime	No	Behind	Laptime	No	Behind	Laptime	No	Behind	Laptime
27		1:17.104	24		1:13.117	24		1:13.156	24		1:13.231	24		1:13.163
24	0.610	1:16.738	43	0.917	1:13.863	43	1.199	1:13.438	43	1.309	1:13.341	43	1.018	1:12.872
43	0.781	1:16.596	27	1.441	1:15.168	27	2.327	1:14.042	27	2.283	1:13.187	27	2.062	1:12.942
66	2.969	1:18.784	66	4.163	1:14.921	66	4.760	1:13.753	66	5.426	1:13.897	66	6.199	1:13.936
9	3.462	1:18.953	9	4.697	1:14.962	14	6.377	1:14.655	14	7.125	1:13.979	14	8.467	1:14.505
14	3.556	1:18.944	14	4.878	1:15.049	29	7.524	1:15.281	29	9.584	1:15.291	11	10.666	1:13.601
11	3.853	1:20.913	29	5.399	1:15.094	11	8.146	1:15.713	11	10.228	1:15.313	1	11.319	1:13.746
29	4.032	1:18.227	11	5.589	1:15.463	2	9.487	1:14.956	1	10.736	1:14.094	2	11.887	1:13.861
12	4.545	1:19.369	12	6.903	1:16.085	1	9.873	1:14.424	2	11.189	1:14.933	10	15.043	1:14.264
28	5.337	1:19.081	28	7.337	1:15.727	12	10.237	1:16.490	12	12.105	1:15.099	12	16.410	1:17.468
22	5.775	1:21.041	2	7.687	1:15.507	22	11.951	1:15.832	10	13.942	1:14.897	22	16.787	1:15.401
2	5.907	1:20.601	1	8.605	1:16.107	10	12.276	1:15.516	22	14.549	1:15.829	6	17.996	1:15.086
1	6.225	1:19.489	22	9.275	1:17.227	9	13.032	1:21.491	9	15.727	1:15.926	9	18.161	1:15.597
10	6.849	1:21.066	10	9.916	1:16.794	5	13.595	1:15.830	6	16.073	1:15.552	28	18.289	1:14.801
99	6.850	1:20.033	6	10.079	1:16.348	6	13.752	1:16.829	5	16.392	1:16.028	5	19.313	1:16.084
77	7.192	1:21.730	77	10.766	1:17.301	28	15.725	1:21.544	28	16.651	1:14.157	99	19.839	1:15.657
5	7.414	1:21.471	5	10.921	1:17.234	99	15.991	1:17.804	99	17.345	1:14.585	8	20.495	1:15.295
6	7.458	1:20.579	99	11.343	1:18.220	44	16.248	1:16.179	8	18.363	1:15.059	20	20.937	1:14.806
46	7.963	1:21.367	46	11.608	1:17.372	8	16.535	1:17.804	44	19.098	1:16.081	44	21.934	1:15.999
8	8.229	1:21.152	8	11.887	1:17.385	20	16.831	1:16.659	20	19.294	1:15.694	88	22.836	1:16.055
15	8.495	1:20.965	15	12.386	1:17.618	88	18.019	1:17.124	88	19.944	1:15.156	29	24.954	1:28.533
44	9.289	1:21.027	44	13.225	1:17.663	17	18.690	1:17.641	17	21.616	1:16.157	17	25.144	1:16.691
20	9.555	1:22.270	20	13.328	1:17.500	15	35.524	1:36.294						
17	9.802	1:21.646	88	14.051	1:17.295									
88	10.483	1:22.427	17	14.205	1:18.130									

**ELF Renault Clio Cup**  
**ROUND 18 - LAP CHART**

Lap 6			Lap 7			Lap 8			Lap 9			Lap 10		
No	Behind	Laptime	No	Behind	Laptime	No	Behind	Laptime	No	Behind	Laptime	No	Behind	Laptime
24		1:14.533	24		1:13.615	24		1:13.517	24		1:13.951	24		1:13.869
43	0.348	1:13.863	43	0.867	1:14.134	43	0.887	1:13.537	43	0.773	1:13.837	43	0.894	1:13.990
27	0.862	1:13.333	27	1.253	1:14.006	27	1.340	1:13.604	27	1.477	1:14.088	27	1.585	1:13.977
66	5.639	1:13.973	66	6.278	1:14.254	66	6.870	1:14.109	66	7.324	1:14.405	66	7.458	1:14.003
14	8.274	1:14.340	14	9.017	1:14.358	14	9.112	1:13.612	14	9.073	1:13.912	14	9.506	1:14.302
11	9.558	1:13.425	1	11.266	1:14.090	1	11.537	1:13.788	1	10.889	1:13.303	1	11.310	1:14.290
1	10.791	1:14.005	11	11.589	1:15.646	11	11.705	1:13.633	11	11.931	1:14.177	11	12.455	1:14.393
2	11.548	1:14.194	2	12.048	1:14.115	2	12.827	1:14.296	2	12.853	1:13.977	2	13.246	1:14.262
10	15.554	1:15.044	10	16.433	1:14.494	10	17.792	1:14.876	10	18.142	1:14.301	10	18.793	1:14.520
12	16.524	1:14.647	12	17.966	1:15.057	12	19.247	1:14.798	12	19.251	1:13.955	12	19.857	1:14.475
6	18.002	1:14.539	6	18.309	1:13.922	6	19.415	1:14.623	6	19.923	1:14.459	6	20.398	1:14.344
22	18.209	1:15.955	28	19.321	1:14.476	28	19.612	1:13.808	22	20.989	1:14.247	99	22.861	1:14.106
28	18.460	1:14.704	22	19.586	1:14.992	22	20.693	1:14.624	9	22.589	1:15.137	22	23.464	1:16.344
9	19.530	1:15.902	9	20.482	1:14.567	9	21.403	1:14.438	99	22.624	1:14.613	8	24.058	1:14.830
5	19.926	1:15.146	5	21.462	1:15.151	99	21.962	1:13.799	8	23.097	1:14.197	9	24.509	1:15.789
99	20.266	1:14.960	99	21.680	1:15.029	8	22.851	1:14.230	5	24.130	1:15.137	5	25.263	1:15.002
8	20.903	1:14.941	8	22.138	1:14.850	5	22.944	1:14.999	28	24.359	1:18.698	44	27.077	1:14.616
20	21.542	1:15.138	20	23.106	1:15.179	20	24.872	1:15.283	44	26.330	1:14.870	88	27.803	1:14.533
44	22.806	1:15.405	44	24.103	1:14.912	44	25.411	1:14.825	88	27.139	1:15.132	20	30.297	1:14.795
88	23.377	1:15.074	88	24.911	1:15.149	88	25.958	1:14.564	20	29.371	1:18.450	29	31.474	1:15.308
29	26.169	1:15.748	29	28.193	1:15.639	29	29.064	1:14.388	29	30.035	1:14.922			
17	27.121	1:16.510	17	29.401	1:15.895									

**ELF Renault Clio Cup**  
**ROUND 18 - LAP CHART**

Lap 11			Lap 12			Lap 13			Lap 14			Lap 15		
No	Behind	Laptime	No	Behind	Laptime	No	Behind	Laptime	No	Behind	Laptime	No	Behind	Laptime
24		1:13.873	24		1:13.946	24		1:13.776	24		1:13.976	24		1:14.100
43	0.626	1:13.605	43	0.703	1:14.023	43	0.572	1:13.645	43	0.517	1:13.921	43	0.840	1:14.423
27	1.266	1:13.554	27	1.230	1:13.910	27	1.384	1:13.930	27	1.039	1:13.631	27	1.348	1:14.409
66	7.651	1:14.066	66	7.752	1:14.047	66	7.773	1:13.797	66	7.727	1:13.930	66	8.087	1:14.460
14	9.823	1:14.190	14	10.163	1:14.286	14	10.269	1:13.882	14	11.439	1:15.146	14	11.525	1:14.186
1	11.205	1:13.768	1	11.027	1:13.768	1	11.524	1:14.273	1	11.888	1:14.340	1	12.365	1:14.577
11	12.445	1:13.863	11	11.992	1:13.493	11	12.164	1:13.948	11	12.133	1:13.945	11	12.495	1:14.462
2	13.406	1:14.033	2	13.313	1:13.853	2	13.018	1:13.481	2	13.047	1:14.005	2	13.312	1:14.365
10	19.261	1:14.341	10	19.518	1:14.203	10	19.945	1:14.203	10	20.586	1:14.617	10	20.950	1:14.464
12	19.907	1:13.923	12	20.506	1:14.545	6	21.885	1:14.942	6	21.960	1:14.051	6	21.221	1:13.361
6	20.775	1:14.250	6	20.719	1:13.890	99	22.530	1:14.017	99	22.604	1:14.050	99	22.110	1:13.606
99	22.559	1:13.571	99	22.289	1:13.676	22	24.299	1:14.437	22	24.545	1:14.222	22	24.440	1:13.995
22	24.015	1:14.424	22	23.638	1:13.569	8	25.303	1:14.075	8	25.533	1:14.206	8	25.578	1:14.145
8	24.284	1:14.099	8	25.004	1:14.666	9	26.927	1:14.684	9	27.421	1:14.470	9	27.730	1:14.409
9	25.703	1:15.067	9	26.019	1:14.262	5	27.520	1:14.323	44	28.377	1:14.423	44	29.098	1:14.821
5	26.377	1:14.987	5	26.973	1:14.542	44	27.930	1:14.444	5	28.467	1:14.923	5	29.530	1:15.163
44	27.581	1:14.377	44	27.262	1:13.627	12	30.903	1:24.173	12	31.083	1:14.156	12	31.081	1:14.098
88	29.130	1:15.200	88	29.004	1:13.820	88	31.370	1:16.142	29	32.383	1:14.206	29	31.852	1:13.569
20	30.538	1:14.114	20	31.144	1:14.552	29	32.153	1:14.481	88	32.914	1:15.520	88	32.631	1:13.817
29	31.937	1:14.336	29	31.448	1:13.457	20	32.386	1:15.018	20	33.265	1:14.855	20	34.058	1:14.893

**ELF Renault Clio Cup**  
**ROUND 18 - LAP CHART**

Lap 16			Lap 17			Lap 18		
No	Behind	Laptime	No	Behind	Laptime	No	Behind	Laptime
24		1:14.222	24		1:14.271	24		1:14.363
43	0.949	1:14.331	43	0.819	1:14.141	43	0.997	1:14.541
27	1.570	1:14.444	27	4.248	1:16.949	27	4.355	1:14.470
66	8.330	1:14.465	66	8.577	1:14.518	66	8.726	1:14.512
14	11.652	1:14.349	14	11.982	1:14.601	14	12.905	1:15.286
1	12.508	1:14.365	1	12.737	1:14.500	1	12.927	1:14.553
11	12.917	1:14.644	11	12.939	1:14.293	11	13.672	1:15.096
2	13.558	1:14.468	2	13.352	1:14.065	2	13.762	1:14.773
10	21.107	1:14.379	10	21.414	1:14.578	10	22.002	1:14.951
6	21.290	1:14.291	6	21.582	1:14.563	6	22.686	1:15.467
99	21.822	1:13.934	99	22.111	1:14.560	99	22.915	1:15.167
22	24.506	1:14.288	22	24.810	1:14.575	22	25.749	1:15.302
8	25.900	1:14.544	8	25.988	1:14.359	8	26.276	1:14.651
44	29.302	1:14.426	44	29.433	1:14.402	44	29.244	1:14.174
9	29.484	1:15.976	9	30.486	1:15.273	29	30.851	1:14.510
5	30.561	1:15.253	29	30.704	1:13.895	9	31.810	1:15.687
29	31.080	1:13.450	5	31.645	1:15.355	5	32.157	1:14.875
12	31.696	1:14.837	12	32.300	1:14.875	88	32.782	1:14.564
88	32.564	1:14.155	88	32.581	1:14.288	12	33.121	1:15.184
20	34.950	1:15.114	20	34.898	1:14.219	20	34.947	1:14.412

# ELF Renault Clio Cup

## ROUND 18 - POSITION CHART

No	Name	Laps Pos	1	2	3	4	5	6	7	8	9	10	11	12	13	14	15	16	17	18
			27	HODGETTS	1	27	24	24	24	24	24	24	24	24	24	24	24	24	24	24
24	PATTISON	2	24	43	43	43	43	43	43	43	43	43	43	43	43	43	43	43	43	43
43	HUNTER	3	43	27	27	27	27	27	27	27	27	27	27	27	27	27	27	27	27	27
66	BOSTON	4	66	66	66	66	66	66	66	66	66	66	66	66	66	66	66	66	66	66
9	MacDOWALL	5	9	9	14	14	14	14	14	14	14	14	14	14	14	14	14	14	14	14
14	LANIK	6	14	14	29	29	11	11	1	1	1	1	1	1	1	1	1	1	1	1
11	RIVETT	7	11	29	11	11	1	1	11	11	11	11	11	11	11	11	11	11	11	11
29	OSBORNE	8	29	11	2	1	2	2	2	2	2	2	2	2	2	2	2	2	2	2
12	BRADLEY	9	12	12	1	2	10	10	10	10	10	10	10	10	10	10	10	10	10	10
28	GLEW	10	28	28	12	12	12	12	12	12	12	12	12	12	6	6	6	6	6	6
22	ROBINSON	11	22	2	22	10	22	6	6	6	6	6	6	6	99	99	99	99	99	99
2	PYPER	12	2	1	10	22	6	22	28	28	22	99	99	99	22	22	22	22	22	22
1	ALLISON	13	1	22	9	9	9	28	22	22	9	22	22	22	8	8	8	8	8	8
10	SMITH	14	10	10	5	6	28	9	9	9	99	8	8	8	9	9	9	44	44	44
99	SMALL	15	99	6	6	5	5	5	5	99	8	9	9	9	5	44	44	9	9	29
77	RIDLEY-HOLLOW#	16	77	77	28	28	99	99	99	8	5	5	5	5	44	5	5	5	29	9
5	RICE	17	5	5	99	99	8	8	8	5	28	44	44	44	12	12	12	29	5	5
6	DEW	18	6	99	44	8	20	20	20	20	44	88	88	88	88	29	29	12	12	88
46	GAFFNEY	19	46	46	8	44	44	44	44	44	88	20	20	20	29	88	88	88	88	12
8	FELIX	20	8	8	20	20	88	88	88	88	20	29	29	29	20	20	20	20	20	20
15	SMITH	21	15	15	88	88	29	29	29	29	29									
44	WOOD	22	44	44	17	17	17	17	17											
20	TYLDSLEY	23	20	20	15															
17	SHEPHERD	24	17	88																
88	DICKENSON	25	88	17																