



# THE GINETTA JUNIOR CHAMPIONSHIP

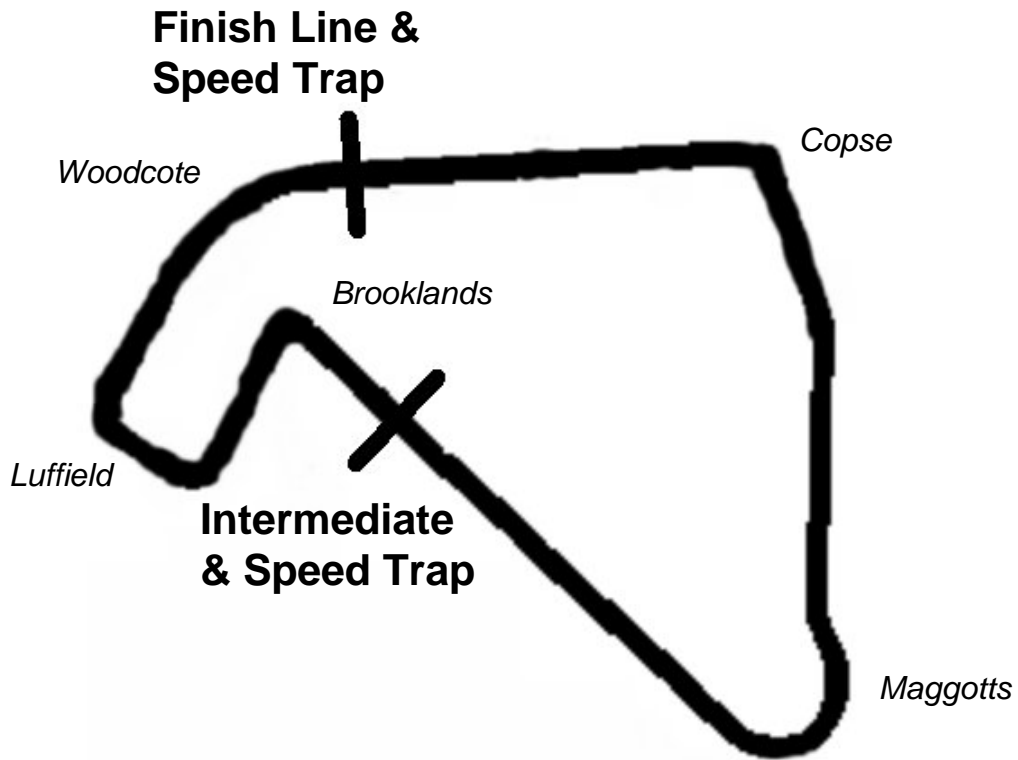
**Rounds 19 & 20  
Silverstone National**

**30th / 31st August 2008**



**Results Provided by Timing Solutions Ltd**  
[www.tsl-timing.com](http://www.tsl-timing.com)

# SILVERSTONE NATIONAL



Circuit Length: 1.6390 miles / 2637.7 metres  
Intermediate: 1669 metres  
Pit In: 0 metres  
Pit Out: 308 metres after Finish Line

# Ginetta Junior Championship

## QUALIFYING - ROUND 19 - CLASSIFICATION

POS	NO	CL	NAME	ENTRY	TIME	ON	LAPS	GAP	DIFF	MPH
1	8		Dino ZAMPARELLI	Muzz Racing	1:14.010	6	11			79.72
2	25		Aaron WILLIAMSON	TJ Motorsport	1:14.188	4	10	0.178	0.178	79.53
3	6		Thomas CARNABY	TollBar Racing	1:14.227	5	11	0.217	0.039	79.49
4	55		Josh HILL	TollBar Racing	1:14.247	6	11	0.237	0.020	79.46
5	66		Dominic PETTIT	Dominant Motorsport	1:14.332	3	8	0.322	0.085	79.37
6	28		George RICHARDSON	Tollbar Racing	1:14.354	6	11	0.344	0.022	79.35
7	24		Simon AUSTIN	Driver	1:14.356	4	11	0.346	0.002	79.35
8	15		Alice POWELL	Tockwith Motorsport	1:14.443	5	11	0.433	0.087	79.26
9	23		Daniel LLOYD	Tockwith Racing	1:14.502	6	11	0.492	0.059	79.19
10	91		Fergus WALKINSHAW	TollBar Racing	1:14.523	8	11	0.513	0.021	79.17
11	86		Jake FARNDON	Driver	1:14.610	4	11	0.600	0.087	79.08
12	26		Sarah MOORE	Tockwith Motorsport	1:14.660	8	11	0.650	0.050	79.02
13	60		Jake BATTY	TJ Motorsport	1:14.666	2	10	0.656	0.006	79.02
14	51		Alex AUSTIN	Tockwith Motorsport	1:14.857	11	11	0.847	0.191	78.82
15	70		Max McGUIRE	Tockwith Motorsport	1:14.951	11	11	0.941	0.094	78.72
16	29		Ashley CRAIG	Driver	1:15.008	4	11	0.998	0.057	78.66
17	75		Oliver LLEWELLYN	Driver	1:15.279	5	11	1.269	0.271	78.37
18	33		Jake RATTENBURY	Muzz Racing	1:15.360	8	10	1.350	0.081	78.29
19	20		Tom HOWARD	Driver	1:15.655	8	10	1.645	0.295	77.99

Weather / Track : Cloudy / Dry

These results are provisional until the conclusion of any judicial and technical matters.

Silverstone National  
Circuit Length = 1.6390 miles  
Start: 11:28 End: 11:44

Clerk of Course :		Timekeeper :
-------------------	--	--------------

# Ginetta Junior Championship

## QUALIFYING - ROUND 19 - SECTOR ANALYSIS

<b>6</b>	<b>Thomas CARNABY</b>				TollBar Racing						
1-	44.917	95.7	30.199	88.7	1:15.116	7-	44.551	<b>97.4</b>	30.055	89.4	1:14.606
2-	44.541	96.3	30.039	89.1	1:14.580	8-	44.428	96.7	30.150	88.3	1:14.578
3-	44.438	97.1	30.120	89.1	1:14.558	9-	44.451	96.4	30.194	88.4	1:14.645
4-	<b>44.229</b>	97.0	30.027	89.4	1:14.256	10-	44.912	96.7	30.113	88.7	1:15.025
5-	44.374	97.3	<b>29.853</b>	<b>89.6</b>	<b>1:14.227</b>	11-	44.350	96.7	30.008	89.1	1:14.358
6-	48.464	69.3	31.019	88.9	1:19.483						
<b>8</b>	<b>Dino ZAMPARELLI</b>				Muzz Racing						
1-	45.556	95.9	30.151	87.7	1:15.707	7-	44.544	98.0	29.954	87.5	1:14.498
2-	44.541	97.7	29.732	89.2	1:14.273	8-	44.562	97.7	29.756	88.3	1:14.318
3-	44.398	98.4	29.759	90.2	1:14.157	9-	44.741	97.8	<b>29.664</b>	88.2	1:14.405
4-	45.632	97.8	29.721	<b>90.3</b>	1:15.353	10-	45.752	<b>95.2</b>	29.825	88.2	1:15.577
5-	44.483	99.3	29.677	<b>90.3</b>	1:14.160	11-	44.601	97.3	29.710	89.4	1:14.311
6-	<b>44.201</b>	<b>99.7</b>	29.809	88.1	<b>1:14.010</b>						
<b>15</b>	<b>Alice POWELL</b>				Tockwith Motorsport						
1-	54.355	59.4	33.185	86.4	1:27.540	7-	<b>44.284</b>	<b>99.0</b>	30.195	87.4	1:14.479
2-	45.157	96.3	30.172	87.6	1:15.329	8-	44.501	97.0	30.044	88.3	1:14.545
3-	44.576	97.3	30.112	87.5	1:14.688	9-	45.379	94.4	30.929	87.4	1:16.308
4-	44.491	97.3	30.172	87.4	1:14.663	10-	44.823	97.0	<b>29.985</b>	87.5	1:14.808
5-	44.427	97.8	30.016	<b>88.8</b>	<b>1:14.443</b>	11-	44.664	96.4	30.029	88.1	1:14.693
6-	44.682	98.0	30.127	88.4	1:14.809						
<b>20</b>	<b>Tom HOWARD</b>				Driver						
1-	45.554	93.7	31.275	86.5	1:16.829	6-	58.903	94.5	In		1:42.593P
2-	45.847	95.6	30.831	86.6	1:16.678	7-	Out	98.1	30.852	87.0	2:09.080
3-	45.268	97.0	30.867	86.9	1:16.135	8-	<b>44.902</b>	<b>98.3</b>	30.753	86.9	<b>1:15.655</b>
4-	44.934	96.4	31.556	86.9	1:16.490	9-	45.858	96.8	30.850	87.2	1:16.708
5-	46.159	97.4	<b>30.662</b>	87.2	1:16.821	10-	45.223	96.8	30.759	<b>87.5</b>	1:15.982
<b>23</b>	<b>Daniel LLOYD</b>				Tockwith Racing						
1-	44.920	96.4	30.418	87.3	1:15.338	7-	45.066	96.6	30.017	86.5	1:15.083
2-	45.230	95.9	30.155	86.5	1:15.385	8-	44.787	96.8	31.206	86.6	1:15.993
3-	44.962	96.3	30.122	85.6	1:15.084	9-	<b>44.398</b>	<b>98.1</b>	30.109	86.0	1:14.507
4-	44.555	96.1	31.053	84.7	1:15.608	10-	44.712	96.8	30.000	86.6	1:14.591P
5-	46.325	95.9	30.239	86.1	1:16.564	11-	44.606	96.8	<b>29.925</b>	86.5	1:14.652
6-	44.519	97.4	29.983	86.3	<b>1:14.502</b>						
<b>24</b>	<b>Simon AUSTIN</b>				Driver						
1-	45.613	95.9	30.430	87.2	1:16.043	7-	57.073	92.9	30.790	87.4	1:27.863
2-	44.833	97.4	30.831	89.6	1:15.664	8-	45.037	97.4	<b>30.044</b>	87.3	1:15.081
3-	45.273	98.1	30.241	90.1	1:15.514	9-	45.066	97.5	30.069	87.5	1:15.135
4-	<b>44.240</b>	<b>98.8</b>	30.116	<b>90.6</b>	<b>1:14.356</b>	10-	45.271	97.0	30.098	87.6	1:15.369
5-	44.552	98.7	30.474	88.5	1:15.026	11-	44.913	96.8	30.233	87.8	1:15.146
6-	44.631	97.5	30.229	88.0	1:14.860						
<b>25</b>	<b>Aaron WILLIAMSON</b>				TJ Motorsport						
1-	45.656	96.6	31.020	87.2	1:16.676	6-	45.033	96.1	30.087	87.7	1:15.120
2-	44.790	98.0	30.417	89.2	1:15.207	7-	45.036	96.3	30.085	88.0	1:15.121
3-	45.180	<b>98.3</b>	30.409	89.2	1:15.589	8-	45.225	93.5	In		1:21.723P
4-	<b>44.435</b>	98.0	<b>29.753</b>	<b>89.5</b>	<b>1:14.188</b>	9-	Out	96.3	30.455	87.5	2:22.583
5-	48.087	91.9	30.293	87.3	1:18.380	10-	45.007	96.8	30.086	87.5	1:15.093
<b>26</b>	<b>Sarah MOORE</b>				Tockwith Motorsport						
1-	45.175	95.2	30.738	87.0	1:15.913	7-	49.095	93.3	30.717	87.6	1:19.812
2-	45.179	95.6	30.419	87.8	1:15.598	8-	44.456	96.8	30.204	87.6	<b>1:14.660</b>
3-	44.945	96.1	30.672	86.9	1:15.617	9-	44.852	95.6	30.785	87.6	1:15.637
4-	44.733	95.6	30.630	88.3	1:15.363	10-	44.667	96.3	30.280	88.1	1:14.947
5-	45.385	<b>97.1</b>	31.141	<b>89.5</b>	1:16.526	11-	<b>44.410</b>	96.7	30.407	87.0	1:14.817
6-	45.492	96.7	<b>30.126</b>	88.9	1:15.618						

Silverstone National  
Circuit Length = 1.6390 miles  
Start: 11:28 End: 11:44

Weather / Track : Cloudy / Dry

# Ginetta Junior Championship

## QUALIFYING - ROUND 19 - SECTOR ANALYSIS

<b>28</b>	<b>George RICHARDSON</b>					<b>Tollbar Racing</b>					
1-	45.779	98.1	31.445	84.4	1:17.224	7-	45.350	97.0	30.019	89.5	1:15.369
2-	45.728	98.3	30.275	90.0	1:16.003	8-	44.435	98.3	30.222	89.5	1:14.657
3-	49.080	87.3	30.250	<b>90.4</b>	1:19.330	9-	44.267	98.4	30.123	88.4	1:14.390
4-	44.329	97.8	30.108	90.3	1:14.437	10-	44.929	97.8	<b>29.968</b>	88.8	1:14.897
5-	44.496	<b>99.7</b>	30.201	90.3	1:14.697	11-	44.166	98.4	30.271	89.7	1:14.437
6-	<b>44.094</b>	99.0	30.260	89.6	<b>1:14.354</b>						
<b>29</b>	<b>Ashley CRAIG</b>					<b>Driver</b>					
1-	45.511	96.3	31.053	88.2	1:16.564	7-	45.005	97.0	30.692	88.2	1:15.697
2-	45.072	97.7	30.942	89.1	1:16.014	8-	45.213	96.8	30.431	88.0	1:15.644
3-	48.217	84.3	31.976	89.4	1:20.193	9-	44.867	97.7	30.265	88.1	1:15.132
4-	<b>44.355</b>	<b>98.8</b>	30.653	<b>89.7</b>	<b>1:15.008</b>	10-	44.908	97.7	<b>30.229</b>	88.1	1:15.137
5-	45.989	96.6	30.542	88.2	1:16.531	11-	44.748	97.4	30.368	88.5	1:15.116
6-	44.620	96.3	30.467	87.8	1:15.087						
<b>33</b>	<b>Jake RATTENBURY</b>					<b>Muzz Racing</b>					
1-	46.618	95.3	44.487	72.0	1:31.105	6-	46.213	95.3	30.652	85.9	1:16.865
2-	46.791	94.7	31.341	86.5	1:18.132	7-	45.983	<b>97.4</b>	30.298	<b>88.3</b>	1:16.281
3-	45.962	95.1	31.056	87.3	1:17.018	8-	<b>45.068</b>	96.6	30.292	<b>87.8</b>	<b>1:15.360</b>
4-	46.019	95.5	31.193	85.7	1:17.212	9-	45.308	96.8	30.373	87.4	1:15.681
5-	45.435	95.1	32.034	83.8	1:17.469	10-	45.991	95.5	<b>30.226</b>	87.4	1:16.217
<b>51</b>	<b>Alex AUSTIN</b>					<b>Tockwith Motorsport</b>					
1-	45.894	94.8	32.598	86.7	1:18.492	7-	45.238	95.3	30.632	87.3	1:15.870
2-	45.300	95.2	30.708	87.5	1:16.008	8-	45.202	95.2	30.887	86.9	1:16.089
3-	45.221	<b>97.0</b>	30.749	87.6	1:15.970	9-	44.864	95.5	30.840	86.9	1:15.704
4-	44.859	96.4	30.698	<b>90.3</b>	1:15.557	10-	57.589	90.3	30.606	87.5	1:28.195
5-	54.692	91.2	30.990	87.0	1:25.682	11-	<b>44.569</b>	96.6	<b>30.288</b>	88.2	<b>1:14.857</b>
6-	44.939	95.7	30.847	86.9	1:15.786						
<b>55</b>	<b>Josh HILL</b>					<b>TollBar Racing</b>					
1-	1:00.233	57.6	35.364	89.7	1:35.597	7-	44.415	97.8	30.009	89.1	1:14.424
2-	44.727	99.0	30.227	<b>90.0</b>	1:14.954	8-	45.726	98.0	30.225	88.5	1:15.951
3-	44.425	98.8	30.008	89.6	1:14.433	9-	44.380	98.1	30.101	89.1	1:14.481
4-	44.119	98.8	30.553	88.2	1:14.672	10-	44.404	98.4	<b>29.915</b>	89.6	1:14.319
5-	44.809	98.0	30.086	89.2	1:14.895	11-	53.184	<b>99.1</b>	30.060	89.6	1:23.244
6-	<b>44.107</b>	98.1	30.140	88.5	<b>1:14.247</b>						
<b>60</b>	<b>Jake BATTY</b>					<b>TJ Motorsport</b>					
1-	44.560	98.1	30.395	88.7	1:14.955	6-	45.238	96.3	In		1:25.506P
2-	<b>44.309</b>	<b>99.1</b>	30.357	88.8	<b>1:14.666</b>	7-	Out	95.7	30.813	87.5	2:51.225
3-	49.030	98.1	30.212	<b>89.1</b>	1:19.242	8-	45.025	96.6	30.096	88.4	1:15.121
4-	1:00.093	90.4	31.083	88.3	1:31.176	9-	44.711	96.8	30.074	88.5	1:14.785
5-	44.638	97.3	30.212	88.8	1:14.850	10-	44.670	96.8	<b>30.005</b>	88.3	1:14.675
<b>66</b>	<b>Dominic PETTIT</b>					<b>Dominant Motorsport</b>					
1-	45.378	96.4	30.254	89.4	1:15.632	5-	44.491	97.5	<b>29.924</b>	88.8	1:14.415
2-	44.913	96.8	30.087	89.8	1:15.000	6-	44.497	92.7	In		1:19.663P
3-	44.375	97.5	29.957	<b>90.2</b>	<b>1:14.332</b>	7-	Out	56.7	32.313	86.8	2:26.027
4-	<b>44.175</b>	97.7	30.932	90.0	1:15.107	8-	45.142	<b>97.8</b>	In		1:20.749P
<b>70</b>	<b>Max McGUIRE</b>					<b>Tockwith Motorsport</b>					
1-	48.569	71.9	35.549	88.7	1:24.118	7-	45.737	96.4	30.884	88.4	1:16.621
2-	45.157	97.4	30.411	88.9	1:15.568	8-	45.074	97.7	30.018	88.5	1:15.092
3-	44.938	98.4	30.240	89.8	1:15.178	9-	45.996	96.6	30.354	88.0	1:16.350
4-	<b>44.820</b>	<b>98.7</b>	30.142	89.1	1:14.962	10-	45.414	97.3	29.998	89.1	1:15.412
5-	1:02.913	51.6	35.413	84.7	1:38.326	11-	45.014	97.5	<b>29.937</b>	<b>90.0</b>	<b>1:14.951</b>
6-	46.047	97.8	30.231	88.2	1:16.278						
<b>75</b>	<b>Oliver LLEWELLYN</b>					<b>Driver</b>					
1-	46.113	96.8	31.062	88.5	1:17.175	7-	45.352	97.1	30.600	88.7	1:15.952
2-	45.318	97.7	30.644	88.7	1:15.962	8-	45.180	97.0	30.479	88.4	1:15.659

Silverstone National  
Circuit Length = 1.6390 miles  
Start: 11:28 End: 11:44

Weather / Track : Cloudy / Dry

# Ginetta Junior Championship

## QUALIFYING - ROUND 19 - SECTOR ANALYSIS

3-	<b>44.679</b>	98.3	30.705	89.6	1:15.384	9-	44.987	97.7	30.524	88.3	1:15.511
4-	44.702	97.8	30.606	89.2	1:15.308	10-	44.814	97.5	30.571	88.2	1:15.385
5-	44.886	<b>98.5</b>	<b>30.393</b>	<b>90.1</b>	<b>1:15.279</b>	11-	45.832	94.3	30.491	88.0	1:16.323
6-	45.559	97.1	30.566	88.2	1:16.125						
<b>86</b>	<b>Jake FARNDON</b>					Driver					
1-	45.029	98.0	30.494	90.0	1:15.523	7-	45.126	99.4	30.133	89.2	1:15.259
2-	45.084	98.3	30.502	<b>90.4</b>	1:15.586	8-	<b>44.630</b>	100.0	30.313	87.6	1:14.943
3-	44.986	98.3	30.340	88.0	1:15.326	9-	44.879	98.3	31.134	81.6	1:16.013
4-	44.631	98.4	<b>29.979</b>	89.1	<b>1:14.610</b>	10-	45.392	96.1	30.424	89.5	1:15.816
5-	45.212	97.7	30.204	88.1	1:15.416	11-	44.751	<b>100.8</b>	30.416	<b>90.4</b>	1:15.167
6-	44.811	97.7	30.940	86.5	1:15.751						
<b>91</b>	<b>Fergus WALKINSHAW</b>					TollBar Racing					
1-	44.894	96.7	30.595	88.1	1:15.489	7-	46.026	98.5	30.231	88.8	1:16.257
2-	46.112	<b>99.1</b>	30.255	88.8	1:16.367	8-	44.403	97.4	30.120	88.9	<b>1:14.523</b>
3-	48.172	98.7	30.601	88.8	1:18.773	9-	<b>44.328</b>	97.8	30.553	88.1	1:14.881
4-	44.513	97.1	<b>30.118</b>	<b>90.0</b>	1:14.631	10-	44.331	98.7	30.329	89.5	1:14.660
5-	44.733	97.5	30.127	88.7	1:14.860	11-	44.470	96.7	30.154	88.8	1:14.624
6-	44.780	96.6	30.180	87.8	1:14.960						

# Ginetta Junior Championship

## QUALIFYING - ROUND 19 - SPEED TRAPS

SECTOR 1				SECTOR 2			FINISH LINE			
POS	NO	NAME	MPH	NO	NAME	MPH	NO	NAME	MPH	
1	86	Jake FARNDON	100.8				24	Simon AUSTIN	90.6	
2	8	Dino ZAMPARELLI	99.7				28	George RICHARDSON	90.4	
3	28	George RICHARDSON	99.7				86	Jake FARNDON	90.4	
4	55	Josh HILL	99.1				8	Dino ZAMPARELLI	90.3	
5	60	Jake BATTY	99.1				51	Alex AUSTIN	90.3	
6	91	Fergus WALKINSHAW	99.1				66	Dominic PETTIT	90.2	
7	15	Alice POWELL	99.0				75	Oliver LLEWELLYN	90.1	
8	24	Simon AUSTIN	98.8				55	Josh HILL	90.0	
9	29	Ashley CRAIG	98.8				70	Max MCGUIRE	90.0	
10	70	Max MCGUIRE	98.7				91	Fergus WALKINSHAW	90.0	
11	75	Oliver LLEWELLYN	98.5				29	Ashley CRAIG	89.7	
12	20	Tom HOWARD	98.3				6	Thomas CARNABY	89.6	
13	25	Aaron WILLIAMSON	98.3				25	Aaron WILLIAMSON	89.5	
14	23	Daniel LLOYD	98.1				26	Sarah MOORE	89.5	
15	66	Dominic PETTIT	97.8				60	Jake BATTY	89.1	
16	6	Thomas CARNABY	97.4				15	Alice POWELL	88.8	
17	33	Jake RATTENBURY	97.4				33	Jake RATTENBURY	88.3	
18	26	Sarah MOORE	97.1				20	Tom HOWARD	87.5	
19	51	Alex AUSTIN	97.0				23	Daniel LLOYD	87.4	

Weather / Track : Cloudy / Dry

www.tsl-timing.com

Silverstone National  
 Circuit Length = 1.6390 miles  
 Start: 11:28 End: 11:44

Printed - 11.45 Saturday, 30 August 2008

# Ginetta Junior Championship

## QUALIFYING - ROUND 19 - BEST SECTORS

SECTOR 1			SECTOR 2			IDEAL / BEST COMPARISON						
POS	NO	NAME	TIME	NO	NAME	TIME	POS	NO	NAME	IDEAL	BEST	DIFF
1	28	RICHARDSON	44.094	8	ZAMPARELLI	29.664	1	8	ZAMPARELLI	1:13.865	1:14.010	0.145
2	55	HILL	44.107	25	WILLIAMSON	29.753	2	55	HILL	1:14.022	1:14.247	0.225
3	66	PETTIT	44.175	6	CARNABY	29.853	3	28	RICHARDSON	1:14.062	1:14.354	0.292
4	8	ZAMPARELLI	44.201	55	HILL	29.915	4	6	CARNABY	1:14.082	1:14.227	0.145
5	6	CARNABY	44.229	66	PETTIT	29.924	5	66	PETTIT	1:14.099	1:14.332	0.233
6	24	AUSTIN	44.240	23	LLOYD	29.925	6	25	WILLIAMSON	1:14.188	1:14.188	0.000
7	15	POWELL	44.284	70	McGUIRE	29.937	7	15	POWELL	1:14.269	1:14.443	0.174
8	60	BATTY	44.309	28	RICHARDSON	29.968	8	24	AUSTIN	1:14.284	1:14.356	0.072
9	91	WALKINSHAW	44.328	86	FARNDON	29.979	9	60	BATTY	1:14.314	1:14.666	0.352
10	29	CRAIG	44.355	15	POWELL	29.985	10	23	LLOYD	1:14.323	1:14.502	0.179
11	23	LLOYD	44.398	60	BATTY	30.005	11	91	WALKINSHAW	1:14.446	1:14.523	0.077
12	26	MOORE	44.410	24	AUSTIN	30.044	12	26	MOORE	1:14.536	1:14.660	0.124
13	25	WILLIAMSON	44.435	91	WALKINSHAW	30.118	13	29	CRAIG	1:14.584	1:15.008	0.424
14	51	AUSTIN	44.569	26	MOORE	30.126	14	86	FARNDON	1:14.609	1:14.610	0.001
15	86	FARNDON	44.630	33	RATTENBURY	30.226	15	70	McGUIRE	1:14.757	1:14.951	0.194
16	75	LLEWELLYN	44.679	29	CRAIG	30.229	16	51	AUSTIN	1:14.857	1:14.857	0.000
17	70	McGUIRE	44.820	51	AUSTIN	30.288	17	75	LLEWELLYN	1:15.072	1:15.279	0.207
18	20	HOWARD	44.902	75	LLEWELLYN	30.393	18	33	RATTENBURY	1:15.294	1:15.360	0.066
19	33	RATTENBURY	45.068	20	HOWARD	30.662	19	20	HOWARD	1:15.564	1:15.655	0.091
<b>Perfect lap</b>										<b>1:13.758</b>		

Weather / Track : Cloudy / Dry


www.tsl-timing.com

Silverstone National  
 Circuit Length = 1.6390 miles  
 Start: 11:28 End: 11:44

Printed - 11.45 Saturday, 30 August 2008

# Ginetta Junior Championship

## ROUND 19 - GRID


ROW 10	1:15.655 20 Tom HOWARD		
ROW 9	1:15.279 75 Oliver LLEWELLYN	1:15.360 33 Jake RATTENBURY	
ROW 8	1:14.951 70 Max McGUIRE		1:15.008 29 Ashley CRAIG
ROW 7	1:14.666 60 Jake BATTY	1:14.857 51 Alex AUSTIN	
ROW 6	1:14.610 86 Jake FARNDON		1:14.660 26 Sarah MOORE
ROW 5	1:14.502 23 Daniel LLOYD	1:14.523 91 Fergus WALKINSHAW	
ROW 4	1:14.356 24 Simon AUSTIN		1:14.443 15 Alice POWELL
ROW 3	1:14.332 66 Dominic PETTIT	1:14.354 28 George RICHARDSON	
ROW 2	1:14.227 6 Thomas CARNABY		1:14.247 55 Josh HILL
ROW 1	1:14.010 8 Dino ZAMPARELLI	1:14.188 25 Aaron WILLIAMSON	
<b>Pole</b>			
			

Silverstone National  
Circuit Length = 1.6390 miles

Clerk of Course :		Timekeeper :

# Ginetta Junior Championship

## ROUND 20 - GRID

ROW 10	1:15.982 20 Tom HOWARD		
ROW 9	1:15.557 51 Alex AUSTIN	1:15.681 33 Jake RATTENBURY	
ROW 8		1:15.093 25 Aaron WILLIAMSON	1:15.308 75 Oliver LLEWELLYN
ROW 7	1:14.962 70 Max McGUIRE	1:15.087 29 Ashley CRAIG	
ROW 6		1:14.860 24 Simon AUSTIN	1:14.943 86 Jake FARNDON
ROW 5	1:14.675 60 Jake BATTY	1:14.817 26 Sarah MOORE	
ROW 4		1:14.507 23 Daniel LLOYD	1:14.624 91 Fergus WALKINSHAW
ROW 3	1:14.415 66 Dominic PETTIT	1:14.479 15 Alice POWELL	
ROW 2		1:14.319 55 Josh HILL	1:14.390 28 George RICHARDSON
ROW 1	1:14.157 8 Dino ZAMPARELLI	1:14.256 6 Thomas CARNABY	
<b>Pole</b>			
			

Silverstone National  
Circuit Length = 1.6390 miles

Clerk of Course :

Timekeeper :

# Ginetta Junior Championship

## ROUND 19 - CLASSIFICATION - AMENDED

POS	NO	CL	NAME	ENTRY	LAPS	TIME	GAP	DIFF	MPH	BEST	ON
1	8		Dino ZAMPARELLI	Muzz Racing	11	13:53.198			77.89	1:14.461	11
2	66		Dominic PETTIT	Dominant Motorsport	11	14:00.455	7.257	7.257	77.22	1:14.501	5
3	15		Alice POWELL	Tockwith Motorsport	11	14:00.863	7.665	0.408	77.18	1:14.673	6
4	91		Fergus WALKINSHAW	TollBar Racing	11	14:01.201	8.003	0.338	77.15	1:14.368	11
5	25		Aaron WILLIAMSON	TJ Motorsport	11	14:03.597	10.399	2.396	76.93	1:14.519	10
6	51		Alex AUSTIN	Tockwith Motorsport	11	14:05.215	12.017	1.618	76.78	1:14.682	9
7	26		Sarah MOORE	Tockwith Motorsport	11	14:05.724	12.526	0.509	76.74	1:14.586	6
8	60		Jake BATTY	TJ Motorsport	11	14:14.612	21.414	8.888	75.94	1:14.992	7
9	29		Ashley CRAIG	Driver	11	14:15.085	21.887	0.473	75.90	1:15.399	10
10	70		Max McGUIRE	Tockwith Motorsport	11	14:15.265	22.067	0.180	75.88	1:15.519	10
11	33		Jake RATTENBURY	Muzz Racing	11	14:16.646	23.448	1.381	75.76	1:15.577	7
12	20		Tom HOWARD	Driver	11	14:19.516	26.318	2.870	75.51	1:15.385	10
13	28		George RICHARDSON	Tollbar Racing	11	14:30.738	37.540	11.222	74.53	1:15.061	5
NOT CLASSIFIED											
DQ	86		Jake FARNDON	Driver							
DQ	75		Oliver LLEWELLYN	Driver							
DNF	23		Daniel LLOYD	Tockwith Racing	6	7:44.605	5 laps	5 laps	76.19	1:14.753	6
DNF	24		Simon AUSTIN	Driver	2	3:47.115	9 laps	4 laps	51.95	1:44.823	1
DNF	6		Thomas CARNABY	TollBar Racing	0	07.058					
DNF	55		Josh HILL	TollBar Racing	0	07.086					
FASTEST LAP											
91			Fergus WALKINSHAW	TollBar Racing	11	1:14.368		79.34 mph		127.68 kph	

Car 66 - Re-instated into Results

Weather / Track : Sunny / Dry

These results are provisional until the conclusion of any judicial and technical matters.

Silverstone National  
Circuit Length = 1.6390 miles  
Start: 16:57 End: 17:12

Clerk of Course :		Timekeeper :
-------------------	--	--------------

# Ginetta Junior Championship

## ROUND 19 - SECTOR ANALYSIS

<b>6</b>	<b>Thomas CARNABY</b>					TollBar Racing					
<b>8</b>	<b>Dino ZAMPARELLI</b>					Muzz Racing					
1-				89.0	1:18.218	7-	44.683	96.3	30.141	89.5	1:14.824
2-	45.072	91.9	30.709	88.8	1:15.781	8-	44.668	<b>96.7</b>	30.173	89.4	1:14.841
3-	44.936	90.8	30.500	88.8	1:15.436	9-	44.721	96.4	30.035	89.7	1:14.756
4-	44.767	96.6	<b>29.717</b>	89.4	1:14.484	10-	44.795	<b>96.7</b>	29.890	<b>90.3</b>	1:14.685
5-	44.763	96.4	29.745	89.4	1:14.508	11-	44.697	96.3	29.764	89.2	<b>1:14.461</b>
6-	<b>44.628</b>	96.4	30.026	90.1	1:14.654						
<b>15</b>	<b>Alice POWELL</b>					Tockwith Motorsport					
1-	49.738	96.8	30.668	91.1	1:20.406	7-	<b>44.556</b>	<b>98.8</b>	30.406	90.6	1:14.962
2-	45.281	97.5	31.198	90.6	1:16.479	8-	44.841	97.7	30.120	90.2	1:14.961
3-	45.059	97.4	30.225	90.4	1:15.284	9-	45.070	97.1	<b>29.966</b>	91.2	1:15.036
4-	44.899	97.0	30.173	91.1	1:15.072	10-	44.904	97.3	30.096	89.8	1:15.000
5-	44.896	96.6	30.740	90.8	1:15.636	11-	44.770	97.7	30.019	90.3	1:14.789
6-	44.613	<b>98.8</b>	30.060	<b>91.9</b>	<b>1:14.673</b>						
<b>20</b>	<b>Tom HOWARD</b>					Driver					
1-	51.344	97.1	31.421	88.7	1:22.765	7-	45.082	98.7	30.998	88.5	1:16.080
2-	46.296	93.6	31.801	88.5	1:18.097	8-	45.261	97.1	30.586	88.1	1:15.847
3-	45.219	97.1	30.818	88.4	1:16.037	9-	45.444	96.4	<b>30.396</b>	88.1	1:15.840
4-	45.139	<b>99.3</b>	31.120	90.0	1:16.259	10-	<b>44.804</b>	97.7	30.581	88.8	<b>1:15.385</b>
5-	46.057	96.3	31.326	<b>91.4</b>	1:17.383	11-	45.869	97.4	31.501	88.8	1:17.370
6-	46.567	97.5	30.931	88.8	1:17.498						
<b>23</b>	<b>Daniel LLOYD</b>					Tockwith Racing					
1-	48.930	94.8	30.680	88.3	1:19.610	4-	45.030	97.0	30.269	89.1	1:15.299
2-	45.006	88.1	30.942	88.3	1:15.948	5-	45.205	96.7	30.073	88.0	1:15.278
3-	<b>44.919</b>	<b>97.1</b>	30.355	88.2	1:15.274	6-	44.998	96.4	<b>29.755</b>	<b>89.2</b>	<b>1:14.753</b>
<b>24</b>	<b>Simon AUSTIN</b>					Driver					
1-	1:05.641	<b>66.8</b>	<b>39.182</b>	<b>59.5</b>	<b>1:44.823</b>	2-	<b>1:04.102</b>	63.7	In		1:53.984P
<b>25</b>	<b>Aaron WILLIAMSON</b>					TJ Motorsport					
1-	49.164	97.3	30.370	88.1	1:19.534	7-	44.756	97.8	31.281	87.7	1:16.037
2-	45.435	95.6	30.513	87.8	1:15.948	8-	45.500	97.3	<b>30.031</b>	89.0	1:15.531
3-	45.266	95.9	30.116	87.6	1:15.382	9-	46.387	96.6	30.071	89.7	1:16.458
4-	46.039	96.7	30.364	89.5	1:16.403	10-	<b>44.487</b>	<b>98.3</b>	30.032	<b>91.2</b>	<b>1:14.519</b>
5-	46.053	97.3	30.256	89.2	1:16.309	11-	45.578	96.0	30.292	88.8	1:15.870
6-	44.737	97.7	30.067	89.5	1:14.804						
<b>26</b>	<b>Sarah MOORE</b>					Tockwith Motorsport					
1-				<b>91.3</b>	1:23.586	7-	44.438	96.8	30.237	<b>91.3</b>	1:14.675
2-	45.491	95.7	30.786	89.1	1:16.277	8-	44.942	96.3	30.354	88.4	1:15.296
3-	45.187	95.2	30.559	87.8	1:15.746	9-	44.610	96.0	30.336	89.2	1:14.946
4-	44.666	96.0	30.526	88.3	1:15.192	10-	45.552	<b>97.4</b>	30.536	90.7	1:16.088
5-	44.733	96.0	30.309	89.0	1:15.042	11-	44.648	96.1	30.374	88.9	1:15.022
6-	<b>44.404</b>	96.4	<b>30.182</b>	90.1	<b>1:14.586</b>						
<b>28</b>	<b>George RICHARDSON</b>					Tollbar Racing					
1-				90.7	1:19.016	7-	<b>44.860</b>	94.7	31.792	90.0	1:16.652
2-	45.269	90.6	30.684	91.2	1:15.953	8-	1:11.400	95.6	30.682	88.2	1:42.082
3-	45.075	<b>98.4</b>	29.988	90.3	1:15.063	9-	45.867	96.1	30.431	90.6	1:16.298
4-	45.559	96.0	30.245	89.2	1:15.804	10-	45.623	95.7	30.210	90.4	1:15.833
5-	45.075	96.4	<b>29.986</b>	90.4	<b>1:15.061</b>	11-	45.377	95.6	30.122	89.0	1:15.499
6-	45.366	95.6	30.425	<b>91.7</b>	1:15.791						
<b>29</b>	<b>Ashley CRAIG</b>					Driver					
1-	50.760	96.3	31.996	90.4	1:22.756	7-	45.122	96.6	30.509	90.0	1:15.631
2-	46.995	96.1	30.839	89.7	1:17.834	8-	45.051	96.4	30.547	89.8	1:15.598
3-	45.630	96.8	30.579	90.3	1:16.209	9-	45.298	96.7	<b>30.479</b>	90.2	1:15.777

Silverstone National  
Circuit Length = 1.6390 miles  
Start: 16:57 End: 17:12

Weather / Track : Sunny / Dry

## Ginetta Junior Championship

### ROUND 19 - SECTOR ANALYSIS

4-	46.123	97.7	31.079	88.8	1:17.202	10-	<b>44.903</b>	<b>98.7</b>	30.496	<b>90.8</b>	<b>1:15.399</b>
5-	46.202	95.2	31.104	90.0	1:17.306	11-	44.926	98.0	30.570	90.3	1:15.496
6-	45.231	97.8	30.691	89.2	1:15.922						
<b>33</b>	<b>Jake RATTENBURY</b>					<b>Muzz Racing</b>					
1-	50.770	<b>98.7</b>	30.821	89.2	1:21.591	7-	45.420	97.1	<b>30.157</b>	90.4	<b>1:15.577</b>
2-	45.897	95.9	30.746	88.8	1:16.643	8-	45.190	97.4	30.417	89.6	1:15.607
3-	46.173	97.0	31.872	88.3	1:18.045	9-	<b>45.019</b>	98.1	30.916	89.5	1:15.935
4-	46.065	96.7	31.856	86.0	1:17.921	10-	45.088	97.3	30.637	89.8	1:15.725
5-	46.806	96.6	30.299	<b>90.8</b>	1:17.105	11-	45.080	97.1	30.507	89.6	1:15.587
6-	45.518	98.0	31.107	89.1	1:16.625						
<b>51</b>	<b>Alex AUSTIN</b>					<b>Tockwith Motorsport</b>					
1-	49.387	<b>97.4</b>	30.782	90.2	1:20.169	7-	44.873	95.9	30.468	89.5	1:15.341
2-	44.986	97.1	31.283	90.7	1:16.269	8-	45.676	96.8	30.385	90.3	1:16.061
3-	45.204	96.7	30.842	87.0	1:16.046	9-	<b>44.389</b>	<b>97.4</b>	<b>30.293</b>	<b>91.2</b>	<b>1:14.682</b>
4-	45.407	95.3	30.709	88.7	1:16.116	10-	44.945	96.3	30.386	89.6	1:15.331
5-	44.619	96.6	30.656	89.5	1:15.275	11-	44.562	96.1	30.397	89.5	1:14.959
6-	44.747	96.1	30.574	89.2	1:15.321						
<b>60</b>	<b>Jake BATTY</b>					<b>TJ Motorsport</b>					
1-	49.360	97.7	30.577	91.6	1:19.937	7-	44.811	96.8	<b>30.181</b>	89.8	<b>1:14.992</b>
2-	45.146	94.5	31.189	<b>92.3</b>	1:16.335	8-	45.180	96.3	30.613	88.9	1:15.793
3-	45.156	99.0	30.215	91.8	1:15.371	9-	45.393	95.6	30.525	88.7	1:15.918
4-	<b>44.625</b>	<b>99.6</b>	30.400	92.2	1:15.025	10-	45.197	95.5	30.378	88.9	1:15.575
5-	45.348	97.7	39.515	89.1	1:24.863	11-	45.331	95.9	30.501	89.0	1:15.832
6-	45.357	96.3	30.262	89.7	1:15.619						
<b>66</b>	<b>Dominic PETTIT</b>					<b>Dominant Motorsport</b>					
1-	49.216	98.3	31.120	89.8	1:20.336	7-	45.125	95.6	30.860	90.0	1:15.985
2-	45.000	95.1	30.881	90.7	1:15.881	8-	45.185	97.1	30.291	89.8	1:15.476
3-	44.873	97.5	30.144	90.3	1:15.017	9-	44.999	96.7	30.052	89.1	1:15.051
4-	45.627	96.4	29.881	<b>91.7</b>	1:15.508	10-	44.956	97.0	30.030	88.9	1:14.986
5-	<b>44.708</b>	<b>98.4</b>	<b>29.793</b>	91.3	<b>1:14.501</b>	11-	44.849	97.0	30.012	87.6	1:14.861
6-	45.240	94.3	30.178	90.7	1:15.418						
<b>70</b>	<b>Max McGUIRE</b>					<b>Tockwith Motorsport</b>					
1-	51.058	94.8	31.662	88.8	1:22.720	7-	45.645	96.1	30.415	88.8	1:16.060
2-	46.169	95.5	31.084	90.1	1:17.253	8-	45.886	95.5	30.868	89.8	1:16.754
3-	45.727	97.1	30.923	88.2	1:16.650	9-	45.488	97.4	30.522	90.3	1:16.010
4-	45.648	96.6	30.511	88.4	1:16.159	10-	45.280	97.4	<b>30.239</b>	90.4	<b>1:15.519</b>
5-	45.551	96.3	30.527	88.5	1:16.078	11-	<b>45.275</b>	<b>98.0</b>	30.843	<b>91.6</b>	1:16.118
6-	45.806	96.0	30.481	88.3	1:16.287						
<b>75</b>	<b>Oliver LLEWELLYN</b>					<b>Driver</b>					
1-				<b>92.1</b>	1:22.830	7-	45.267	98.7	<b>30.352</b>	90.9	1:15.619
2-	46.965	96.1	30.967	90.9	1:17.932	8-	45.063	98.7	30.475	90.3	<b>1:15.538</b>
3-	46.344	93.9	31.090	90.6	1:17.434	9-	<b>44.954</b>	<b>98.8</b>	30.630	90.1	1:15.584
4-	45.194	98.0	30.953	89.6	1:16.147	10-	46.200	95.9	30.852	91.1	1:17.052
5-	46.890	93.3	30.854	90.3	1:17.744	11-	45.535	96.3	30.966	88.7	1:16.501
6-	45.392	97.4	30.810	88.5	1:16.202						
<b>86</b>	<b>Jake FARDON</b>					<b>Driver</b>					
1-				90.8	1:19.532	7-	44.762	98.4	30.229	90.6	1:14.991
2-	45.213	98.1	30.853	90.2	1:16.066	8-	44.986	<b>99.9</b>	30.281	<b>90.9</b>	1:15.267
3-	45.173	98.1	30.219	89.8	1:15.392	9-	45.565	97.8	<b>30.142</b>	90.3	1:15.707
4-	44.856	98.4	30.450	90.6	1:15.306	10-	44.653	98.8	30.265	<b>90.9</b>	1:14.918
5-	46.517	98.8	30.505	90.7	1:17.022	11-	45.555	98.0	30.312	90.0	1:15.867
6-	<b>44.468</b>	99.1	30.307	90.3	<b>1:14.775</b>						
<b>91</b>	<b>Fergus WALKINSHAW</b>					<b>TollBar Racing</b>					
1-				90.8	1:20.213	7-	44.563	<b>99.9</b>	30.942	89.4	1:15.505
2-	45.370	98.4	30.777	90.8	1:16.147	8-	45.325	97.1	30.390	90.1	1:15.715
3-	45.224	98.4	30.221	91.1	1:15.445	9-	45.132	97.4	30.359	90.1	1:15.491

Silverstone National  
Circuit Length = 1.6390 miles  
Start: 16:57 End: 17:12

Weather / Track : Sunny / Dry

# Ginetta Junior Championship

## ROUND 19 - SECTOR ANALYSIS

4 -	44.427	99.0	30.673	<b>91.8</b>	1:15.100	10 -	44.474	98.1	30.048	90.4	1:14.522
5 -	45.420	99.6	30.428	90.7	1:15.848	11 -	44.443	98.5	<b>29.925</b>	90.8	<b>1:14.368</b>
6 -	<b>44.407</b>	99.3	30.035	91.4	1:14.442						

# Ginetta Junior Championship

## ROUND 19 - SPEED TRAPS

SECTOR 1				SECTOR 2			FINISH LINE			
POS	NO	NAME	MPH	NO	NAME	MPH	NO	NAME	MPH	
1	86	Jake FARNDON	99.9				60	Jake BATTY	92.3	
2	91	Fergus WALKINSHAW	99.9				75	Oliver LLEWELLYN	92.1	
3	60	Jake BATTY	99.6				15	Alice POWELL	91.9	
4	20	Tom HOWARD	99.3				91	Fergus WALKINSHAW	91.8	
5	15	Alice POWELL	98.8				28	George RICHARDSON	91.7	
6	75	Oliver LLEWELLYN	98.8				66	Dominic PETTIT	91.7	
7	29	Ashley CRAIG	98.7				70	Max McGUIRE	91.6	
8	33	Jake RATTENBURY	98.7				20	Tom HOWARD	91.4	
9	28	George RICHARDSON	98.4				26	Sarah MOORE	91.3	
10	66	Dominic PETTIT	98.4				25	Aaron WILLIAMSON	91.2	
11	25	Aaron WILLIAMSON	98.3				51	Alex AUSTIN	91.2	
12	70	Max McGUIRE	98.0				86	Jake FARNDON	90.9	
13	26	Sarah MOORE	97.4				29	Ashley CRAIG	90.8	
14	51	Alex AUSTIN	97.4				33	Jake RATTENBURY	90.8	
15	23	Daniel LLOYD	97.1				8	Dino ZAMPARELLI	90.3	
16	8	Dino ZAMPARELLI	96.7				23	Daniel LLOYD	89.2	
17	24	Simon AUSTIN	66.8				24	Simon AUSTIN	59.5	

Weather / Track : Sunny / Dry

www.tsl-timing.com

Silverstone National  
 Circuit Length = 1.6390 miles  
 Start: 16:57 End: 17:12

Printed - 17.13 Saturday, 30 August 2008

# Ginetta Junior Championship

## ROUND 19 - BEST SECTORS

SECTOR 1			SECTOR 2			IDEAL / BEST COMPARISON						
POS	NO	NAME	TIME	NO	NAME	TIME	POS	NO	NAME	IDEAL	BEST	DIFF
1	51	AUSTIN	44.389	8	ZAMPARELLI	29.717	1	91	WALKINSHAW	1:14.332	1:14.368	0.036
2	26	MOORE	44.404	23	LLOYD	29.755	2	8	ZAMPARELLI	1:14.345	1:14.461	0.116
3	91	WALKINSHAW	44.407	66	PETTIT	29.793	3	66	PETTIT	1:14.501	1:14.501	0.000
4	86	FARNDON	44.468	91	WALKINSHAW	29.925	4	25	WILLIAMSON	1:14.518	1:14.519	0.001
5	25	WILLIAMSON	44.487	15	POWELL	29.966	5	15	POWELL	1:14.522	1:14.673	0.151
6	15	POWELL	44.556	28	RICHARDSON	29.986	6	26	MOORE	1:14.586	1:14.586	0.000
7	60	BATTY	44.625	25	WILLIAMSON	30.031	7	86	FARNDON	1:14.610	1:14.775	0.165
8	8	ZAMPARELLI	44.628	86	FARNDON	30.142	8	23	LLOYD	1:14.674	1:14.753	0.079
9	66	PETTIT	44.708	33	RATTENBURY	30.157	9	51	AUSTIN	1:14.682	1:14.682	0.000
10	20	HOWARD	44.804	60	BATTY	30.181	10	60	BATTY	1:14.806	1:14.992	0.186
11	28	RICHARDSON	44.860	26	MOORE	30.182	11	28	RICHARDSON	1:14.846	1:15.061	0.215
12	29	CRAIG	44.903	70	McGUIRE	30.239	12	33	RATTENBURY	1:15.176	1:15.577	0.401
13	23	LLOYD	44.919	51	AUSTIN	30.293	13	20	HOWARD	1:15.200	1:15.385	0.185
14	75	LLEWELLYN	44.954	75	LLEWELLYN	30.352	14	75	LLEWELLYN	1:15.306	1:15.538	0.232
15	33	RATTENBURY	45.019	20	HOWARD	30.396	15	29	CRAIG	1:15.382	1:15.399	0.017
16	70	McGUIRE	45.275	29	CRAIG	30.479	16	70	McGUIRE	1:15.514	1:15.519	0.005
17	24	AUSTIN	1:04.102	24	AUSTIN	39.182	17	24	AUSTIN	1:43.284	1:44.823	1.539
<b>Perfect lap</b>										<b>1:14.106</b>		

**Ginetta Junior Championship**  
**ROUND 19 - LAP CHART**

Lap 1			Lap 2			Lap 3			Lap 4			Lap 5		
No	Behind	Laptime	No	Behind	Laptime	No	Behind	Laptime	No	Behind	Laptime	No	Behind	Laptime
8		1:18.218	8		1:15.781	8		1:15.436	8		1:14.484	8		1:14.508
25	1.568	1:19.534	25	1.735	1:15.948	25	1.681	1:15.382	28	3.053	1:15.804	28	3.606	1:15.061
28	1.934	1:19.016	28	2.106	1:15.953	28	1.733	1:15.063	25	3.600	1:16.403	66	3.701	1:14.501
66	3.003	1:20.336	66	3.103	1:15.881	66	2.684	1:15.017	66	3.708	1:15.508	23	4.875	1:15.278
23	3.285	1:19.610	23	3.452	1:15.948	23	3.290	1:15.274	23	4.105	1:15.299	25	5.401	1:16.309
86	3.604	1:19.532	86	3.889	1:16.066	86	3.845	1:15.392	86	4.667	1:15.306	91	6.181	1:15.848
91	3.850	1:20.213	91	4.216	1:16.147	91	4.225	1:15.445	91	4.841	1:15.100	15	6.465	1:15.636
15	4.203	1:20.406	15	4.901	1:16.479	15	4.749	1:15.284	15	5.337	1:15.072	86	7.181	1:17.022
60	4.521	1:19.937	60	5.075	1:16.335	60	5.010	1:15.371	60	5.551	1:15.025	51	8.543	1:15.275
51	5.046	1:20.169	51	5.534	1:16.269	51	6.144	1:16.046	51	7.776	1:16.116	26	10.134	1:15.042
33	7.108	1:21.591	33	7.970	1:16.643	26	8.892	1:15.746	26	9.600	1:15.192	70	13.540	1:16.078
70	7.609	1:22.720	26	8.582	1:16.277	70	10.295	1:16.650	70	11.970	1:16.159	60	15.906	1:24.863
29	7.943	1:22.756	70	9.081	1:17.253	33	10.579	1:18.045	29	13.487	1:17.202	29	16.285	1:17.306
26	8.086	1:23.586	29	9.996	1:17.834	29	10.769	1:16.209	20	13.644	1:16.259	20	16.519	1:17.383
75	8.264	1:22.830	75	10.415	1:17.932	20	11.869	1:16.037	33	14.016	1:17.921	33	16.613	1:17.105
20	8.952	1:22.765	20	11.268	1:18.097	75	12.413	1:17.434	75	14.076	1:16.147	75	17.312	1:17.744
24	28.363	1:44.823	24	1:06.566	1:53.984									

**Ginetta Junior Championship**  
**ROUND 19 - LAP CHART**

Lap 6			Lap 7			Lap 8			Lap 9			Lap 10		
No	Behind	Laptime	No	Behind	Laptime	No	Behind	Laptime	No	Behind	Laptime	No	Behind	Laptime
8		1:14.654	8		1:14.824	8		1:14.841	8		1:14.756	8		1:14.685
66	4.465	1:15.418	66	5.626	1:15.985	66	6.261	1:15.476	66	6.556	1:15.051	66	6.857	1:14.986
28	4.743	1:15.791	28	6.571	1:16.652	15	6.742	1:14.961	15	7.022	1:15.036	15	7.337	1:15.000
23	4.974	1:14.753	15	6.622	1:14.962	25	7.454	1:15.531	91	8.259	1:15.491	91	8.096	1:14.522
25	5.551	1:14.804	91	6.650	1:15.505	91	7.524	1:15.715	86	8.846	1:15.707	25	8.990	1:14.519
91	5.969	1:14.442	25	6.764	1:16.037	86	7.895	1:15.267	25	9.156	1:16.458	86	9.079	1:14.918
15	6.484	1:14.673	86	7.469	1:14.991	26	10.372	1:15.296	26	10.562	1:14.946	51	11.519	1:15.331
86	7.302	1:14.775	51	9.727	1:15.341	51	10.947	1:16.061	51	10.873	1:14.682	26	11.965	1:16.088
51	9.210	1:15.321	26	9.917	1:14.675	60	17.991	1:15.793	60	19.153	1:15.918	60	20.043	1:15.575
26	10.066	1:14.586	70	16.409	1:16.060	70	18.322	1:16.754	70	19.576	1:16.010	70	20.410	1:15.519
70	15.173	1:16.287	60	17.039	1:14.992	29	19.117	1:15.598	29	20.138	1:15.777	29	20.852	1:15.399
60	16.871	1:15.619	29	18.360	1:15.631	33	20.103	1:15.607	75	21.180	1:15.584	33	22.322	1:15.725
29	17.553	1:15.922	33	19.337	1:15.577	75	20.352	1:15.538	33	21.282	1:15.935	20	23.409	1:15.385
33	18.584	1:16.625	75	19.655	1:15.619	20	21.625	1:15.847	20	22.709	1:15.840	75	23.547	1:17.052
75	18.860	1:16.202	20	20.619	1:16.080	28	33.812	1:42.082	28	35.354	1:16.298	28	36.502	1:15.833
20	19.363	1:17.498												

# Ginetta Junior Championship

## ROUND 19 - LAP CHART

Lap 11		
No	Behind	Laptime
8		1:14.461
66	7.257	1:14.861
15	7.665	1:14.789
91	8.003	1:14.368
25	10.399	1:15.870
86	10.485	1:15.867
51	12.017	1:14.959
26	12.526	1:15.022
60	21.414	1:15.832
29	21.887	1:15.496
70	22.067	1:16.118
33	23.448	1:15.587
75	25.587	1:16.501
20	26.318	1:17.370
28	37.540	1:15.499

# Ginetta Junior Championship

## ROUND 19 - POSITION CHART

No	Name	Laps Pos	1	2	3	4	5	6	7	8	9	10	11
			8	ZAMPARELLI	1	8	8	8	8	8	8	8	8
25	WILLIAMSON	2	25	25	25	28	28	66	66	66	66	66	66
28	RICHARDSON	3	28	28	28	25	66	28	28	15	15	15	15
66	PETTIT	4	66	66	66	66	23	23	15	25	91	91	91
23	LLOYD	5	23	23	23	23	25	25	91	91	86	25	25
86	FARNDON	6	86	86	86	86	91	91	25	86	25	86	86
91	WALKINSHAW	7	91	91	91	91	15	15	86	26	26	51	51
15	POWELL	8	15	15	15	15	86	86	51	51	51	26	26
60	BATTY	9	60	60	60	60	51	51	26	60	60	60	60
51	AUSTIN	10	51	51	51	51	26	26	70	70	70	70	29
33	RATTENBURY	11	33	33	26	26	70	70	60	29	29	29	70
70	McGUIRE	12	70	26	70	70	60	60	29	33	75	33	33
29	CRAIG	13	29	70	33	29	29	29	33	75	33	20	75
26	MOORE	14	26	29	29	20	20	33	75	20	20	75	20
75	LLEWELLYN	15	75	75	20	33	33	75	20	28	28	28	28
20	HOWARD	16	20	20	75	75	75	20					
24	AUSTIN	17	24	24									

# Ginetta Junior Championship

## ROUND 20 - CLASSIFICATION

POS	NO	CL	NAME	ENTRY	LAPS	TIME	GAP	DIFF	MPH	BEST	ON
1	8		Dino ZAMPARELLI	Muzz Racing	9	15:07.238			58.53	1:25.269	6
2	55		Josh HILL	TollBar Racing	9	15:08.259	1.021	1.021	58.46	1:26.400	5
3	91		Fergus WALKINSHAW	TollBar Racing	9	15:09.007	1.769	0.748	58.41	1:26.830	4
4	6		Thomas CARNABY	TollBar Racing	9	15:09.279	2.041	0.272	58.40	1:25.914	5
5	28		George RICHARDSON	Tollbar Racing	9	15:11.124	3.886	1.845	58.28	1:28.583	5
6	66		Dominic PETTIT	Dominant Motorsport	9	15:11.316	4.078	0.192	58.27	1:27.177	4
7	25		Aaron WILLIAMSON	TJ Motorsport	9	15:12.787	5.549	1.471	58.17	1:27.596	6
8	29		Ashley CRAIG	Driver	9	15:13.245	6.007	0.458	58.14	1:27.537	4
9	60		Jake BATTY	TJ Motorsport	9	15:13.417	6.179	0.172	58.13	1:29.072	5
10	23		Daniel LLOYD	Tockwith Racing	9	15:13.887	6.649	0.470	58.10	1:28.754	4
11	86		Jake FARNDON	Driver	9	15:14.298	7.060	0.411	58.08	1:27.994	4
12	20		Tom HOWARD	Driver	9	15:15.111	7.873	0.813	58.02	1:30.359	4
13	51		Alex AUSTIN	Tockwith Motorsport	9	15:15.455	8.217	0.344	58.00	1:29.432	5
14	24		Simon AUSTIN	Driver	9	15:16.170	8.932	0.715	57.96	1:29.787	6
15	15		Alice POWELL	Tockwith Motorsport	9	15:17.433	10.195	1.263	57.88	1:29.719	6
16	70		Max McGUIRE	Tockwith Motorsport	9	15:18.248	11.010	0.815	57.83	1:31.236	5
17	33		Jake RATTENBURY	Muzz Racing	9	15:20.672	13.434	2.424	57.67	1:30.872	5
18	26		Sarah MOORE	Tockwith Motorsport	9	15:21.667	14.429	0.995	57.61	1:30.879	8
NOT CLASSIFIED											
DNF	75		Oliver LLEWELLYN	Driver	4	6:41.027	5 laps	5 laps	58.85	1:33.198	3
FASTEST LAP											
8			Dino ZAMPARELLI	Muzz Racing	6	1:25.269		69.19 mph		111.36 kph	

Weather / Track : Cloudy / Wet

These results are provisional until the conclusion of any judicial and technical matters.

Silverstone National  
Circuit Length = 1.6390 miles  
Start: 14:54 End: 15:11

Clerk of Course :		Timekeeper :
-------------------	--	--------------

# Ginetta Junior Championship

## ROUND 20 - SECTOR ANALYSIS

<b>6</b>	<b>Thomas CARNABY</b>					<b>TollBar Racing</b>					
1-	56.788	93.6	36.246	84.9	1:33.034	6-	51.927	93.1	36.727	69.7	1:28.654
2-	52.340	93.2	36.086	84.5	1:28.426	7-	53.987	65.3	46.390	45.5	1:40.377
3-	52.663	93.7	35.223	87.0	1:27.886	8-	1:30.568	39.8	57.373	41.5	2:27.941
4-	51.820	93.9	35.189	88.3	1:27.009	9-	1:22.804	45.5	40.162	<b>88.5</b>	2:02.966
5-	<b>50.825</b>	<b>94.5</b>	<b>35.089</b>	86.8	<b>1:25.914</b>						
<b>8</b>	<b>Dino ZAMPARELLI</b>					<b>Muzz Racing</b>					
1-	55.531	91.8	35.935	83.2	1:31.466	6-	<b>50.906</b>	91.4	34.363	86.0	<b>1:25.269</b>
2-	52.555	90.9	34.762	84.4	1:27.317	7-	59.754	56.5	47.019	48.1	1:46.773
3-	52.456	91.3	34.716	<b>86.4</b>	1:27.172	8-	1:30.048	39.5	57.311	41.1	2:27.359
4-	51.253	91.9	34.838	84.3	1:26.091	9-	1:23.488	48.5	39.474	86.1	2:02.962
5-	51.637	91.8	<b>34.117</b>	<b>86.4</b>	1:25.754						
<b>15</b>	<b>Alice POWELL</b>					<b>Tockwith Motorsport</b>					
1-	56.071	91.6	36.708	84.1	1:32.779	6-	53.053	91.2	<b>36.666</b>	81.4	<b>1:29.719</b>
2-	<b>52.689</b>	92.3	52.936	74.3	1:45.625	7-	55.049	88.0	37.601	83.8	1:32.650
3-	54.957	92.1	36.735	<b>85.9</b>	1:31.692	8-	1:05.423	55.4	57.108	42.5	2:02.531
4-	53.242	92.4	48.451	74.1	1:41.693	9-	1:22.755	68.7	38.258	85.1	2:01.013
5-	55.018	91.7	36.693	85.1	1:31.711						
<b>20</b>	<b>Tom HOWARD</b>					<b>Driver</b>					
1-	56.395	90.6	39.432	79.2	1:35.827	6-	54.415	90.1	37.319	77.9	1:31.734
2-	<b>53.186</b>	90.9	37.392	82.5	1:30.578	7-	55.072	89.8	36.999	80.7	1:32.071
3-	54.198	90.2	37.275	83.6	1:31.473	8-	1:14.065	58.6	58.202	35.5	2:12.267
4-	53.885	90.0	<b>36.474</b>	83.8	<b>1:30.359</b>	9-	1:21.874	65.3	39.413	<b>84.8</b>	2:01.287
5-	53.845	91.2	43.676	73.7	1:37.521						
<b>23</b>	<b>Daniel LLOYD</b>					<b>Tockwith Racing</b>					
1-	53.896	91.9	49.331	83.7	1:43.227	6-	<b>52.596</b>	92.4	36.195	83.7	1:28.791
2-	52.914	<b>93.9</b>	37.620	83.0	1:30.534	7-	53.661	92.3	36.887	82.2	1:30.548
3-	54.251	92.3	<b>35.757</b>	83.6	1:30.008	8-	1:25.537	58.3	57.980	24.6	2:23.517
4-	52.675	92.7	36.079	84.6	<b>1:28.754</b>	9-	1:22.118	70.8	39.106	<b>85.6</b>	2:01.224
5-	52.910	92.4	36.121	83.7	1:29.031						
<b>24</b>	<b>Simon AUSTIN</b>					<b>Driver</b>					
1-	57.951	83.0	38.456	80.6	1:36.407	6-	<b>53.384</b>	91.4	36.403	79.4	<b>1:29.787</b>
2-	1:01.574	89.1	38.584	78.3	1:40.158	7-	54.701	90.8	36.827	80.9	1:31.528
3-	54.815	91.8	36.180	81.0	1:30.995	8-	1:05.979	64.4	57.968	42.8	2:03.947
4-	53.671	91.6	48.755	75.8	1:42.426	9-	1:22.154	75.0	38.502	<b>85.4</b>	2:00.656
5-	54.393	91.2	<b>36.127</b>	82.3	1:30.520						
<b>25</b>	<b>Aaron WILLIAMSON</b>					<b>TJ Motorsport</b>					
1-	56.703	89.5	37.672	81.4	1:34.375	6-	<b>52.317</b>	91.3	<b>35.279</b>	84.0	<b>1:27.596</b>
2-	53.574	90.4	36.653	84.1	1:30.227	7-	56.072	90.8	38.317	58.8	1:34.389
3-	52.874	<b>92.4</b>	35.745	<b>85.4</b>	1:28.619	8-	1:28.696	49.8	58.195	40.7	2:26.891
4-	52.798	91.4	35.798	76.8	1:28.596	9-	1:22.732	58.3	40.753	80.0	2:03.485
5-	52.781	90.4	35.494	83.7	1:28.275						
<b>26</b>	<b>Sarah MOORE</b>					<b>Tockwith Motorsport</b>					
1-	1:02.172	90.4	50.394	78.0	1:52.566	6-	1:08.582	68.1	38.360	83.0	1:46.942
2-	1:09.109	83.0	37.220	<b>84.2</b>	1:46.329	7-	54.524	90.8	<b>37.061</b>	82.8	1:31.585
3-	1:02.884	85.2	37.155	83.5	1:40.039	8-	<b>53.380</b>	<b>91.2</b>	37.499	81.5	<b>1:30.879</b>
4-	56.023	85.8	37.423	81.5	1:33.446	9-	1:15.201	58.4	38.565	82.6	1:53.766
5-	55.880	90.9	37.591	83.5	1:33.471						
<b>28</b>	<b>George RICHARDSON</b>					<b>Tollbar Racing</b>					
1-	54.556	91.4	<b>36.076</b>	83.9	1:30.632	6-	52.640	92.1	37.417	81.9	1:30.057
2-	53.430	92.9	37.085	80.8	1:30.515	7-	53.168	91.7	39.246	49.7	1:32.414
3-	53.481	<b>93.7</b>	36.614	84.8	1:30.095	8-	1:30.720	37.9	57.452	45.0	2:28.172
4-	53.078	92.3	36.314	84.9	1:29.392	9-	1:22.539	45.0	41.476	84.3	2:04.015
5-	<b>52.447</b>	92.1	36.136	<b>85.8</b>	<b>1:28.583</b>						

Silverstone National  
Circuit Length = 1.6390 miles  
Start: 14:54 End: 15:11

Weather / Track : Cloudy / Wet

## Ginetta Junior Championship

### ROUND 20 - SECTOR ANALYSIS

<b>29</b>	<b>Ashley CRAIG</b>					Driver					
1-	55.658	91.8	37.618	83.5	1:33.276	6-	52.930	92.9	35.496	85.2	1:28.426
2-	53.369	92.2	36.643	84.1	1:30.012	7-	56.006	92.4	37.902	51.6	1:33.908
3-	53.148	<b>93.1</b>	36.383	85.5	1:29.531	8-	1:28.900	55.9	58.772	40.2	2:27.672
4-	<b>52.337</b>	92.7	<b>35.200</b>	<b>87.0</b>	<b>1:27.537</b>	9-	1:21.837	56.5	40.497	83.4	2:02.334
5-	54.079	91.4	35.954	86.6	1:30.033						
<b>33</b>	<b>Jake RATTENBURY</b>					Muzz Racing					
1-	55.388	<b>93.1</b>	42.822	77.2	1:38.210	6-	1:08.958	69.5	38.464	81.5	1:47.422
2-	<b>53.559</b>	88.2	51.411	78.5	1:44.970	7-	53.848	90.9	37.073	83.3	1:30.921
3-	1:02.460	90.9	46.631	83.5	1:49.091	8-	53.882	90.7	37.731	81.2	1:31.613
4-	1:07.417	90.2	<b>35.977</b>	84.0	1:43.394	9-	1:14.741	61.5	38.689	83.0	1:53.430
5-	53.759	90.8	37.113	<b>85.1</b>	<b>1:30.872</b>						
<b>51</b>	<b>Alex AUSTIN</b>					Tockwith Motorsport					
1-	55.322	92.1	44.341	74.8	1:39.663	6-	52.661	93.2	37.336	80.3	1:29.997
2-	53.039	92.8	37.846	84.6	1:30.885	7-	55.199	87.8	37.289	81.5	1:32.488
3-	1:01.176	93.1	37.065	86.0	1:38.241	8-	1:14.610	58.1	57.706	38.5	2:12.316
4-	<b>52.530</b>	89.5	38.723	81.0	1:31.253	9-	1:22.043	68.4	38.895	<b>86.1</b>	2:00.938
5-	52.976	91.9	<b>36.456</b>	83.3	<b>1:29.432</b>						
<b>55</b>	<b>Josh HILL</b>					TollBar Racing					
1-	54.761	91.6	36.145	83.9	1:30.906	6-	51.801	93.1	36.036	84.7	1:27.837
2-	52.975	93.2	36.614	86.6	1:29.589	7-	53.809	58.5	46.505	46.4	1:40.314
3-	52.394	93.1	35.492	86.4	1:27.886	8-	1:30.263	40.0	57.204	41.0	2:27.467
4-	51.607	93.1	<b>34.938</b>	<b>86.9</b>	1:26.545	9-	1:23.247	50.6	40.208	86.8	2:03.455
5-	<b>51.196</b>	<b>93.6</b>	35.204	85.9	<b>1:26.400</b>						
<b>60</b>	<b>Jake BATTY</b>					TJ Motorsport					
1-	56.891	91.7	<b>36.247</b>	85.8	1:33.138	6-	52.676	91.4	36.440	82.7	1:29.116
2-	53.144	92.3	37.796	84.8	1:30.940	7-	54.667	91.6	37.995	67.6	1:32.662
3-	52.726	<b>93.2</b>	39.001	84.5	1:31.727	8-	1:28.042	63.4	57.715	40.3	2:25.757
4-	52.772	92.6	37.397	84.6	1:30.169	9-	1:21.978	53.9	39.932	<b>86.8</b>	2:01.910
5-	<b>52.263</b>	92.7	36.809	85.4	<b>1:29.072</b>						
<b>66</b>	<b>Dominic PETTIT</b>					Dominant Motorsport					
1-	58.183	86.1	38.282	81.1	1:36.465	6-	<b>52.427</b>		35.759	79.1	1:28.186
2-	53.326	89.5	<b>35.327</b>	84.9	1:28.653	7-	55.013	88.0	39.048	63.8	1:34.061
3-	52.527	<b>91.6</b>	36.047	83.3	1:28.574	8-	1:28.631	42.2	58.131	41.2	2:26.762
4-				83.0	<b>1:27.177</b>	9-	1:23.242	55.5	39.762	<b>86.5</b>	2:03.004
5-	54.369		35.618	81.5	1:29.987						
<b>70</b>	<b>Max McGUIRE</b>					Tockwith Motorsport					
1-	58.305	88.2	39.462	79.7	1:37.767	6-	54.466	90.8	37.625	79.0	1:32.091
2-	56.501	92.4	37.959	82.6	1:34.460	7-	54.694	90.7	37.064	81.8	1:31.758
3-	55.562	91.1	<b>37.002</b>	<b>85.1</b>	1:32.564	8-	56.718	70.9	55.696	42.7	1:52.414
4-	54.334	91.1	59.856	83.8	1:54.190	9-	1:23.001	65.5	37.741	84.5	2:00.742
5-	<b>53.981</b>	90.8	37.255	82.3	<b>1:31.236</b>						
<b>75</b>	<b>Oliver LLEWELLYN</b>					Driver					
1-	57.108	88.2	40.032	80.5	1:37.140	3-	<b>54.284</b>	90.7	38.914	80.4	<b>1:33.198</b>
2-	54.340	90.3	51.932	<b>83.4</b>	1:46.272	4-	54.643	85.9	<b>38.786</b>	82.5	1:33.429
<b>86</b>	<b>Jake FARNDON</b>					Driver					
1-	54.373	92.7	37.603	85.3	1:31.976	6-	52.509	92.7	36.351	82.8	1:28.860
2-	52.432	93.9	36.941	84.8	1:29.373	7-	52.956	90.6	37.163	85.8	1:30.119
3-	52.582	93.5	50.971	72.9	1:43.553	8-	1:23.380	61.7	58.094	39.6	2:21.474
4-	<b>52.237</b>	92.8	<b>35.757</b>	85.3	<b>1:27.994</b>	9-	1:22.207	66.5	39.038	<b>88.3</b>	2:01.245
5-	52.466	90.9	37.983	81.3	1:30.449						
<b>91</b>	<b>Fergus WALKINSHAW</b>					TollBar Racing					
1-	54.562	92.3	36.624	81.0	1:31.186	6-	<b>51.525</b>	91.8	36.957	81.2	1:28.482
2-	52.374	93.1	36.251	82.0	1:28.625	7-	53.952	60.8	46.599	46.4	1:40.551

Silverstone National  
Circuit Length = 1.6390 miles  
Start: 14:54 End: 15:11

Weather / Track : Cloudy / Wet

**Ginetta Junior Championship**  
**ROUND 20 - SECTOR ANALYSIS**

3 -	51.704	92.6	<b>35.136</b>	84.8	1:26.840	8 -	1:30.358	41.3	57.471	41.5	2:27.829
4 -	51.652	91.8	35.178	86.4	<b>1:26.830</b>	9 -	1:22.834	48.7	40.290	86.9	2:03.124
5 -	51.798	91.8	35.429	85.6	1:27.227						

# Ginetta Junior Championship

## ROUND 20 - SPEED TRAPS

SECTOR 1				SECTOR 2			FINISH LINE			
POS	NO	NAME	MPH	NO	NAME	MPH	NO	NAME	MPH	
1	86	Jake FARNDON	95.1				6	Thomas CARNABY	88.5	
2	51	Alex AUSTIN	94.9				86	Jake FARNDON	88.3	
3	6	Thomas CARNABY	94.5				91	Fergus WALKINSHAW	87.4	
4	91	Fergus WALKINSHAW	94.5				29	Ashley CRAIG	87.0	
5	23	Daniel LLOYD	93.9				55	Josh HILL	86.9	
6	28	George RICHARDSON	93.7				60	Jake BATTY	86.8	
7	55	Josh HILL	93.6				66	Dominic PETTIT	86.5	
8	60	Jake BATTY	93.2				8	Dino ZAMPARELLI	86.4	
9	24	Simon AUSTIN	93.1				51	Alex AUSTIN	86.1	
10	29	Ashley CRAIG	93.1				15	Alice POWELL	85.9	
11	33	Jake RATTENBURY	93.1				28	George RICHARDSON	85.8	
12	70	Max McGUIRE	92.9				23	Daniel LLOYD	85.6	
13	15	Alice POWELL	92.8				24	Simon AUSTIN	85.4	
14	25	Aaron WILLIAMSON	92.4				25	Aaron WILLIAMSON	85.4	
15	75	Oliver LLEWELLYN	92.4				33	Jake RATTENBURY	85.1	
16	20	Tom HOWARD	92.3				70	Max McGUIRE	85.1	
17	8	Dino ZAMPARELLI	92.1				20	Tom HOWARD	84.8	
18	66	Dominic PETTIT	91.6				26	Sarah MOORE	84.2	
19	26	Sarah MOORE	91.2				75	Oliver LLEWELLYN	83.4	

# Ginetta Junior Championship

## ROUND 20 - BEST SECTORS

SECTOR 1			SECTOR 2			IDEAL / BEST COMPARISON						
POS	NO	NAME	TIME	NO	NAME	TIME	POS	NO	NAME	IDEAL	BEST	DIFF
1	6	CARNABY	50.825	8	ZAMPARELLI	34.117	1	8	ZAMPARELLI	1:25.023	1:25.269	0.246
2	8	ZAMPARELLI	50.906	55	HILL	34.938	2	6	CARNABY	1:25.914	1:25.914	0.000
3	55	HILL	51.196	6	CARNABY	35.089	3	55	HILL	1:26.134	1:26.400	0.266
4	91	WALKINSHAW	51.525	91	WALKINSHAW	35.136	4	91	WALKINSHAW	1:26.661	1:26.830	0.169
5	86	FARNDON	52.237	29	CRAIG	35.200	5	29	CRAIG	1:27.537	1:27.537	0.000
6	60	BATTY	52.263	25	WILLIAMSON	35.279	6	25	WILLIAMSON	1:27.596	1:27.596	0.000
7	25	WILLIAMSON	52.317	66	PETTIT	35.327	7	66	PETTIT	1:27.754	1:27.177	-0.577
8	29	CRAIG	52.337	23	LLOYD	35.757	8	86	FARNDON	1:27.994	1:27.994	0.000
9	66	PETTIT	52.427	86	FARNDON	35.757	9	23	LLOYD	1:28.353	1:28.754	0.401
10	28	RICHARDSON	52.447	33	RATTENBURY	35.977	10	60	BATTY	1:28.510	1:29.072	0.562
11	51	AUSTIN	52.530	28	RICHARDSON	36.076	11	28	RICHARDSON	1:28.523	1:28.583	0.060
12	23	LLOYD	52.596	24	AUSTIN	36.127	12	51	AUSTIN	1:28.986	1:29.432	0.446
13	15	POWELL	52.689	60	BATTY	36.247	13	15	POWELL	1:29.355	1:29.719	0.364
14	20	HOWARD	53.186	51	AUSTIN	36.456	14	24	AUSTIN	1:29.511	1:29.787	0.276
15	26	MOORE	53.380	20	HOWARD	36.474	15	33	RATTENBURY	1:29.536	1:30.872	1.336
16	24	AUSTIN	53.384	15	POWELL	36.666	16	20	HOWARD	1:29.660	1:30.359	0.699
17	33	RATTENBURY	53.559	70	McGUIRE	37.002	17	26	MOORE	1:30.441	1:30.879	0.438
18	70	McGUIRE	53.981	26	MOORE	37.061	18	70	McGUIRE	1:30.983	1:31.236	0.253
19	75	LLEWELLYN	54.284	75	LLEWELLYN	38.786	19	75	LLEWELLYN	1:33.070	1:33.198	0.128
<b>Perfect lap</b>										<b>1:24.942</b>		

# Ginetta Junior Championship

## ROUND 20 - LAP CHART

Lap 1			Lap 2			Lap 3			Lap 4			Lap 5		
No	Behind	Laptime	No	Behind	Laptime	No	Behind	Laptime	No	Behind	Laptime	No	Behind	Laptime
28		1:30.632	8		1:27.317	8		1:27.172	8		1:26.091	8		1:25.754
8	0.660	1:31.466	91	2.266	1:28.625	91	1.934	1:26.840	91	2.673	1:26.830	91	4.146	1:27.227
55	0.885	1:30.906	55	2.497	1:29.589	55	3.211	1:27.886	55	3.665	1:26.545	55	4.311	1:26.400
91	1.618	1:31.186	28	2.538	1:30.515	6	3.388	1:27.886	6	4.306	1:27.009	6	4.466	1:25.914
6	2.225	1:33.034	6	2.674	1:28.426	28	5.461	1:30.095	28	8.762	1:29.392	28	11.591	1:28.583
15	2.918	1:32.779	86	4.746	1:29.373	66	9.109	1:28.574	66	10.195	1:27.177	66	14.428	1:29.987
86	3.350	1:31.976	60	7.146	1:30.940	29	10.305	1:29.531	29	11.751	1:27.537	25	15.551	1:28.275
60	4.183	1:33.138	66	7.707	1:28.653	25	10.525	1:28.619	25	13.030	1:28.596	29	16.030	1:30.033
29	5.911	1:33.276	29	7.946	1:30.012	60	11.701	1:31.727	60	15.779	1:30.169	60	19.097	1:29.072
25	6.828	1:34.375	25	9.078	1:30.227	20	16.842	1:31.473	20	21.110	1:30.359	23	24.932	1:29.031
66	7.031	1:36.465	20	12.541	1:30.578	23	18.992	1:30.008	23	21.655	1:28.754	86	27.725	1:30.449
24	8.272	1:36.407	51	14.932	1:30.885	86	21.127	1:43.553	86	23.030	1:27.994	20	32.877	1:37.521
20	9.940	1:35.827	23	16.156	1:30.534	70	22.787	1:32.564	51	31.163	1:31.253	51	34.841	1:29.432
75	10.247	1:37.140	70	17.395	1:34.460	24	24.276	1:30.995	24	40.611	1:42.426	24	45.377	1:30.520
70	10.912	1:37.767	24	20.453	1:40.158	15	25.086	1:31.692	15	40.688	1:41.693	15	46.645	1:31.711
33	11.078	1:38.210	15	20.566	1:45.625	51	26.001	1:38.241	75	41.906	1:33.429	70	56.368	1:31.236
51	12.024	1:39.663	33	28.071	1:44.970	75	34.568	1:33.198	70	50.886	1:54.190	33	1:12.411	1:30.872
23	13.599	1:43.227	75	28.542	1:46.272	33	49.990	1:49.091	26	1:05.903	1:33.446	26	1:13.620	1:33.471
26	27.329	1:52.566	26	45.681	1:46.329	26	58.548	1:40.039	33	1:07.293	1:43.394			

# Ginetta Junior Championship

## ROUND 20 - LAP CHART

Lap 6			Lap 7			Lap 8			Lap 9		
No	Behind	Laptime	No	Behind	Laptime	No	Behind	Laptime	No	Behind	Laptime
8		1:25.269	8		1:46.773	8		2:27.359	8		2:02.962
55	6.879	1:27.837	55	0.420	1:40.314	55	0.528	2:27.467	55	1.021	2:03.455
91	7.359	1:28.482	91	1.137	1:40.551	91	1.607	2:27.829	91	1.769	2:03.124
6	7.851	1:28.654	6	1.455	1:40.377	6	2.037	2:27.941	6	2.041	2:02.966
28	16.379	1:30.057	28	2.020	1:32.414	28	2.833	2:28.172	28	3.886	2:04.015
66	17.345	1:28.186	66	4.633	1:34.061	66	4.036	2:26.762	66	4.078	2:03.004
25	17.878	1:27.596	25	5.494	1:34.389	25	5.026	2:26.891	25	5.549	2:03.485
29	19.187	1:28.426	29	6.322	1:33.908	29	6.635	2:27.672	29	6.007	2:02.334
60	22.944	1:29.116	60	8.833	1:32.662	60	7.231	2:25.757	60	6.179	2:01.910
23	28.454	1:28.791	23	12.229	1:30.548	23	8.387	2:23.517	23	6.649	2:01.224
86	31.316	1:28.860	86	14.662	1:30.119	86	8.777	2:21.474	86	7.060	2:01.245
20	39.342	1:31.734	20	24.640	1:32.071	20	9.548	2:12.267	20	7.873	2:01.287
51	39.569	1:29.997	51	25.284	1:32.488	51	10.241	2:12.316	51	8.217	2:00.938
24	49.895	1:29.787	24	34.650	1:31.528	24	11.238	2:03.947	24	8.932	2:00.656
15	51.095	1:29.719	15	36.972	1:32.650	15	12.144	2:02.531	15	10.195	2:01.013
70	1:03.190	1:32.091	70	48.175	1:31.758	70	13.230	1:52.414	70	11.010	2:00.742
33	1:34.564	1:47.422	33	1:18.712	1:30.921	33	22.966	1:31.613	33	13.434	1:53.430
26	1:35.293	1:46.942	26	1:20.105	1:31.585	26	23.625	1:30.879	26	14.429	1:53.766

# Ginetta Junior Championship

## ROUND 20 - POSITION CHART

No	Name	Laps Pos	1	2	3	4	5	6	7	8	9
			28	RICHARDSON	1	28	8	8	8	8	8
8	ZAMPARELLI	2	8	91	91	91	91	55	55	55	55
55	HILL	3	55	55	55	55	55	91	91	91	91
91	WALKINSHAW	4	91	28	6	6	6	6	6	6	6
6	CARNABY	5	6	6	28	28	28	28	28	28	28
15	POWELL	6	15	86	66	66	66	66	66	66	66
86	FARNDON	7	86	60	29	29	25	25	25	25	25
60	BATTY	8	60	66	25	25	29	29	29	29	29
29	CRAIG	9	29	29	60	60	60	60	60	60	60
25	WILLIAMSON	10	25	25	20	20	23	23	23	23	23
66	PETTIT	11	66	20	23	23	86	86	86	86	86
24	AUSTIN	12	24	51	86	86	20	20	20	20	20
20	HOWARD	13	20	23	70	51	51	51	51	51	51
75	LLEWELLYN	14	75	70	24	24	24	24	24	24	24
70	McGUIRE	15	70	24	15	15	15	15	15	15	15
33	RATTENBURY	16	33	15	51	75	70	70	70	70	70
51	AUSTIN	17	51	33	75	70	33	33	33	33	33
23	LLOYD	18	23	75	33	26	26	26	26	26	26
26	MOORE	19	26	26	26	33					