



PORSCHE CARRERA CUP GB CHAMPIONSHIP

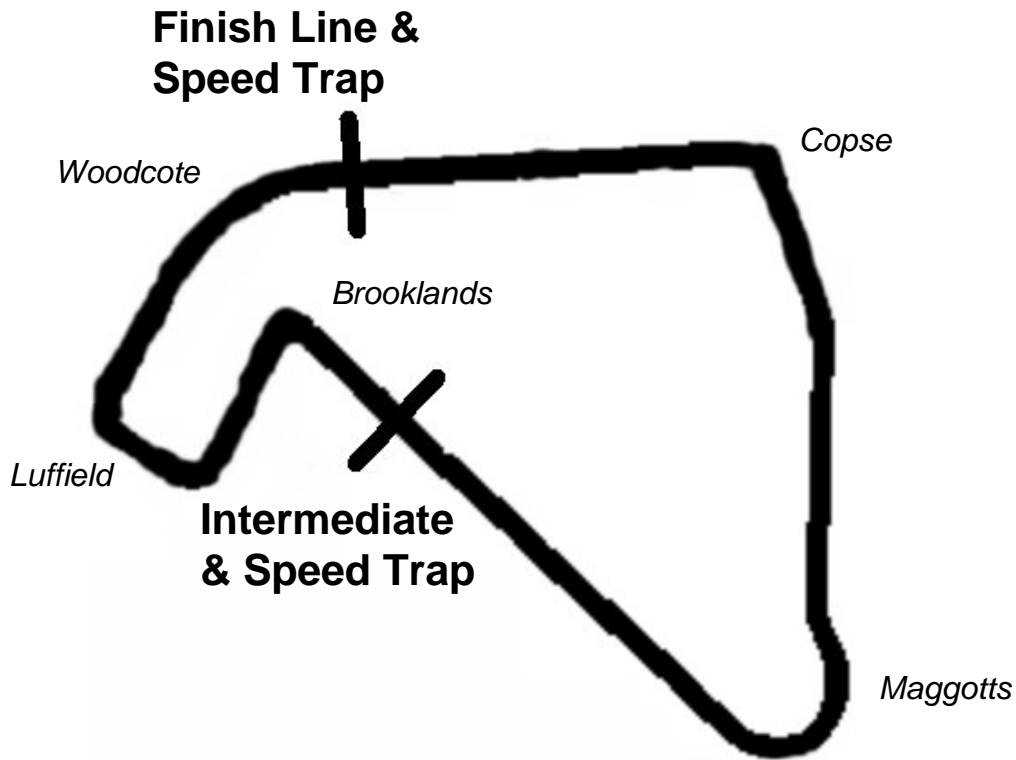
**Rounds 17 & 18
Silverstone National**

30th / 31st August 2008



Results Provided by Timing Solutions Ltd
www.tsl-timing.com

SILVERSTONE NATIONAL



Circuit Length: 1.6390 miles / 2637.7 metres
Intermediate: 1669 metres
Pit In: 0 metres
Pit Out: 308 metres after Finish Line

Porsche Carrera Cup Great Britain

QUALIFYING - ROUND 17 - CLASSIFICATION

POS	NO	CL	NAME	NAT	ENTRY	TIME	ON	LAPS	GAP	DIFF	MPH
1	6	P	Phil QUAIFE	GBR	Jota	57.078	15	18			103.37
2	60	P	Nick TANDY	GBR	Porsche Motorsport	57.110	3	16	0.032	0.032	103.31
3	8	P	Tim BRIDGMAN	GBR	Team Parker Racing	57.139	21	24	0.061	0.029	103.26
4	44	P	Michael CAINE	GBR	Team Parker Racing	57.217	6	19	0.139	0.078	103.12
5	5	P	Sam HANCOCK	GBR	Jota	57.350	5	17	0.272	0.133	102.88
6	2	P	Tim HARVEY	GBR	Red Line Racing	57.766	2	2	0.688	0.416	102.14
7	15	A1	Nigel RICE	GBR	Red Line Racing	57.766	5	15	0.688	0.000	102.14
8	7	P	Charles BATEMAN	GBR	Team Parker Racing	57.935	7	10	0.857	0.169	101.84
9	34	A1	Tony GILHAM	GBR	ReDesign Racing	57.964	17	23	0.886	0.029	101.79
10	46	A1	Sean Paul BRESLIN	GBR	Team Parker Racing	58.258	18	20	1.180	0.294	101.27
11	24	A2	Steve RANCE	GBR	Parr Motorsport	58.348	15	20	1.270	0.090	101.12
12	78	A2	Glynn GEDDIE	GBR	Parr Motorsport	58.561	21	22	1.483	0.213	100.75
13	79	A2	Alasdair McCaIG	GBR	Qserv	58.742	16	20	1.664	0.181	100.44
14	42	A2	Graeme MUNDY	GBR	Rss Performance	58.819	11	22	1.741	0.077	100.31
15	50	A2	Paul HOGARTH	GBR	In2Racing	58.828	13	16	1.750	0.009	100.29
16	45	A2	Mark McALEER	GBR	Porsche Motorsport	59.885	6	27	2.807	1.057	98.52
17	56	A2	Tommy DREELAN	GBR	Qserv	1:01.031	20	20	3.953	1.146	96.67
18	23	A2	Robin CLARK	GBR	Parr Motorsport	1:05.491	19	19	8.413	4.460	90.09

Weather / Track : Cloudy / Dry

These results are provisional until the conclusion of any judicial and technical matters.

Silverstone National
Circuit Length = 1.6390 miles
Start: 11:52 End: 12:23

Clerk of Course :

Timekeeper :

Porsche Carrera Cup Great Britain

QUALIFYING - ROUND 17 - SECTOR ANALYSIS

2	Tim HARVEY				Red Line Racing						
1-	35.340	141.6	24.541	130.1	59.881	2-	33.696	144.3	24.070	129.8	57.766
5	Sam HANCOCK				Jota						
1-	35.306	137.0	24.716	130.1	1:00.022	10-	34.160	128.3	26.318	128.6	1:00.478
2-	35.756	137.0	24.255	129.8	1:00.011	11-	35.685	120.5	25.719	128.1	1:01.404
3-	33.719	142.2	23.811	130.1	57.530	12-	33.915	141.9	23.893	128.8	57.808
4-	40.033	114.9	25.093	129.1	1:05.126	13-	33.776	141.9	23.715	128.8	57.491
5-	33.576	142.2	23.774	129.3	57.350	14-	33.847	142.2	23.890	128.8	57.737
6-	33.612	142.2	In		1:09.754P	15-	36.757	107.2	26.212	128.3	1:02.969
7-	Out	133.7	24.845	129.3	4:48.641	16-	33.859	142.5	23.859	128.6	57.718
8-	34.580	137.5	24.950	128.6	59.530	17-	36.013	113.2	In		1:14.386P
9-	33.891	142.2	23.977	128.3	57.868						
6	Phil QUAIFE				Jota						
1-	34.929	136.1	24.121	130.3	59.050	10-	Out	100.2	25.860	127.8	5:35.964
2-	33.672	143.4	24.047	130.3	57.719	11-	35.199	111.1	27.160	128.3	1:02.359
3-	34.207	112.0	In		1:07.940P	12-	34.291	141.9	24.059	128.8	58.350
4-	Out	137.5	24.248	129.1	3:28.522	13-	33.951	113.4	In		1:22.932P
5-	33.882	142.5	23.802	129.3	57.684	14-	Out	117.3	24.217	129.3	1:36.282
6-	34.105	141.0	23.739	129.6	57.844	15-	33.469	143.1	23.609	129.6	57.078
7-	33.532	142.8	23.734	129.3	57.266	16-	33.529	141.9	23.643	128.8	57.172
8-	33.889	141.9	23.729	129.3	57.618	17-	33.637	142.8	23.766	129.1	57.403
9-	33.525	142.2	In		1:04.253P	18-	38.194	103.6	In		1:15.590P
7	Charles BATEMAN				Team Parker Racing						
1-	34.764	127.6	25.017	130.3	59.781	6-	33.768	142.2	24.328	128.1	58.096
2-	33.852	144.6	24.301	130.1	58.153	7-	33.840	141.9	24.095	128.1	57.935
3-	35.326	121.8	26.166	128.6	1:01.492	8-	33.817	141.6	24.377	128.3	58.194
4-	33.746	141.9	24.686	129.3	58.432	9-	34.315	141.9	In		1:18.300P
5-	33.898	142.5	24.481	128.8	58.379	10-	Out	94.7	25.601	128.6	9:17.193
8	Tim BRIDGMAN				Team Parker Racing						
1-	39.505	92.3	26.920	127.8	1:06.425	13-	33.873	141.9	23.867	126.9	57.740
2-	33.591	143.1	23.920	128.1	57.511	14-	34.442	141.0	24.310	126.6	58.752
3-	33.493	143.4	23.945	127.6	57.438	15-	34.461	140.7	In		1:05.748P
4-	35.259	101.7	26.532	127.8	1:01.791	16-	Out	114.3	25.594	123.8	2:45.315
5-	33.576	142.5	23.902	127.3	57.478	17-	35.863	134.2	24.850	126.9	1:00.713
6-	33.583	141.9	23.676	127.1	57.259	18-	34.492	132.4	24.447	127.8	58.939
7-	36.770	119.0	24.969	126.6	1:01.739	19-	33.681	141.9	23.653	127.8	57.334
8-	33.844	141.6	23.827	126.9	57.671	20-	37.361	96.4	24.828	127.3	1:02.189
9-	35.805	126.1	In		1:10.664P	21-	33.497	142.8	23.642	127.6	57.139
10-	Out	129.8	24.479	126.9	3:23.569	22-	35.686	103.2	27.306	127.6	1:02.992
11-	33.865	142.2	23.870	126.9	57.735	23-	33.701	142.8	23.803	127.3	57.504
12-	34.071	139.5	24.400	126.6	58.471	24-	35.591	120.1	In		1:12.501P
15	Nigel RICE				Red Line Racing						
1-	35.620	103.1	25.214	129.8	1:00.834	9-	34.615	141.3	In		1:04.786P
2-	33.877	143.7	23.917	130.8	57.794	10-	Out	141.9	24.270	127.8	2:09.042
3-	33.665	144.6	In		1:05.130P	11-	34.931	102.5	25.718	128.8	1:00.649
4-	Out	112.4	25.826	130.1	2:15.973	12-	34.141	142.2	24.019	129.1	58.160
5-	33.830	142.5	23.936	128.6	57.766	13-	33.851	142.2	24.017	128.3	57.868
6-	33.798	141.9	24.396	127.8	58.194	14-	34.055	142.5	24.157	128.8	58.212
7-	37.441	129.6	In		1:09.177P	15-	34.147	137.2	In		1:05.607P
8-	Out	137.5	25.179	127.8	2:35.124						
23	Robin CLARK				Parr Motorsport						
1-	41.871	126.1	29.004	113.2	1:10.875	11-	38.781	135.6	27.834	114.1	1:06.615
2-	38.491	133.2	29.138	114.9	1:07.629	12-	37.959	125.9	29.400	105.7	1:07.359
3-	1:13.800	92.9	In		1:55.559P	13-	39.702	113.6	28.982	115.9	1:08.684
4-	Out	120.7	29.365	108.8	3:36.837	14-	38.883	131.1	27.380	114.9	1:06.263
5-	40.288	123.8	28.354	113.9	1:08.642	15-	38.952	133.2	27.605	117.9	1:06.557
6-	40.413	124.7	28.489	113.9	1:08.902	16-	38.770	135.0	27.508	112.8	1:06.278

Silverstone National
Circuit Length = 1.6390 miles
Start: 11:52 End: 12:23

Weather / Track : Cloudy / Dry

Porsche Carrera Cup Great Britain

QUALIFYING - ROUND 17 - SECTOR ANALYSIS

7 -	38.833	130.8	28.311	113.4	1:07.144	17 -	38.270	132.6	27.796	113.4	1:06.066
8 -	38.902	133.9	28.646	109.7	1:07.548	18 -	38.292	116.5	27.861	117.7	1:06.153
9 -	39.377	121.4	In		1:19.317P	19 -	37.926	136.7	27.565	118.6	1:05.491
10 -	Out	114.5	30.802	107.0	4:50.744						
24	Steve RANCE					Parr Motorsport					
1 -	35.339	141.6	24.832	128.3	1:00.171	11 -	35.117	140.7	24.468	128.1	59.585
2 -	34.443	141.0	24.438	128.6	58.881	12 -	34.426	141.0	25.919	129.1	1:00.345
3 -	34.288	141.3	24.760	129.3	59.048	13 -	34.285	139.8	24.383	128.3	58.668
4 -	34.785	140.7	26.159	128.8	1:00.944	14 -	34.225	140.7	24.443	128.8	58.668
5 -	34.575	140.1	24.576	130.1	59.151	15 -	34.254	140.7	24.094	129.3	58.348
6 -	34.712	141.0	25.173	129.3	59.885	16 -	34.454	140.7	24.173	129.6	58.627
7 -	34.379	141.3	24.241	128.8	58.620	17 -	34.377	140.4	24.398	123.6	58.775
8 -	34.171	140.1	24.208	129.1	58.379	18 -	34.962	140.7	25.055	127.1	1:00.017
9 -	35.759	137.8	In		1:13.545P	19 -	34.889	141.3	24.293	128.8	59.182
10 -	Out	138.1	25.732	126.9	7:30.622	20 -	36.135	137.8	In		1:14.110P
34	Tony GILHAM					ReDesign Racing					
1 -	35.861	139.2	24.726	129.8	1:00.587	13 -	36.361	129.1	25.111	128.6	1:01.472
2 -	34.017	143.1	24.284	129.8	58.301	14 -	34.185	141.3	24.125	128.8	58.310
3 -	34.071	143.4	24.101	129.6	58.172	15 -	34.380	130.8	25.155	126.6	59.535
4 -	34.476	117.9	In		1:17.496P	16 -	34.524	141.9	24.612	127.8	59.136
5 -	Out	128.8	24.973	128.6	4:40.973	17 -	33.997	141.9	23.967	128.8	57.964
6 -	34.327	140.7	24.049	128.3	58.376	18 -	34.060	142.2	24.081	128.6	58.141
7 -	34.108	141.3	24.282	128.1	58.390	19 -	34.944	126.4	25.105	128.6	1:00.049
8 -	34.114	141.0	24.127	128.8	58.241	20 -	37.056	129.1	25.134	127.8	1:02.190
9 -	34.267	141.0	24.116	128.6	58.383	21 -	34.244	141.6	24.078	128.6	58.322
10 -	36.635	124.0	In		1:15.526P	22 -	34.205	141.9	24.127	128.3	58.332
11 -	Out	93.5	26.672	127.1	3:06.109	23 -	34.202	141.3	24.034	128.1	58.236
12 -	36.217	134.5	27.809	121.4	1:04.026						
42	Graeme MUNDY					Rss Performance					
1 -	35.539	139.5	25.297	126.4	1:00.836	12 -	34.620	139.2	24.452	126.4	59.072
2 -	34.734	140.1	24.666	127.6	59.400	13 -	34.721	137.8	24.305	126.9	59.026
3 -	35.210	139.2	24.714	127.1	59.924	14 -	34.544	138.7	24.291	126.9	58.835
4 -	36.427	135.3	24.696	127.3	1:01.123	15 -	34.659	138.9	24.555	125.9	59.214
5 -	34.555	135.8	25.412	127.1	59.967	16 -	35.147	139.2	In		1:30.938P
6 -	34.518	139.5	24.486	126.9	59.004	17 -	Out	122.7	25.742	125.4	3:07.882
7 -	35.255	139.5	In		1:08.457P	18 -	35.772	139.2	24.734	126.1	1:00.506
8 -	Out	121.1	25.876	125.2	3:27.413	19 -	34.926	138.4	24.637	126.4	59.563
9 -	35.765	139.2	25.289	125.9	1:01.054	20 -	34.906	138.7	24.762	126.4	59.668
10 -	34.983	139.5	24.530	126.6	59.513	21 -	34.990	138.7	24.565	126.4	59.555
11 -	34.578	139.8	24.241	127.1	58.819	22 -	35.448	136.7	In		1:09.541P
44	Michael CAINE					Team Parker Racing					
1 -	37.717	74.6	26.605	127.1	1:04.322	11 -	34.774	141.6	24.579	125.9	59.353
2 -	33.869	143.4	24.051	127.1	57.920	12 -	33.771	141.9	23.898	127.1	57.669
3 -	37.195	92.2	30.138	109.1	1:07.333	13 -	33.749	142.2	23.704	127.8	57.453
4 -	39.022	120.3	25.436	127.3	1:04.458	14 -	34.779	102.1	26.672	127.3	1:01.451
5 -	33.501	143.4	23.755	127.6	57.256	15 -	33.740	141.3	27.076	103.6	1:00.816
6 -	33.567	142.8	23.650	126.4	57.217	16 -	38.465	101.7	26.088	127.6	1:04.553
7 -	38.026	118.1	24.907	127.8	1:02.933	17 -	33.793	143.1	23.795	128.1	57.588
8 -	33.670	142.2	23.698	126.6	57.368	18 -	33.687	142.5	23.854	127.8	57.541
9 -	38.217	99.3	In		1:13.417P	19 -	43.029	94.0	In		1:19.189P
10 -	Out	128.1	25.319	125.9	5:54.879						
45	Mark McALEER					Porsche Motorsport					
1 -	37.847	138.1	26.384	117.3	1:04.231	15 -	35.363	140.1	24.805	125.7	1:00.168
2 -	35.566	140.4	25.451	126.4	1:01.017	16 -	35.455	139.8	25.076	125.7	1:00.531
3 -	35.550	133.9	25.879	125.7	1:01.429	17 -	36.320	133.9	In		1:11.203P
4 -	35.787	123.8	27.333	125.2	1:03.120	18 -	Out	102.0	29.841	115.5	2:31.342
5 -	35.543	139.5	25.088	126.1	1:00.631	19 -	38.608	117.5	27.651	117.3	1:06.259
6 -	35.100	139.8	24.785	126.1	59.885	20 -	36.418	129.3	27.196	112.8	1:03.614
7 -	35.163	139.5	24.987	126.1	1:00.150	21 -	36.607	140.1	25.570	116.5	1:02.177
8 -	35.334	140.1	25.024	126.6	1:00.358	22 -	36.036	140.4	25.102	126.4	1:01.138

Silverstone National
Circuit Length = 1.6390 miles
Start: 11:52 End: 12:23

Weather / Track : Cloudy / Dry

Porsche Carrera Cup Great Britain

QUALIFYING - ROUND 17 - SECTOR ANALYSIS

9 -	36.115	118.4	26.404	122.9	1:02.519	23 -	35.443	140.1	25.205	126.1	1:00.648
10 -	35.523	140.1	24.948	126.4	1:00.471	24 -	37.291	132.1	26.193	126.1	1:03.484
11 -	35.405	139.8	24.954	126.4	1:00.359	25 -	35.378	140.7	25.721	125.7	1:01.099
12 -	41.708	98.0	27.165	125.4	1:08.873	26 -	36.817	135.8	25.826	125.7	1:02.643
13 -	35.494	139.8	24.869	126.1	1:00.363	27 -	35.481	141.0	24.959	126.4	1:00.440
14 -	35.364	140.1	24.693	125.4	1:00.057						
46	Sean Paul BRESLIN					Team Parker Racing					
1 -	37.964	130.3	25.589	127.6	1:03.553	11 -	34.719	141.9	24.669	126.9	59.388
2 -	34.557	142.8	24.587	128.1	59.144	12 -	34.460	140.7	25.044	127.1	59.504
3 -	33.990	134.5	25.618	128.1	59.608	13 -	34.285	143.1	24.431	126.9	58.716
4 -	34.775	110.7	26.896	127.3	1:01.671	14 -	34.072	143.1	24.387	127.6	58.459
5 -	34.794	129.3	25.302	128.1	1:00.096	15 -	35.264	138.9	24.771	127.1	1:00.035
6 -	34.154	143.7	24.501	127.1	58.655	16 -	35.011	123.4	25.681	128.1	1:00.692
7 -	34.366	143.1	24.356	128.1	58.722	17 -	34.033	143.1	24.330	127.1	58.363
8 -	34.615	138.1	In		1:08.442P	18 -	33.920	143.4	24.338	127.3	58.258
9 -	Out	123.4	27.659	116.7	6:44.735	19 -	34.496	142.5	24.360	126.9	58.856
10 -	36.321	140.4	25.782	126.1	1:02.103	20 -	51.756	105.8	In		1:26.200P
50	Paul HOGARTH					In2Racing					
1 -	36.417	136.4	25.202	128.8	1:01.619	9 -	34.460	140.4	24.373	128.3	58.833
2 -	35.356	140.4	25.074	128.6	1:00.430	10 -	36.775	116.3	26.208	127.1	1:02.983
3 -	34.803	140.7	24.696	128.6	59.499	11 -	35.163	127.6	24.904	128.6	1:00.067
4 -	38.503	107.4	26.213	127.6	1:04.716	12 -	34.831	140.7	24.517	128.6	59.348
5 -	35.041	139.5	24.689	128.3	59.730	13 -	34.629	140.7	24.199	128.8	58.828
6 -	34.691	140.4	24.486	128.6	59.177	14 -	34.424	141.9	In		1:12.316P
7 -	34.610	140.7	24.421	127.6	59.031	15 -	Out	113.9	In		3:47.584P
8 -	34.534	139.2	24.831	127.8	59.365	16 -	Out	120.9	In		4:59.180P
56	Tommy DREELAN					Qserv					
1 -	38.460	125.2	26.586	128.1	1:05.046	11 -	38.391	133.7	26.010	127.6	1:04.401
2 -	35.978	138.7	26.100	126.6	1:02.078	12 -	36.428	143.4	28.126	126.6	1:04.554
3 -	35.548	129.6	26.192	126.9	1:01.740	13 -	35.990	141.9	25.692	126.6	1:01.682
4 -	36.195	133.2	25.951	127.3	1:02.146	14 -	35.977	132.4	26.289	127.3	1:02.266
5 -	35.899	139.2	26.323	125.0	1:02.222	15 -	36.254	137.8	26.154	126.9	1:02.408
6 -	35.889	141.9	25.800	126.6	1:01.689	16 -	36.135	138.4	25.787	127.8	1:01.922
7 -	35.639	140.7	26.269	125.0	1:01.908	17 -	35.765	142.5	25.401	127.6	1:01.166
8 -	35.764	140.4	25.735	127.1	1:01.499	18 -	38.557	102.6	In		1:21.877P
9 -	36.915	107.7	In		1:21.936P	19 -	Out	142.2	25.503	128.1	3:13.663
10 -	Out	115.1	28.037	120.5	6:35.521	20 -	35.702	143.1	25.329	127.6	1:01.031
60	Nick TANDY					Porsche Motorsport					
1 -	34.272	142.5	23.953	129.1	58.225	9 -	34.189	141.3	24.016	128.3	58.205
2 -	33.791	142.5	23.642	128.8	57.433	10 -	33.791	141.9	In		1:09.848P
3 -	33.534	142.2	23.576	128.8	57.110	11 -	Out	81.9	28.791	127.8	3:05.137
4 -	37.733	104.0	27.689	128.6	1:05.422	12 -	33.868	142.2	24.103	128.1	57.971
5 -	33.796	128.6	25.530	128.8	59.326	13 -	33.620	142.5	23.740	128.3	57.360
6 -	33.938	141.9	24.632	127.6	58.570	14 -	33.643	142.5	24.161	127.8	57.804
7 -	34.776	109.3	In		1:12.787P	15 -	33.723	142.2	23.832	128.1	57.555
8 -	Out	106.7	25.582	127.8	12:14.824	16 -	33.722	141.9	23.794	128.1	57.516
78	Glynn GEDDIE					Parr Motorsport					
1 -	37.537	133.7	25.397	127.1	1:02.934	12 -	34.464	140.7	24.612	126.6	59.076
2 -	34.499	141.9	24.494	128.3	58.993	13 -	34.615	136.7	In		1:10.048P
3 -	34.491	127.3	25.946	126.9	1:00.437	14 -	Out	103.6	27.591	124.3	4:41.612
4 -	34.635	110.0	26.944	127.8	1:01.579	15 -	38.209	100.2	In		1:17.576P
5 -	34.469	126.1	25.320	127.3	59.789	16 -	Out	131.1	25.412	126.6	2:14.340
6 -	34.236	141.3	24.427	127.1	58.663	17 -	35.071	140.1	24.482	126.6	59.553
7 -	34.333	138.9	24.693	126.9	59.026	18 -	34.515	141.0	24.560	126.9	59.075
8 -	34.453	141.0	In		1:11.122P	19 -	34.411	140.4	24.356	126.6	58.767
9 -	Out	137.0	24.837	126.9	2:10.537	20 -	34.339	141.3	24.360	126.1	58.699
10 -	34.642	140.4	24.647	127.3	59.289	21 -	34.278	140.7	24.283	126.9	58.561
11 -	34.850	140.4	24.794	126.4	59.644	22 -	34.433	141.3	24.308	126.6	58.741

Silverstone National
Circuit Length = 1.6390 miles
Start: 11:52 End: 12:23

Weather / Track : Cloudy / Dry

Porsche Carrera Cup Great Britain
QUALIFYING - ROUND 17 - SECTOR ANALYSIS

79	Alasdair McCAIG					Qserv					
1 -	39.454	109.7	26.098	126.4	1:05.552	11 -	34.920	139.8	24.653	125.2	59.573
2 -	35.368	139.8	25.799	126.1	1:01.167	12 -	35.863	128.8	In		1:14.286P
3 -	34.539	139.8	24.685	127.1	59.224	13 -	Out	120.7	26.985	122.2	4:42.175
4 -	34.516	131.3	26.238	126.4	1:00.754	14 -	36.691	138.7	25.120	125.9	1:01.811
5 -	34.435	139.5	24.697	126.6	59.132	15 -	35.322	139.5	24.951	126.1	1:00.273
6 -	34.660	140.1	24.459	126.4	59.119	16 -	34.348	140.4	24.394	125.4	58.742
7 -	34.548	139.8	24.338	125.9	58.886	17 -	34.458	139.5	24.750	124.5	59.208
8 -	34.696	140.1	24.541	125.7	59.237	18 -	34.335	140.7	24.669	125.2	59.004
9 -	34.875	139.5	24.792	125.2	59.667	19 -	35.003	139.8	24.325	125.9	59.328
10 -	36.907	130.1	26.634	124.5	1:03.541	20 -	34.723	140.1	24.280	125.9	59.003

Porsche Carrera Cup Great Britain
QUALIFYING - ROUND 17 - SPEED TRAPS

SECTOR 1				SECTOR 2			FINISH LINE			
POS	NO	NAME	MPH	NO	NAME	MPH	NO	NAME	MPH	
1	7	Charles BATEMAN	144.6				15	Nigel RICE	130.8	
2	15	Nigel RICE	144.6				6	Phil QUAIFE	130.3	
3	2	Tim HARVEY	144.3				7	Charles BATEMAN	130.3	
4	46	Sean Paul BRESLIN	143.7				2	Tim HARVEY	130.1	
5	6	Phil QUAIFE	143.4				5	Sam HANCOCK	130.1	
6	8	Tim BRIDGMAN	143.4				24	Steve RANCE	130.1	
7	34	Tony GILHAM	143.4				34	Tony GILHAM	129.8	
8	44	Michael CAINE	143.4				60	Nick TANDY	129.1	
9	56	Tommy DREELAN	143.4				50	Paul HOGARTH	128.8	
10	5	Sam HANCOCK	142.5				78	Glynn GEDDIE	128.3	
11	60	Nick TANDY	142.5				8	Tim BRIDGMAN	128.1	
12	50	Paul HOGARTH	141.9				44	Michael CAINE	128.1	
13	78	Glynn GEDDIE	141.9				46	Sean Paul BRESLIN	128.1	
14	24	Steve RANCE	141.6				56	Tommy DREELAN	128.1	
15	45	Mark McALEER	141.0				42	Graeme MUNDY	127.6	
16	79	Alasdair McCAIG	140.7				79	Alasdair McCAIG	127.1	
17	42	Graeme MUNDY	140.1				45	Mark McALEER	126.6	
18	23	Robin CLARK	136.7				23	Robin CLARK	118.6	

Weather / Track : Cloudy / Dry

www.tsl-timing.com

Silverstone National
 Circuit Length = 1.6390 miles
 Start: 11:52 End: 12:23


Printed - 12.23 Saturday, 30 August 2008

Porsche Carrera Cup Great Britain
QUALIFYING - ROUND 17 - BEST SECTORS

SECTOR 1			SECTOR 2			IDEAL / BEST COMPARISON						
POS	NO	NAME	TIME	NO	NAME	TIME	POS	NO	NAME	IDEAL	BEST	DIFF
1	2	HARVEY	33.414	60	TANDY	23.576	1	6	QUAIFE	57.078	57.078	0.000
2	6	QUAIFE	33.469	6	QUAIFE	23.609	2	60	TANDY	57.110	57.110	0.000
3	8	BRIDGMAN	33.493	8	BRIDGMAN	23.642	3	8	BRIDGMAN	57.135	57.139	0.004
4	44	CAINE	33.501	44	CAINE	23.650	4	44	CAINE	57.151	57.217	0.066
5	60	TANDY	33.534	5	HANCOCK	23.715	5	5	HANCOCK	57.291	57.350	0.059
6	5	HANCOCK	33.576	15	RICE	23.917	6	2	HARVEY	57.484	57.766	0.282
7	15	RICE	33.665	34	GILHAM	23.967	7	15	RICE	57.582	57.766	0.184
8	7	BATEMAN	33.746	2	HARVEY	24.070	8	7	BATEMAN	57.841	57.935	0.094
9	46	BRESLIN	33.920	24	RANCE	24.094	9	34	GILHAM	57.964	57.964	0.000
10	34	GILHAM	33.997	7	BATEMAN	24.095	10	46	BRESLIN	58.250	58.258	0.008
11	24	RANCE	34.171	50	HOGARTH	24.199	11	24	RANCE	58.265	58.348	0.083
12	78	GEDDIE	34.236	42	MUNDY	24.241	12	78	GEDDIE	58.519	58.561	0.042
13	79	McCAIG	34.335	79	McCAIG	24.280	13	79	McCAIG	58.615	58.742	0.127
14	50	HOGARTH	34.424	78	GEDDIE	24.283	14	50	HOGARTH	58.623	58.828	0.205
15	42	MUNDY	34.518	46	BRESLIN	24.330	15	42	MUNDY	58.759	58.819	0.060
16	45	McALEER	35.100	45	McALEER	24.693	16	45	McALEER	59.793	59.885	0.092
17	56	DREELAN	35.548	56	DREELAN	25.329	17	56	DREELAN	1:00.877	1:01.031	0.154
18	23	CLARK	37.926	23	CLARK	27.380	18	23	CLARK	1:05.306	1:05.491	0.185
Perfect lap										56.990		

Porsche Carrera Cup Great Britain

ROUND 17 - GRID

ROW 9	1:05.491 23 Robin CLARK	1:01.031 56 Tommy DREELAN
ROW 8	59.885 45 Mark McALEER	58.828 50 Paul HOGARTH
ROW 7	58.819 42 Graeme MUNDY	58.742 79 Alasdair McCAIG
ROW 6	58.561 78 Glynn GEDDIE	58.348 24 Steve RANCE
ROW 5	58.258 46 Sean Paul BRESLIN	57.964 34 Tony GILHAM
ROW 4	57.935 7 Charles BATEMAN	57.766 15 Nigel RICE
ROW 3	57.766 2 Tim HARVEY	57.350 5 Sam HANCOCK
ROW 2	57.217 44 Michael CAINE	57.139 8 Tim BRIDGMAN
ROW 1	57.110 60 Nick TANDY	57.078 6 Phil QUAIFE
Pole		
		


Silverstone National
Circuit Length = 1.6390 miles

Clerk of Course :

Timekeeper :

Porsche Carrera Cup Great Britain

ROUND 18 - GRID

ROW 9	1:06.066 23 Robin CLARK	1:01.166 56 Tommy DREELAN
ROW 8	1:00.057 45 Mark McALEER	59.881 2 Tim HARVEY
ROW 7	58.886 79 Alasdair McCAIG	58.835 42 Graeme MUNDY
ROW 6	58.833 50 Paul HOGARTH	58.663 78 Glynn GEDDIE
ROW 5	58.379 24 Steve RANCE	58.363 46 Sean Paul BRESLIN
ROW 4	58.141 34 Tony GILHAM	58.096 7 Charles BATEMAN
ROW 3	57.794 15 Nigel RICE	57.491 5 Sam HANCOCK
ROW 2	57.360 60 Nick TANDY	57.259 8 Tim BRIDGMAN
ROW 1	57.256 44 Michael CAINE	57.172 6 Phil QUAIFE
Pole		
		

Silverstone National
Circuit Length = 1.6390 miles

Clerk of Course :

Timekeeper :

Porsche Carrera Cup Great Britain

ROUND 17 - CLASSIFICATION

POS	NO	CL	NAME	NAT	ENTRY	LAPS	TIME	GAP	DIFF	MPH	BEST	ON
1	60	P	Nick TANDY	GBR	Porsche Motorsport	28	27:48.908			98.99	58.121	3
2	2	P	Tim HARVEY	GBR	Red Line Racing	28	27:49.471	0.563	0.563	98.95	58.393	16
3	5	P	Sam HANCOCK	GBR	Jota	28	27:55.576	6.668	6.105	98.59	58.087	3
4	6	P	Phil QUAIFE	GBR	Jota	28	28:02.408	13.500	6.832	98.19	58.052	3
5	44	P	Michael CAINE	GBR	Team Parker Racing	28	28:05.507	16.599	3.099	98.01	58.247	3
6	15	A1	Nigel RICE	GBR	Red Line Racing	28	28:08.125	19.217	2.618	97.86	58.885	3
7	46	A1	Sean Paul BRESLIN	GBR	Team Parker Racing	28	28:27.252	38.344	19.127	96.76	58.976	3
8	34	A1	Tony GILHAM	GBR	ReDesign Racing	28	28:40.996	52.088	13.744	95.99	59.079	3
9	78	A2	Glynn GEDDIE	GBR	Parr Motorsport	28	28:47.216	58.308	6.220	95.65	59.442	2
10	50	A2	Paul HOGARTH	GBR	In2Racing	28	28:48.509	59.601	1.293	95.57	59.992	22
11	24	A2	Steve RANCE	GBR	Parr Motorsport	27	27:49.966	1 lap	1 lap	95.39	59.476	3
12	79	A2	Alasdair McCAIG	GBR	Qserv	27	27:57.749	1 lap	7.783	94.95	59.915	3
13	42	A2	Graeme MUNDY	GBR	Rss Performance	27	28:41.351	1 lap	43.602	92.54	59.359	3
14	45	A2	Mark McALEER	GBR	Porsche Motorsport	27	28:45.968	1 lap	4.617	92.30	1:00.796	3
15	56	A2	Tommy DREELAN	GBR	Qserv	26	28:16.840	2 laps	1 lap	90.40	1:03.130	26
16	23	A2	Robin CLARK	GBR	Parr Motorsport	24	28:06.614	4 laps	2 laps	83.96	1:05.481	2
NOT CLASSIFIED												
DNF	7	P	Charles BATEMAN	GBR	Team Parker Racing	24	24:07.909	4 laps		97.80	58.671	3
DNF	8	P	Tim BRIDGMAN	GBR	Team Parker Racing	4	4:24.876	24 laps	20 laps	89.10	58.018	3
FASTEST LAP												
8	P	Tim BRIDGMAN	GBR	Team Parker Racing	3	58.018	101.69 mph	163.66 kph				
15	A1	Nigel RICE	GBR	Red Line Racing	3	58.885	100.20 mph	161.25 kph				
42	A2	Graeme MUNDY	GBR	Rss Performance	3	59.359	99.40 mph	159.97 kph				

Weather / Track : Cloudy / Dry

These results are provisional until the conclusion of any judicial and technical matters.

Silverstone National
Circuit Length = 1.6390 miles
Start: 10:13 End: 10:42

Clerk of Course :	Timekeeper :
-------------------	--------------

Porsche Carrera Cup Great Britain

ROUND 17 - SECTOR ANALYSIS

2		Tim HARVEY				Red Line Racing					
1-	37.405	135.0	26.020	128.6	1:03.425	15-	34.333	142.2	24.458	129.1	58.791
2-	34.442	142.2	24.667	129.3	59.109	16-	34.296	141.9	24.097	129.3	58.393
3-	34.092	143.1	24.437	129.1	58.529	17-	35.165	141.3	24.436	129.1	59.601
4-	35.010	142.8	24.400	128.3	59.410	18-	34.646	141.9	24.358	128.8	59.004
5-	37.037	137.2	25.687	128.6	1:02.724	19-	34.526	141.6	24.245	129.3	58.771
6-	35.623	141.0	25.288	128.8	1:00.911	20-	34.419	141.9	24.744	129.3	59.163
7-	34.989	141.6	24.577	129.1	59.566	21-	34.576	141.3	24.475	128.3	59.051
8-	35.600	140.7	24.540	128.6	1:00.140	22-	34.487	141.6	24.350	128.6	58.837
9-	34.847	142.2	24.364	128.3	59.211	23-	34.568	141.3	24.352	128.6	58.920
10-	34.880	139.8	24.866	129.1	59.746	24-	34.503	140.7	24.457	128.8	58.960
11-	34.534	141.6	24.114	128.6	58.648	25-	34.531	141.6	24.267	129.3	58.798
12-	34.366	142.2	24.085	129.3	58.451	26-	35.346	141.3	24.399	130.1	59.745
13-	34.734	141.0	24.270	128.3	59.004	27-	34.965	141.9	24.268	129.1	59.233
14-	34.441	141.6	24.109	128.3	58.550	28-	34.649	142.5	24.443	128.8	59.092
5		Sam HANCOCK				Jota					
1-	37.480	139.2	25.332	130.1	1:02.812	15-	34.465	141.9	24.208	129.6	58.673
2-	34.282	141.6	24.412	130.3	58.694	16-	35.535	141.9	24.135	130.1	59.670
3-	33.986	141.9	24.101	125.0	58.087	17-	34.525	141.3	24.251	130.3	58.776
4-	35.020	141.0	24.254	129.3	59.274	18-	34.622	142.2	24.498	129.6	59.120
5-	38.929	133.7	25.853	128.6	1:04.782	19-	34.707	141.0	24.298	130.1	59.005
6-	35.879	140.1	24.582	129.6	1:00.461	20-	34.557	140.4	24.835	129.8	59.392
7-	35.195	140.7	24.297	129.6	59.492	21-	35.057	139.8	24.673	129.6	59.730
8-	35.621	141.0	24.553	130.6	1:00.174	22-	34.409	140.7	24.116	130.1	58.525
9-	34.930	141.6	24.346	130.1	59.276	23-	34.454	140.1	24.319	129.6	58.773
10-	34.611	138.7	25.023	130.1	59.634	24-	34.647	141.3	24.525	129.8	59.172
11-	34.775	141.6	24.240	129.1	59.015	25-	34.947	139.8	24.479	129.8	59.426
12-	34.424	141.9	23.997	130.1	58.421	26-	35.419	139.5	24.413	129.8	59.832
13-	34.814	140.4	24.432	129.8	59.246	27-	35.386	140.7	24.757	130.1	1:00.143
14-	35.894	140.4	24.182	130.3	1:00.076	28-	35.393	140.4	24.576	129.6	59.969
6		Phil QUAIFE				Jota					
1-	36.876	141.0	24.565	129.8	1:01.441	15-	34.658	138.9	24.098	128.1	58.756
2-	34.125	140.7	24.591	130.1	58.716	16-	35.721	138.7	24.093	127.6	59.814
3-	34.013	141.0	24.039	130.1	58.052	17-	34.559	138.4	24.287	127.6	58.846
4-	34.208	140.7	24.159	121.8	58.367	18-	34.970	137.8	24.270	127.6	59.240
5-	38.333	135.6	25.851	125.2	1:04.184	19-	34.829	137.8	24.296	127.6	59.125
6-	35.982	140.7	24.592	128.8	1:00.574	20-	34.794	138.9	24.701	127.6	59.495
7-	36.436	140.1	24.348	129.1	1:00.784	21-	35.155	138.1	24.361	127.6	59.516
8-	35.567	140.7	24.225	128.8	59.792	22-	35.687	137.0	24.968	126.9	1:00.655
9-	35.636	138.9	24.154	128.3	59.790	23-	35.316	137.8	24.616	127.1	59.932
10-	35.324	139.2	24.256	128.1	59.580	24-	35.023	137.8	24.628	126.9	59.651
11-	35.182	138.1	24.392	127.1	59.574	25-	35.211	138.1	24.544	126.4	59.755
12-	35.170	138.7	24.268	127.3	59.438	26-	35.849	137.0	24.549	127.1	1:00.398
13-	35.485	137.8	24.617	127.6	1:00.102	27-	35.600	137.5	24.617	127.1	1:00.217
14-	35.304	138.9	24.165	127.8	59.469	28-	37.707	135.3	24.793	127.3	1:02.500
7		Charles BATEMAN				Team Parker Racing					
1-	37.551	139.8	25.875	130.1	1:03.426	13-	34.796	141.6	24.313	129.8	59.109
2-	34.553	142.5	24.800	130.1	59.353	14-	35.560	140.7	24.374	130.1	59.934
3-	34.193	142.8	24.478	124.3	58.671	15-	34.799	141.3	24.355	129.3	59.154
4-	35.786	140.4	24.644	125.2	1:00.430	16-	34.834	141.6	24.659	128.8	59.493
5-	37.556	131.1	26.019	123.4	1:03.575	17-	34.807	141.6	24.532	129.3	59.339
6-	37.843	137.5	25.521	126.6	1:03.364	18-	34.491	141.3	24.464	129.3	58.955
7-	36.464	139.8	24.635	129.6	1:01.099	19-	35.981	140.4	24.466	129.8	1:00.447
8-	35.741	140.7	24.462	129.8	1:00.203	20-	34.786	141.0	24.338	129.8	59.124
9-	35.280	140.7	24.549	129.6	59.829	21-	34.505	141.3	24.327	129.6	58.832
10-	35.375	141.3	24.399	129.8	59.774	22-	35.271	141.3	24.313	130.3	59.584
11-	34.885	141.6	24.335	129.6	59.220	23-	34.505	141.0	24.533	130.1	59.038
12-	35.024	141.6	24.524	129.6	59.548	24-	34.684	141.6	25.500	123.1	1:00.184
8		Tim BRIDGMAN				Team Parker Racing					
1-	37.519	140.4	24.294	128.1	1:01.813	3-	34.048	141.3	23.970	127.8	58.018

Silverstone National
Circuit Length = 1.6390 miles
Start: 10:13 End: 10:42

Weather / Track : Cloudy / Dry

Porsche Carrera Cup Great Britain

ROUND 17 - SECTOR ANALYSIS

2-	34.439	141.3	24.260	127.1	58.699	4-	47.323	109.8	In	1:21.387P	
15	Nigel RICE					Red Line Racing					
1-	37.693	130.1	25.819	129.1	1:03.512	15-	35.020	140.4	24.306	129.6	59.326
2-	34.541	138.9	24.585	129.8	59.126	16-	34.876	140.7	24.538	129.3	59.414
3-	34.368	142.5	24.517	122.7	58.885	17-	35.164	142.2	24.967	128.8	1:00.131
4-	35.538	142.2	24.585	124.3	1:00.123	18-	34.506	141.3	24.659	130.1	59.165
5-	37.755	136.1	26.339	123.1	1:04.094	19-	34.782	140.4	24.157	129.8	58.939
6-	37.002	139.5	25.265	127.8	1:02.267	20-	34.741	140.7	24.331	129.8	59.072
7-	36.506	139.8	24.991	128.8	1:01.497	21-	34.923	140.7	24.469	128.3	59.392
8-	35.907	139.8	24.663	128.3	1:00.570	22-	35.266	139.5	24.445	129.6	59.711
9-	35.247	140.7	24.507	128.6	59.754	23-	34.582	141.0	24.466	129.1	59.048
10-	34.958	141.6	24.521	127.8	59.479	24-	34.697	140.4	24.728	128.3	59.425
11-	34.940	141.3	24.405	129.1	59.345	25-	34.836	140.4	24.655	129.6	59.491
12-	34.719	141.3	25.116	128.3	59.835	26-	36.784	140.4	25.094	129.1	1:01.878
13-	34.587	141.3	24.421	129.8	59.008	27-	35.215	138.1	24.850	129.1	1:00.065
14-	35.362	141.0	24.435	129.1	59.797	28-	35.374	139.8	24.490	128.1	59.864
23	Robin CLARK					Parr Motorsport					
1-	39.602	131.8	27.256	117.1	1:06.858	13-	40.821	131.1	29.761	101.5	1:10.582
2-	37.885	129.3	27.596	111.1	1:05.481	14-	40.278	128.3	28.592	111.3	1:08.870
3-	38.424	129.1	27.709	115.3	1:06.133	15-	40.151	108.9	28.700	109.7	1:08.851
4-	43.493	128.6	29.014	109.7	1:12.507	16-	40.221	128.8	29.285	107.0	1:09.506
5-	43.115	119.8	30.148	108.2	1:13.263	17-	40.108	129.8	28.478	111.8	1:08.586
6-	43.016	122.5	30.517	98.3	1:13.533	18-	40.815	122.0	30.776	100.2	1:11.591
7-	44.066	96.0	30.304	108.1	1:14.370	19-	40.906	125.9	29.370	103.9	1:10.276
8-	41.173	124.3	28.887	112.2	1:10.060	20-	40.087	131.3	28.259	110.2	1:08.346
9-	41.733	127.8	28.581	109.8	1:10.314	21-	39.561	128.8	29.242	108.1	1:08.803
10-	40.601	115.9	28.979	110.4	1:09.580	22-	41.556	126.9	29.222	108.1	1:10.778
11-	40.660	116.3	29.283	112.8	1:09.943	23-	41.017	130.3	28.481	113.9	1:09.498
12-	41.766	128.1	29.144	106.4	1:10.910	24-	40.395	126.1	28.032	112.4	1:08.427
24	Steve RANCE					Parr Motorsport					
1-	37.864	138.9	25.755	127.6	1:03.619	15-	35.565	139.2	24.533	128.6	1:00.098
2-	37.089	135.3	24.835	129.1	1:01.924	16-	35.236	139.2	25.046	128.6	1:00.282
3-	34.722	140.7	24.754	128.3	59.476	17-	35.446	139.2	24.763	129.6	1:00.209
4-	38.775	133.4	25.537	126.6	1:04.312	18-	35.855	138.9	24.639	129.1	1:00.494
5-	40.030	138.1	25.957	126.9	1:05.987	19-	35.227	139.8	24.389	129.3	59.616
6-	38.095	137.5	25.508	127.8	1:03.603	20-	35.052	139.5	24.647	129.3	59.699
7-	37.460	138.7	25.684	128.1	1:03.144	21-	35.101	139.5	24.551	129.6	59.652
8-	37.500	137.5	25.508	128.1	1:03.008	22-	35.548	138.9	24.447	129.6	59.995
9-	37.308	138.7	24.696	129.1	1:02.004	23-	35.344	140.1	30.245	129.6	1:05.589
10-	36.605	138.7	25.012	128.6	1:01.617	24-	35.111	138.9	24.614	129.6	59.725
11-	36.058	139.2	25.064	128.8	1:01.122	25-	36.786	139.8	25.261	127.6	1:02.047
12-	36.043	139.2	24.852	129.6	1:00.895	26-	36.358	139.5	24.571	129.3	1:00.929
13-	35.625	138.9	25.010	128.8	1:00.635	27-	36.066	138.4	25.377	130.3	1:01.443
14-	35.784	139.5	25.411	127.6	1:01.195						
34	Tony GILHAM					ReDesign Racing					
1-	37.493	138.4	25.828	123.8	1:03.321	15-	35.033	140.7	24.901	129.1	59.934
2-	34.914	141.0	24.527	130.3	59.441	16-	35.051	140.1	24.461	129.6	59.512
3-	34.577	141.3	24.502	128.3	59.079	17-	34.860	139.8	24.319	129.8	59.179
4-	36.302	138.7	24.706	129.6	1:01.008	18-	34.717	139.5	24.385	129.8	59.102
5-	38.364	128.6	26.087	129.3	1:04.451	19-	35.080	139.2	24.378	129.8	59.458
6-	37.969	135.8	25.194	129.6	1:03.163	20-	34.988	139.2	24.626	129.6	59.614
7-	36.813	138.9	24.636	129.6	1:01.449	21-	35.951	139.5	24.583	129.3	1:00.534
8-	36.231	138.9	24.954	128.8	1:01.185	22-	34.817	139.5	25.126	128.6	59.943
9-	36.200	139.2	24.545	129.3	1:00.745	23-	35.049	139.2	24.578	129.6	59.627
10-	35.759	139.5	24.443	129.6	1:00.202	24-	34.840	140.4	44.651	103.2	1:19.491
11-	35.749	138.7	24.810	129.8	1:00.559	25-	37.013	137.0	24.930	128.8	1:01.943
12-	35.366	140.1	24.609	129.1	59.975	26-	36.737	138.9	24.966	129.1	1:01.703
13-	35.253	140.4	24.529	129.6	59.782	27-	35.701	138.9	24.754	129.6	1:00.455
14-	35.025	140.1	24.545	129.6	59.570	28-	35.309	139.8	24.696	129.1	1:00.005

Silverstone National
Circuit Length = 1.6390 miles
Start: 10:13 End: 10:42

Weather / Track : Cloudy / Dry

Porsche Carrera Cup Great Britain

ROUND 17 - SECTOR ANALYSIS

42		Graeme MUNDY		Rss Performance							
1 -	37.960	136.7	25.345	126.4	1:03.305	15 -	36.504	136.7	25.549	125.2	1:02.053
2 -	35.335	139.5	24.598	126.9	59.933	16 -	36.623	136.1	25.432	125.4	1:02.055
3 -	34.656	138.7	24.703	127.3	59.359	17 -	36.195	133.4	26.332	125.7	1:02.527
4 -	51.636	132.4	26.929	116.9	1:18.565	18 -	36.993	135.8	25.487	125.7	1:02.480
5 -	38.464	133.9	26.415	125.2	1:04.879	19 -	36.506	129.6	25.982	122.5	1:02.488
6 -	37.379	134.8	25.822	125.9	1:03.201	20 -	36.594	136.1	25.569	125.0	1:02.163
7 -	36.950	137.0	25.749	125.4	1:02.699	21 -	37.323	135.0	25.451	126.6	1:02.774
8 -	36.636	137.5	26.150	125.4	1:02.786	22 -	36.379	136.1	25.442	127.1	1:01.821
9 -	36.961	136.7	25.355	126.1	1:02.316	23 -	36.428	136.1	25.690	125.2	1:02.118
10 -	36.237	137.8	25.286	125.4	1:01.523	24 -	45.153	125.7	26.892	123.6	1:12.045
11 -	36.296	137.8	25.605	125.9	1:01.901	25 -	38.177	132.6	27.452	120.7	1:05.629
12 -	36.259	137.2	25.146	125.7	1:01.405	26 -	38.411	133.4	26.470	125.0	1:04.881
13 -	36.166	137.0	25.480	124.7	1:01.646	27 -	37.864	133.4	26.239	116.7	1:04.103
14 -	37.500	132.9	25.578	125.2	1:03.078						
44		Michael CAINE		Team Parker Racing							
1 -	37.662	138.1	25.104	127.3	1:02.766	15 -	35.156	139.8	24.124	127.3	59.280
2 -	34.982	141.3	24.496	128.1	59.478	16 -	35.238	140.4	24.072	127.3	59.310
3 -	34.094	141.9	24.153	127.6	58.247	17 -	34.656	139.5	24.261	127.6	58.917
4 -	34.869	141.3	24.255	127.1	59.124	18 -	34.925	139.8	24.126	128.1	59.051
5 -	49.480	132.1	24.804	126.6	1:14.284	19 -	34.745	140.4	24.111	128.3	58.856
6 -	36.206	138.4	25.144	127.6	1:01.350	20 -	34.473	141.0	24.089	128.6	58.562
7 -	36.418	140.1	24.627	125.7	1:01.045	21 -	34.448	140.7	24.427	126.9	58.875
8 -	35.666	140.7	24.243	127.1	59.909	22 -	34.877	140.4	24.325	127.3	59.202
9 -	35.601	140.4	24.415	126.4	1:00.016	23 -	34.396	141.0	24.388	127.3	58.784
10 -	35.111	140.1	24.471	127.1	59.582	24 -	34.540	139.8	24.887	125.2	59.427
11 -	34.841	139.5	24.417	126.4	59.258	25 -	34.368	141.3	24.616	126.1	58.984
12 -	34.958	140.1	24.231	127.1	59.189	26 -	35.961	140.1	24.439	128.1	1:00.400
13 -	34.668	140.4	24.231	127.8	58.899	27 -	34.959	140.1	24.112	127.6	59.071
14 -	34.454	141.0	24.080	126.9	58.534	28 -	34.908	140.7	24.598	127.8	59.506
45		Mark McALEER		Porsche Motorsport							
1 -	39.354	136.1	26.240	125.2	1:05.594	15 -	37.627	138.1	25.407	125.7	1:03.034
2 -	36.716	138.4	25.257	126.4	1:01.973	16 -	36.325	135.3	25.927	124.7	1:02.252
3 -	35.409	138.1	25.387	126.1	1:00.796	17 -	36.878	137.5	27.119	125.2	1:03.997
4 -	40.528	130.1	27.701	119.4	1:08.229	18 -	36.858	137.5	25.573	125.7	1:02.431
5 -	39.814	134.8	27.084	124.7	1:06.898	19 -	36.427	137.2	25.514	126.4	1:01.941
6 -	38.651	133.9	26.557	125.2	1:05.208	20 -	37.535	137.2	26.279	121.8	1:03.814
7 -	37.349	137.2	25.771	125.7	1:03.120	21 -	36.148	138.4	25.471	126.1	1:01.619
8 -	37.631	137.5	26.032	126.4	1:03.663	22 -	37.368	137.2	25.739	125.9	1:03.107
9 -	37.159	137.8	25.223	127.1	1:02.382	23 -	36.296	137.0	29.775	90.1	1:06.071
10 -	37.266	137.2	25.626	126.9	1:02.892	24 -	40.546	134.2	26.646	120.1	1:07.192
11 -	39.115	135.8	26.390	125.7	1:05.505	25 -	38.019	137.5	25.747	125.7	1:03.766
12 -	36.842	136.4	25.596	126.1	1:02.438	26 -	36.612	137.8	25.292	126.4	1:01.904
13 -	37.065	131.6	25.536	127.1	1:02.601	27 -	36.075	137.8	25.992	126.9	1:02.067
14 -	36.207	138.7	26.341	126.1	1:02.548						
46		Sean Paul BRESLIN		Team Parker Racing							
1 -	37.810	134.8	25.428	123.1	1:03.238	15 -	35.016	141.9	24.667	127.3	59.683
2 -	35.117	141.6	24.583	129.1	59.700	16 -	35.257	141.3	24.542	127.8	59.799
3 -	34.529	142.5	24.447	124.5	58.976	17 -	34.961	141.3	24.522	128.8	59.483
4 -	36.436	138.7	24.759	126.1	1:01.195	18 -	35.166	140.7	24.613	127.8	59.779
5 -	39.158	131.8	26.529	125.4	1:05.687	19 -	34.652	141.0	24.723	127.8	59.375
6 -	37.453	140.7	24.768	127.6	1:02.221	20 -	35.387	138.7	24.687	128.3	1:00.074
7 -	36.570	140.1	24.714	127.3	1:01.284	21 -	34.923	141.0	24.669	127.6	59.592
8 -	36.415	141.3	24.669	127.3	1:01.084	22 -	35.160	140.7	24.595	128.6	59.755
9 -	36.261	141.0	24.502	127.1	1:00.763	23 -	34.783	140.7	24.491	127.6	59.274
10 -	35.767	141.6	25.281	127.8	1:01.048	24 -	34.825	141.3	26.404	119.4	1:01.229
11 -	36.219	140.1	24.718	127.3	1:00.937	25 -	38.469	136.4	24.888	126.6	1:03.357
12 -	35.482	140.7	24.514	127.8	59.996	26 -	37.845	139.8	24.697	127.3	1:02.542
13 -	35.171	141.6	24.504	127.8	59.675	27 -	36.084	139.5	24.862	127.8	1:00.946
14 -	34.919	141.9	24.417	127.6	59.336	28 -	35.689	139.8	24.681	127.6	1:00.370

Silverstone National
Circuit Length = 1.6390 miles
Start: 10:13 End: 10:42

Weather / Track : Cloudy / Dry

Porsche Carrera Cup Great Britain

ROUND 17 - SECTOR ANALYSIS

50		Paul HOGARTH				In2Racing					
1 -	37.999	135.3	25.811	127.8	1:03.810	15 -	35.498	140.1	24.601	129.1	1:00.099
2 -	35.565	138.7	25.112	128.8	1:00.677	16 -	35.408	138.1	24.771	130.1	1:00.179
3 -	35.247	137.2	25.273	128.3	1:00.520	17 -	35.625	139.8	24.614	129.8	1:00.239
4 -	39.545	137.2	26.229	126.4	1:05.774	18 -	35.857	139.5	24.679	129.3	1:00.536
5 -	38.646	136.4	25.742	128.1	1:04.388	19 -	35.387	138.1	24.769	129.3	1:00.156
6 -	38.527	136.4	25.421	128.3	1:03.948	20 -	35.316	138.7	24.687	129.6	1:00.003
7 -	38.563	136.7	25.385	128.3	1:03.948	21 -	35.867	138.9	24.580	129.1	1:00.447
8 -	37.943	137.2	24.898	129.1	1:02.841	22 -	35.465	138.7	24.527	129.8	59.992
9 -	37.290	138.1	24.843	128.8	1:02.133	23 -	35.815	137.5	24.973	129.1	1:00.788
10 -	36.731	139.8	24.744	129.1	1:01.475	24 -	35.549	138.4	24.864	129.1	1:00.413
11 -	36.140	138.9	24.817	129.1	1:00.957	25 -	37.409	137.2	25.359	128.8	1:02.768
12 -	36.767	139.8	24.521	129.6	1:01.288	26 -	35.804	137.2	25.105	128.6	1:00.909
13 -	36.243	139.5	24.720	129.3	1:00.963	27 -	35.394	137.8	25.079	129.1	1:00.473
14 -	35.922	140.1	24.542	129.8	1:00.464	28 -	35.324	139.5	24.964	130.1	1:00.288
56		Tommy DREELAN				Qserv					
1 -	39.024	126.9	26.418	125.9	1:05.442	14 -	38.126	140.1	27.688	119.0	1:05.814
2 -	36.741	138.1	26.516	126.6	1:03.257	15 -	37.729	131.6	26.807	123.6	1:04.536
3 -	37.369	137.2	25.797	126.9	1:03.166	16 -	37.422	132.4	26.464	125.0	1:03.886
4 -	39.796	127.6	28.194	118.6	1:07.990	17 -	37.562	135.8	26.558	123.4	1:04.120
5 -	40.231	129.3	27.808	122.2	1:08.039	18 -	37.055	139.5	27.206	120.5	1:04.261
6 -	39.540	134.5	26.280	125.9	1:05.820	19 -	37.996	133.2	26.968	122.5	1:04.964
7 -	38.932	135.8	26.613	116.9	1:05.545	20 -	37.452	137.0	26.181	125.7	1:03.633
8 -	38.233	139.2	26.685	121.1	1:04.918	21 -	38.815	129.6	26.607	112.0	1:05.422
9 -	37.943	137.2	26.465	124.5	1:04.408	22 -	37.729	133.9	27.308	120.9	1:05.037
10 -	37.472	139.8	25.905	125.9	1:03.377	23 -	37.825	136.7	26.403	122.0	1:04.228
11 -	38.571	137.5	27.808	123.8	1:06.379	24 -	38.875	132.9	27.906	120.7	1:06.781
12 -	37.934	128.3	26.461	122.5	1:04.395	25 -	37.960	136.1	26.407	124.7	1:04.367
13 -	39.107	137.2	26.163	121.8	1:05.270	26 -	37.107	139.2	26.023	126.9	1:03.130
60		Nick TANDY				Porsche Motorsport					
1 -	38.102	138.9	24.650	129.6	1:02.752	15 -	34.858	140.1	24.063	129.6	58.921
2 -	34.258	141.9	24.207	130.1	58.465	16 -	34.553	140.4	24.084	128.6	58.637
3 -	34.078	141.3	24.043	129.6	58.121	17 -	34.856	140.1	24.369	128.8	59.225
4 -	34.610	141.3	23.863	129.8	58.473	18 -	34.757	140.4	24.261	129.6	59.018
5 -	36.150	139.8	24.901	129.1	1:01.051	19 -	35.040	138.9	24.239	129.8	59.279
6 -	36.176	138.4	24.805	128.6	1:00.981	20 -	35.053	139.8	24.227	128.8	59.280
7 -	36.624	138.9	24.148	128.6	1:00.772	21 -	34.754	139.8	24.117	129.6	58.871
8 -	35.352	140.1	24.155	128.8	59.507	22 -	34.629	140.4	24.231	129.3	58.860
9 -	35.011	139.8	24.005	128.8	59.016	23 -	34.955	139.8	24.397	128.8	59.352
10 -	34.933	140.4	23.926	129.1	58.859	24 -	34.932	140.4	24.387	130.1	59.319
11 -	34.693	140.7	24.050	129.6	58.743	25 -	34.807	140.1	24.749	128.1	59.556
12 -	35.400	141.0	24.033	128.8	59.433	26 -	35.324	140.4	24.554	129.8	59.878
13 -	34.762	140.1	24.294	128.1	59.056	27 -	35.266	140.7	24.351	129.1	59.617
14 -	34.740	140.1	24.322	129.1	59.062	28 -	35.311	141.0	24.550	128.8	59.861
78		Glynn GEDDIE				Parr Motorsport					
1 -	37.531	137.8	25.621	128.1	1:03.152	15 -	35.908	138.1	24.869	127.1	1:00.777
2 -	35.064	140.7	24.378	129.1	59.442	16 -	37.127	135.6	25.250	126.9	1:02.377
3 -	35.076	140.4	24.462	126.6	59.538	17 -	36.690	137.2	25.183	127.8	1:01.873
4 -	36.584	137.5	24.722	129.3	1:01.306	18 -	36.125	138.7	24.926	127.1	1:01.051
5 -	38.602	115.9	27.117	125.2	1:05.719	19 -	35.398	138.9	25.025	126.6	1:00.423
6 -	38.281	131.3	25.532	127.6	1:03.813	20 -	35.692	135.0	24.926	127.8	1:00.618
7 -	37.232	133.9	25.206	127.6	1:02.438	21 -	35.791	138.9	24.643	127.3	1:00.434
8 -	37.056	138.9	24.986	127.1	1:02.042	22 -	35.618	138.4	24.660	126.6	1:00.278
9 -	36.894	137.2	24.899	127.8	1:01.793	23 -	35.329	138.7	24.641	127.3	59.970
10 -	36.097	138.4	24.790	127.3	1:00.887	24 -	36.154	138.7	24.778	126.6	1:00.932
11 -	36.401	137.8	25.137	127.3	1:01.538	25 -	37.550	137.5	25.309	127.3	1:02.859
12 -	35.837	138.9	24.654	127.8	1:00.491	26 -	36.871	138.4	24.927	125.9	1:01.798
13 -	36.105	137.5	25.030	126.4	1:01.135	27 -	36.104	139.2	24.886	127.8	1:00.990
14 -	36.319	137.5	24.964	127.1	1:01.283	28 -	36.118	138.7	24.731	127.8	1:00.849

Silverstone National
Circuit Length = 1.6390 miles
Start: 10:13 End: 10:42

Weather / Track : Cloudy / Dry

Porsche Carrera Cup Great Britain
ROUND 17 - SECTOR ANALYSIS

79	Alasdair McCAIG					Qserv					
1 -	38.918	122.0	25.541	126.4	1:04.459	15 -	35.853	139.2	24.560	126.1	1:00.413
2 -	35.525	138.9	25.692	126.9	1:01.217	16 -	35.788	137.0	25.040	126.6	1:00.828
3 -	34.896	140.4	25.019	118.8	59.915	17 -	36.398	138.1	24.732	126.6	1:01.130
4 -	41.061	122.2	27.171	114.9	1:08.232	18 -	35.540	139.5	25.528	126.4	1:01.068
5 -	38.636	127.1	27.358	115.5	1:05.994	19 -	35.400	138.1	25.031	126.4	1:00.431
6 -	38.382	130.6	26.375	124.0	1:04.757	20 -	36.001	138.1	25.030	127.1	1:01.031
7 -	37.741	136.1	25.335	125.4	1:03.076	21 -	35.998	138.7	24.631	127.3	1:00.629
8 -	37.046	138.7	24.937	125.9	1:01.983	22 -	35.754	137.5	24.982	126.1	1:00.736
9 -	36.667	138.9	24.658	125.2	1:01.325	23 -	36.137	138.7	24.914	127.1	1:01.051
10 -	36.654	138.9	25.512	124.7	1:02.166	24 -	36.745	138.7	24.695	126.9	1:01.440
11 -	37.367	137.8	24.610	125.9	1:01.977	25 -	35.512	139.5	24.465	127.3	59.977
12 -	35.826	138.9	24.750	126.4	1:00.576	26 -	35.970	138.7	24.615	126.9	1:00.585
13 -	35.734	139.2	24.455	127.1	1:00.189	27 -	39.252	130.6	25.151	126.4	1:04.403
14 -	35.724	139.5	24.529	127.1	1:00.253						

Porsche Carrera Cup Great Britain
ROUND 17 - SPEED TRAPS

SECTOR 1				SECTOR 2			FINISH LINE			
POS	NO	NAME	MPH	NO	NAME	MPH	NO	NAME	MPH	
1	2	Tim HARVEY	143.1	5	Sam HANCOCK	130.6	5	Sam HANCOCK	130.6	
2	7	Charles BATEMAN	142.8	7	Charles BATEMAN	130.3	7	Charles BATEMAN	130.3	
3	15	Nigel RICE	142.5	24	Steve RANCE	130.3	24	Steve RANCE	130.3	
4	46	Sean Paul BRESLIN	142.5	34	Tony GILHAM	130.3	34	Tony GILHAM	130.3	
5	5	Sam HANCOCK	142.2	2	Tim HARVEY	130.1	2	Tim HARVEY	130.1	
6	44	Michael CAINE	141.9	6	Phil QUAIFE	130.1	6	Phil QUAIFE	130.1	
7	60	Nick TANDY	141.9	15	Nigel RICE	130.1	15	Nigel RICE	130.1	
8	8	Tim BRIDGMAN	141.3	50	Paul HOGARTH	130.1	50	Paul HOGARTH	130.1	
9	34	Tony GILHAM	141.3	60	Nick TANDY	130.1	60	Nick TANDY	130.1	
10	6	Phil QUAIFE	141.0	78	Glynn GEDDIE	129.3	78	Glynn GEDDIE	129.3	
11	24	Steve RANCE	140.7	46	Sean Paul BRESLIN	129.1	46	Sean Paul BRESLIN	129.1	
12	78	Glynn GEDDIE	140.7	44	Michael CAINE	128.6	44	Michael CAINE	128.6	
13	79	Alasdair McCAIG	140.4	8	Tim BRIDGMAN	128.1	8	Tim BRIDGMAN	128.1	
14	50	Paul HOGARTH	140.1	42	Graeme MUNDY	127.3	42	Graeme MUNDY	127.3	
15	56	Tommy DREELAN	140.1	79	Alasdair McCAIG	127.3	79	Alasdair McCAIG	127.3	
16	42	Graeme MUNDY	139.5	45	Mark McALEER	127.1	45	Mark McALEER	127.1	
17	45	Mark McALEER	138.7	56	Tommy DREELAN	126.9	56	Tommy DREELAN	126.9	
18	23	Robin CLARK	131.8	23	Robin CLARK	117.1	23	Robin CLARK	117.1	

Porsche Carrera Cup Great Britain

ROUND 17 - BEST SECTORS

SECTOR 1			SECTOR 2			IDEAL / BEST COMPARISON						
POS	NO	NAME	TIME	NO	NAME	TIME	POS	NO	NAME	IDEAL	BEST	DIFF
1	5	HANCOCK	33.986	60	TANDY	23.863	1	60	TANDY	57.941	58.121	0.180
2	6	QUAIFE	34.013	8	BRIDGMAN	23.970	2	5	HANCOCK	57.983	58.087	0.104
3	8	BRIDGMAN	34.048	5	HANCOCK	23.997	3	8	BRIDGMAN	58.018	58.018	0.000
4	60	TANDY	34.078	6	QUAIFE	24.039	4	6	QUAIFE	58.052	58.052	0.000
5	2	HARVEY	34.092	44	CAINE	24.072	5	44	CAINE	58.166	58.247	0.081
6	44	CAINE	34.094	2	HARVEY	24.085	6	2	HARVEY	58.177	58.393	0.216
7	7	BATEMAN	34.193	15	RICE	24.157	7	7	BATEMAN	58.506	58.671	0.165
8	15	RICE	34.368	7	BATEMAN	24.313	8	15	RICE	58.525	58.885	0.360
9	46	BRESLIN	34.529	34	GILHAM	24.319	9	34	GILHAM	58.896	59.079	0.183
10	34	GILHAM	34.577	78	GEDDIE	24.378	10	46	BRESLIN	58.946	58.976	0.030
11	42	MUNDY	34.656	24	RANCE	24.389	11	24	RANCE	59.111	59.476	0.365
12	24	RANCE	34.722	46	BRESLIN	24.417	12	42	MUNDY	59.254	59.359	0.105
13	79	McCAIG	34.896	79	McCAIG	24.455	13	79	McCAIG	59.351	59.915	0.564
14	78	GEDDIE	35.064	50	HOGARTH	24.521	14	78	GEDDIE	59.442	59.442	0.000
15	50	HOGARTH	35.247	42	MUNDY	24.598	15	50	HOGARTH	59.768	59.992	0.224
16	45	McALEER	35.409	45	McALEER	25.223	16	45	McALEER	1:00.632	1:00.796	0.164
17	56	DREELAN	36.741	56	DREELAN	25.797	17	56	DREELAN	1:02.538	1:03.130	0.592
18	23	CLARK	37.885	23	CLARK	27.256	18	23	CLARK	1:05.141	1:05.481	0.340
Perfect lap										57.849		

Porsche Carrera Cup Great Britain
ROUND 17 - LAP CHART

Lap 1			Lap 2			Lap 3			Lap 4			Lap 5		
No	Behind	Laptime	No	Behind	Laptime	No	Behind	Laptime	No	Behind	Laptime	No	Behind	Laptime
6		1:01.441	6		58.716	6		58.052	6		58.367	60		1:01.051
8	0.686	1:01.813	8	0.669	58.699	8	0.635	58.018	60	1.533	58.473	6	1.600	1:04.184
60	1.609	1:02.752	60	1.358	58.465	60	1.427	58.121	5	3.572	59.274	2	5.080	1:02.724
44	2.281	1:02.766	5	2.630	58.694	5	2.665	58.087	44	3.995	59.124	5	5.770	1:04.782
5	2.652	1:02.812	44	3.043	59.478	44	3.238	58.247	2	4.940	59.410	15	7.847	1:04.094
2	3.027	1:03.425	2	3.420	59.109	2	3.897	58.529	15	6.337	1:00.123	7	7.874	1:03.575
15	3.338	1:03.512	15	3.748	59.126	15	4.581	58.885	7	6.883	1:00.430	34	10.061	1:04.451
7	3.564	1:03.426	7	4.201	59.353	7	4.820	58.671	34	8.194	1:01.008	46	11.845	1:05.687
34	3.801	1:03.321	34	4.526	59.441	34	5.553	59.079	46	8.742	1:01.195	78	12.762	1:05.719
46	4.006	1:03.238	46	4.990	59.700	46	5.914	58.976	78	9.627	1:01.306	44	15.695	1:14.284
78	4.476	1:03.152	78	5.202	59.442	78	6.688	59.538	24	15.757	1:04.312	24	19.160	1:05.987
42	4.837	1:03.305	42	6.054	59.933	42	7.361	59.359	50	17.593	1:05.774	50	19.397	1:04.388
24	5.180	1:03.619	50	7.718	1:00.677	24	9.812	59.476	79	20.510	1:08.232	79	23.920	1:05.994
50	5.757	1:03.810	24	8.388	1:01.924	50	10.186	1:00.520	8	23.655	1:21.387	45	28.611	1:06.898
79	6.281	1:04.459	79	8.782	1:01.217	79	10.645	59.915	45	24.297	1:08.229	42	29.854	1:04.879
56	8.011	1:05.442	45	11.691	1:01.973	45	14.435	1:00.796	56	27.289	1:07.990	56	32.744	1:08.039
45	8.434	1:05.594	56	12.552	1:03.257	56	17.666	1:03.166	42	27.559	1:18.565	23	49.985	1:13.263
23	10.320	1:06.858	23	17.085	1:05.481	23	25.166	1:06.133	23	39.306	1:12.507			

Porsche Carrera Cup Great Britain
ROUND 17 - LAP CHART

Lap 6			Lap 7			Lap 8			Lap 9			Lap 10		
No	Behind	Laptime	No	Behind	Laptime	No	Behind	Laptime	No	Behind	Laptime	No	Behind	Laptime
60		1:00.981	60		1:00.772	60		59.507	60		59.016	60		58.859
6	1.193	1:00.574	6	1.205	1:00.784	6	1.490	59.792	6	2.264	59.790	6	2.985	59.580
2	5.010	1:00.911	23	1 LAP	1:13.533	2	4.437	1:00.140	2	4.632	59.211	2	5.519	59.746
5	5.250	1:00.461	2	3.804	59.566	5	4.637	1:00.174	5	4.897	59.276	5	5.672	59.634
15	9.133	1:02.267	5	3.970	59.492	15	10.921	1:00.570	15	11.659	59.754	15	12.279	59.479
7	10.257	1:03.364	15	9.858	1:01.497	7	11.280	1:00.203	7	12.093	59.829	7	13.008	59.774
34	12.243	1:03.163	7	10.584	1:01.099	34	14.598	1:01.185	34	16.327	1:00.745	34	17.670	1:00.202
46	13.085	1:02.221	34	12.920	1:01.449	46	15.174	1:01.084	46	16.921	1:00.763	44	18.462	59.582
78	15.594	1:03.813	46	13.597	1:01.284	23	1 LAP	1:14.370	44	17.739	1:00.016	46	19.110	1:01.048
44	16.064	1:01.350	44	16.337	1:01.045	44	16.739	59.909	78	22.572	1:01.793	78	24.600	1:00.887
24	21.782	1:03.603	78	17.260	1:02.438	78	19.795	1:02.042	23	1 LAP	1:10.060	24	33.401	1:01.617
50	22.364	1:03.948	24	24.154	1:03.144	24	27.655	1:03.008	24	30.643	1:02.004	50	34.607	1:01.475
79	27.696	1:04.757	50	25.540	1:03.948	50	28.874	1:02.841	50	31.991	1:02.133	79	38.092	1:02.166
42	32.074	1:03.201	79	30.000	1:03.076	79	32.476	1:01.983	79	34.785	1:01.325	23	1 LAP	1:10.314
45	32.838	1:05.208	42	34.001	1:02.699	42	37.280	1:02.786	42	40.580	1:02.316	42	43.244	1:01.523
56	37.583	1:05.820	45	35.186	1:03.120	45	39.342	1:03.663	45	42.708	1:02.382	45	46.741	1:02.892
			56	42.356	1:05.545	56	47.767	1:04.918	56	53.159	1:04.408	56	57.677	1:03.377

Porsche Carrera Cup Great Britain
ROUND 17 - LAP CHART

Lap 11			Lap 12			Lap 13			Lap 14			Lap 15		
No	Behind	Laptime	No	Behind	Laptime	No	Behind	Laptime	No	Behind	Laptime	No	Behind	Laptime
60		58.743	60		59.433	60		59.056	60		59.062	60		58.921
6	3.816	59.574	6	3.821	59.438	23	2 LAPS	1:09.943	45	1 LAP	1:02.601	2	3.748	58.791
2	5.424	58.648	2	4.442	58.451	2	4.390	59.004	2	3.878	58.550	45	1 LAP	1:02.548
5	5.944	59.015	5	4.932	58.421	6	4.867	1:00.102	6	5.274	59.469	6	5.109	58.756
15	12.881	59.345	56	1 LAP	1:06.379	5	5.122	59.246	5	6.136	1:00.076	5	5.888	58.673
7	13.485	59.220	15	13.283	59.835	56	1 LAP	1:04.395	23	2 LAPS	1:10.910	15	14.375	59.326
44	18.977	59.258	7	13.600	59.548	15	13.235	59.008	15	13.970	59.797	7	14.758	59.154
34	19.486	1:00.559	44	18.733	59.189	7	13.653	59.109	7	14.525	59.934	44	18.407	59.280
46	21.304	1:00.937	34	20.028	59.975	44	18.576	58.899	56	1 LAP	1:05.270	34	22.275	59.934
78	27.395	1:01.538	46	21.867	59.996	34	20.754	59.782	44	18.048	58.534	46	23.522	59.683
24	35.780	1:01.122	78	28.453	1:00.491	46	22.486	59.675	34	21.262	59.570	56	1 LAP	1:05.814
50	36.821	1:00.957	24	37.242	1:00.895	78	30.532	1:01.135	46	22.760	59.336	23	2 LAPS	1:10.582
79	41.326	1:01.977	50	38.676	1:01.288	24	38.821	1:00.635	78	32.753	1:01.283	78	34.609	1:00.777
42	46.402	1:01.901	79	42.469	1:00.576	50	40.583	1:00.963	24	40.954	1:01.195	24	42.131	1:00.098
23	1 LAP	1:09.580	42	48.374	1:01.405	79	43.602	1:00.189	50	41.985	1:00.464	50	43.163	1:00.099
45	53.503	1:05.505	45	56.508	1:02.438	42	50.964	1:01.646	79	44.793	1:00.253	79	46.285	1:00.413
									42	54.980	1:03.078	42	58.112	1:02.053

Porsche Carrera Cup Great Britain
ROUND 17 - LAP CHART

Lap 16			Lap 17			Lap 18			Lap 19			Lap 20		
No	Behind	Laptime	No	Behind	Laptime	No	Behind	Laptime	No	Behind	Laptime	No	Behind	Laptime
60		58.637	60		59.225	60		59.018	60		59.279	60		59.280
2	3.504	58.393	42	1 LAP	1:02.055	2	3.866	59.004	2	3.358	58.771	2	3.241	59.163
6	6.286	59.814	2	3.880	59.601	42	1 LAP	1:02.527	6	5.975	59.125	23	3 LAPS	1:08.586
5	6.921	59.670	6	5.907	58.846	6	6.129	59.240	5	6.300	59.005	6	6.190	59.495
45	1 LAP	1:03.034	5	6.472	58.776	5	6.574	59.120	42	1 LAP	1:02.480	5	6.412	59.392
15	15.152	59.414	45	1 LAP	1:02.252	7	15.665	58.955	15	15.865	58.939	42	1 LAP	1:02.488
7	15.614	59.493	7	15.728	59.339	15	16.205	59.165	7	16.833	1:00.447	15	15.657	59.072
44	19.080	59.310	15	16.058	1:00.131	45	1 LAP	1:03.997	44	18.382	58.856	7	16.677	59.124
34	23.150	59.512	44	18.772	58.917	44	18.805	59.051	45	1 LAP	1:02.431	44	17.664	58.562
46	24.684	59.799	34	23.104	59.179	34	23.188	59.102	34	23.367	59.458	45	1 LAP	1:01.941
56	1 LAP	1:04.536	46	24.942	59.483	46	25.703	59.779	46	25.799	59.375	34	23.701	59.614
23	2 LAPS	1:08.870	56	1 LAP	1:03.886	56	1 LAP	1:04.120	78	44.174	1:00.423	46	26.593	1:00.074
78	38.349	1:02.377	78	40.997	1:01.873	78	43.030	1:01.051	56	1 LAP	1:04.261	78	45.512	1:00.618
24	43.776	1:00.282	24	44.760	1:00.209	24	46.236	1:00.494	24	46.573	59.616	24	46.992	59.699
50	44.705	1:00.179	23	2 LAPS	1:08.851	50	47.237	1:00.536	50	48.114	1:00.156	50	48.837	1:00.003
79	48.476	1:00.828	50	45.719	1:00.239	79	52.431	1:01.068	79	53.583	1:00.431	56	1 LAP	1:04.964
			79	50.381	1:01.130	23	2 LAPS	1:09.506				79	55.334	1:01.031

Porsche Carrera Cup Great Britain
ROUND 17 - LAP CHART

Lap 21			Lap 22			Lap 23			Lap 24			Lap 25		
No	Behind	Laptime	No	Behind	Laptime	No	Behind	Laptime	No	Behind	Laptime	No	Behind	Laptime
60		58.871	60		58.860	60		59.352	60		59.319	60		59.556
2	3.421	59.051	2	3.398	58.837	56	2 LAPS	1:05.422	79	1 LAP	1:01.051	2	1.849	58.798
6	6.835	59.516	5	6.936	58.525	2	2.966	58.920	2	2.607	58.960	79	1 LAP	1:01.440
5	7.271	59.730	6	8.630	1:00.655	5	6.357	58.773	5	6.210	59.172	5	6.080	59.426
42	1 LAP	1:02.163	15	17.029	59.711	6	9.210	59.932	56	2 LAPS	1:05.037	6	9.741	59.755
15	16.178	59.392	7	17.362	59.584	15	16.725	59.048	6	9.542	59.651	56	2 LAPS	1:04.228
7	16.638	58.832	44	18.010	59.202	7	17.048	59.038	15	16.831	59.425	15	16.766	59.491
44	17.668	58.875	42	1 LAP	1:02.774	44	17.442	58.784	44	17.550	59.427	44	16.978	58.984
23	3 LAPS	1:11.591	34	26.447	59.943	42	1 LAP	1:01.821	7	17.913	1:00.184	46	33.842	1:03.357
34	25.364	1:00.534	46	28.209	59.755	34	26.722	59.627	42	1 LAP	1:02.118	42	1 LAP	1:12.045
46	27.314	59.592	23	3 LAPS	1:10.276	46	28.131	59.274	46	30.041	1:01.229	45	1 LAP	1:07.192
45	1 LAP	1:03.814	45	1 LAP	1:01.619	45	1 LAP	1:03.107	45	1 LAP	1:06.071	34	49.281	1:01.943
78	47.075	1:00.434	78	48.493	1:00.278	23	3 LAPS	1:08.346	34	46.894	1:19.491	78	54.027	1:02.859
24	47.773	59.652	24	48.908	59.995	78	49.111	59.970	23	3 LAPS	1:08.803	50	57.287	1:02.768
50	50.413	1:00.447	50	51.545	59.992	50	52.981	1:00.788	78	50.724	1:00.932	24	58.042	1:02.047
56	1 LAP	1:03.633	79	58.968	1:00.736	24	55.145	1:05.589	50	54.075	1:00.413	23	3 LAPS	1:10.778
79	57.092	1:00.629							24	55.551	59.725			

Porsche Carrera Cup Great Britain
ROUND 17 - LAP CHART

Lap 26			Lap 27			Lap 28		
No	Behind	Laptime	No	Behind	Laptime	No	Behind	Laptime
60		59.878	60		59.617	60		59.861
2	1.716	59.745	2	1.332	59.233	2	0.563	59.092
79	1 LAP	59.977	79	1 LAP	1:00.585	24	1 LAP	1:01.443
5	6.034	59.832	5	6.560	1:00.143	5	6.668	59.969
6	10.261	1:00.398	23	4 LAPS	1:09.498	79	1 LAP	1:04.403
44	17.500	1:00.400	6	10.861	1:00.217	6	13.500	1:02.500
15	18.766	1:01.878	44	16.954	59.071	44	16.599	59.506
56	2 LAPS	1:06.781	15	19.214	1:00.065	23	4 LAPS	1:08.427
46	36.506	1:02.542	56	2 LAPS	1:04.367	15	19.217	59.864
42	1 LAP	1:05.629	46	37.835	1:00.946	56	2 LAPS	1:03.130
34	51.106	1:01.703	42	1 LAP	1:04.881	46	38.344	1:00.370
45	1 LAP	1:03.766	34	51.944	1:00.455	34	52.088	1:00.005
78	55.947	1:01.798	45	1 LAP	1:01.904	42	1 LAP	1:04.103
50	58.318	1:00.909	78	57.320	1:00.990	45	1 LAP	1:02.067
24	59.093	1:00.929	50	59.174	1:00.473	78	58.308	1:00.849
						50	59.601	1:00.288

Porsche Carrera Cup Great Britain

ROUND 17 - POSITION CHART

No	Name	Laps Pos																												
			1	2	3	4	5	6	7	8	9	10	11	12	13	14	15	16	17	18	19	20	21	22	23	24	25	26	27	28
6	QUAIFE	1	6	6	6	6	60	60	60	60	60	60	60	60	60	60	60	60	60	60	60	60	60	60	60	60	60	60	60	60
8	BRIDGMAN	2	8	8	8	60	6	6	6	6	6	6	6	2	2	2	2	2	2	2	2	2	2	2	2	2	2	2	2	2
60	TANDY	3	60	60	60	5	2	2	2	2	2	2	2	6	6	6	6	6	6	6	6	6	5	5	5	5	5	5	5	
44	CAINE	4	44	5	5	44	5	5	5	5	5	5	5	5	5	5	5	5	5	5	5	5	6	6	6	6	6	6	6	
5	HANCOCK	5	5	44	44	2	15	15	15	15	15	15	15	15	15	15	15	15	7	7	15	15	15	15	15	15	15	15	44	44
2	HARVEY	6	2	2	2	15	7	7	7	7	7	7	7	7	7	7	7	7	15	15	7	7	7	7	7	44	44	15	15	15
15	RICE	7	15	15	15	7	34	34	34	34	34	34	44	44	44	44	44	44	44	44	44	44	44	44	44	44	7	46	46	46
7	BATEMAN	8	7	7	7	34	46	46	46	46	46	44	34	34	34	34	34	34	34	34	34	34	34	34	34	34	46	34	34	34
34	GILHAM	9	34	34	34	46	78	78	44	44	44	46	46	46	46	46	46	46	46	46	46	46	46	46	46	34	78	78	78	78
46	BRESLIN	10	46	46	46	78	44	44	78	78	78	78	78	78	78	78	78	78	78	78	78	78	78	78	78	78	50	50	50	50
78	GEDDIE	11	78	78	78	24	24	24	24	24	24	24	24	24	24	24	24	24	24	24	24	24	24	24	24	50	50	24	24	24
42	MUNDY	12	42	42	42	50	50	50	50	50	50	50	50	50	50	50	50	50	50	50	50	50	50	50	24	24	79	79	79	
24	RANCE	13	24	50	24	79	79	79	79	79	79	79	79	79	79	79	79	79	79	79	79	79	79	79	79	79	42	42	42	
50	HOGARTH	14	50	24	50	8	45	42	42	42	42	42	42	42	42	42	42	42	42	42	42	42	42	42	42	42	45	45	45	
79	McCAIG	15	79	79	79	45	42	45	45	45	45	45	45	45	45	45	45	45	45	45	45	45	45	45	45	45	56	56		
56	DREELAN	16	56	45	45	56	56	56	56	56	56	56	56	56	56	56	56	56	56	56	56	56	56	56	56	56	56	56		
45	McALEER	17	45	56	56	42	23	23	23	23	23	23	23	23	23	23	23	23	23	23	23	23	23	23	23	23	23			
23	CLARK	18	23	23	23	23																								

Silverstone National
 Circuit Length = 1.6390 miles
 Start: 10:13 End: 10:42

Porsche Carrera Cup Great Britain

ROUND 18 - CLASSIFICATION

POS	NO	CL	NAME	NAT	ENTRY	LAPS	TIME	GAP	DIFF	MPH	BEST	ON
1	2	P	Tim HARVEY	GBR	Red Line Racing	26	30:04.876			84.99	1:07.761	9
2	6	P	Phil QUAIFFE	GBR	Jota	26	30:06.011	1.135	1.135	84.94	1:08.512	5
3	5	P	Sam HANCOCK	GBR	Jota	26	30:06.484	1.608	0.473	84.92	1:07.708	4
4	44	P	Michael CAINE	GBR	Team Parker Racing	26	30:07.503	2.627	1.019	84.87	1:08.463	14
5	78	A2	Glynn GEDDIE	GBR	Parr Motorsport	26	30:53.209	48.333	45.706	82.78	1:09.839	14
6	15	A1	Nigel RICE	GBR	Red Line Racing	26	30:53.883	49.007	0.674	82.75	1:09.707	13
7	24	A2	Steve RANCE	GBR	Parr Motorsport	26	30:55.048	50.172	1.165	82.69	1:09.819	12
8	34	A1	Tony GILHAM	GBR	ReDesign Racing	25	30:07.661	1 lap	1 lap	81.60	1:09.852	12
9	8	P	Tim BRIDGMAN	GBR	Team Parker Racing	25	30:10.941	1 lap	3.280	81.45	1:08.329	12
10	50	A2	Paul HOGARTH	GBR	In2Racing	25	30:25.409	1 lap	14.468	80.80	1:11.470	6
11	60	P	Nick TANDY	GBR	Porsche Motorsport	25	30:35.494	1 lap	10.085	80.36	1:07.734	9
12	45	A2	Mark McALEER	GBR	Porsche Motorsport	25	31:03.211	1 lap	27.717	79.16	1:12.422	6
13	79	A2	Alasdair McCAIG	GBR	Qserv	25	31:05.886	1 lap	2.675	79.05	1:11.916	23
14	42	A2	Graeme MUNDY	GBR	Rss Performance	25	31:12.570	1 lap	6.684	78.77	1:13.003	25
15	56	A2	Tommy DREELAN	GBR	Qserv	24	30:21.517	2 laps	1 lap	77.74	1:14.095	8
16	23	A2	Robin CLARK	GBR	Parr Motorsport	22	30:24.916	4 laps	2 laps	71.13	1:20.223	17
NOT CLASSIFIED												
DNF	46	A1	Sean Paul BRESLIN	GBR	Team Parker Racing	14	17:06.695	12 laps	8 laps	80.45	1:10.727	14
DNF	7	P	Charles BATEMAN	GBR	Team Parker Racing	3	3:48.704	23 laps	11 laps	77.39	1:12.603	3
FASTEST LAP												
5	P	Sam HANCOCK	GBR	Jota	4	1:07.708		87.14 mph		140.24 kph		
15	A1	Nigel RICE	GBR	Red Line Racing	13	1:09.707		84.64 mph		136.22 kph		
24	A2	Steve RANCE	GBR	Parr Motorsport	12	1:09.819		84.50 mph		136.00 kph		

Weather / Track : Cloudy / Wet

These results are provisional until the conclusion of any judicial and technical matters.

Silverstone National
Circuit Length = 1.6390 miles
Start: 16:05 End: 16:36

Clerk of Course :	Timekeeper :
-------------------	--------------

Porsche Carrera Cup Great Britain

ROUND 18 - SECTOR ANALYSIS

2		Tim HARVEY										Red Line Racing				
1-	42.964	114.1	30.982	113.7	1:13.946	14-	40.523	124.3	28.611	113.4	1:09.134					
2-	41.163	122.9	29.638	114.1	1:10.801	15-	39.443	124.5	29.315	113.2	1:08.758					
3-	40.345	120.1	29.037	114.1	1:09.382	16-	40.178	124.7	28.431	118.8	1:08.609					
4-	40.230	114.5	29.010	115.9	1:09.240	17-	39.879	125.2	28.584	117.7	1:08.463					
5-	40.191	114.1	29.234	116.3	1:09.425	18-	39.773	127.1	28.940	116.9	1:08.713					
6-	39.918	119.6	28.508	117.5	1:08.426	19-	40.152	126.4	28.726	116.7	1:08.878					
7-	39.585	119.4	28.494	116.7	1:08.079	20-	40.224	122.5	28.990	117.3	1:09.214					
8-	39.615	119.4	29.913	115.3	1:09.528	21-	40.423	122.7	29.000	116.3	1:09.423					
9-	39.225	123.1	28.536	115.5	1:07.761	22-	40.690	127.6	29.359	117.3	1:10.049					
10-	39.318	124.3	28.730	117.5	1:08.048	23-	39.381	129.6	28.895	116.5	1:08.276					
11-	40.139	122.0	28.913	115.9	1:09.052	24-	39.737	125.0	29.065	117.1	1:08.802					
12-	40.214	119.6	29.149	116.1	1:09.363	25-	40.076	128.3	28.833	116.9	1:08.909					
13-	39.576	125.7	28.610	117.5	1:08.186	26-	39.433	126.9	28.762	116.9	1:08.195					
5		Sam HANCOCK										Jota				
1-	42.432	124.7	28.806	115.3	1:11.238	14-	40.039	131.8	28.626	117.7	1:08.665					
2-	39.738	130.1	28.667	116.7	1:08.405	15-	39.442	132.4	28.796	116.7	1:08.238					
3-	40.102	135.0	28.805	119.0	1:08.907	16-	39.648	131.8	29.000	113.4	1:08.648					
4-	39.306	135.8	28.402	119.0	1:07.708	17-	39.820	132.9	28.834	115.1	1:08.654					
5-	39.496	127.3	28.916	120.3	1:08.412	18-	39.745	130.6	29.263	116.1	1:09.008					
6-	39.401	130.3	28.720	120.1	1:08.121	19-	41.596	130.6	28.976	114.1	1:10.572					
7-	39.377	132.9	28.561	119.8	1:07.938	20-	40.570	133.9	29.127	113.9	1:09.697					
8-	39.632	134.2	28.670	118.1	1:08.302	21-	40.386	135.8	28.775	116.3	1:09.161					
9-	39.251	130.8	37.603	104.9	1:16.854	22-	41.301	131.8	29.427	115.9	1:10.728					
10-	40.299	131.3	28.511	116.1	1:08.810	23-	39.816	133.7	28.928	112.6	1:08.744					
11-	40.033	128.8	28.591	117.1	1:08.624	24-	39.679	133.2	28.931	115.3	1:08.610					
12-	40.238	131.3	28.606	116.9	1:08.844	25-	40.052	132.6	29.210	112.8	1:09.262					
13-	40.151	132.9	28.703	114.7	1:08.854	26-	39.798	128.6	29.154	115.3	1:08.952					
6		Phil QUAIFE										Jota				
1-	42.480	123.4	29.746	110.6	1:12.226	14-	39.870	128.1	28.687	117.5	1:08.557					
2-	40.678	125.0	28.912	113.2	1:09.590	15-	39.612	129.6	28.965	115.9	1:08.577					
3-	39.992	126.6	29.440	113.9	1:09.432	16-	39.815	120.7	29.048	116.9	1:08.863					
4-	40.038	135.3	28.729	115.7	1:08.767	17-	39.770	126.9	28.953	116.5	1:08.723					
5-	39.795	124.5	28.717	117.5	1:08.512	18-	39.917	127.1	29.187	115.5	1:09.104					
6-	40.012	121.8	29.305	112.0	1:09.317	19-	41.427	127.6	29.392	113.7	1:10.819					
7-	39.698	129.1	28.894	115.9	1:08.592	20-	40.381	126.6	28.901	116.3	1:09.282					
8-	39.873	128.1	28.840	115.5	1:08.713	21-	40.088	127.1	29.362	110.2	1:09.450					
9-	40.037	126.6	29.224	110.9	1:09.261	22-	40.729	132.1	28.811	117.1	1:09.540					
10-	40.148	127.6	28.765	115.1	1:08.913	23-	40.054	129.8	28.698	117.9	1:08.752					
11-	40.072	125.9	28.754	114.3	1:08.826	24-	40.226	127.8	29.137	117.1	1:09.363					
12-	40.405	126.6	28.728	115.1	1:09.133	25-	40.336	128.1	29.215	117.1	1:09.551					
13-	39.996	126.4	29.302	115.5	1:09.298	26-	39.902	126.9	29.016	112.2	1:08.918					
7		Charles BATEMAN										Team Parker Racing				
1-	43.553	114.5	32.378	108.1	1:15.931	3-	42.021	121.1	30.582	111.5	1:12.603					
2-	42.484	112.6	30.519	108.2	1:13.003											
8		Tim BRIDGMAN										Team Parker Racing				
1-	43.463	112.6	In		1:25.563P	14-	39.715	123.4	28.657	120.3	1:08.372					
2-	Out	118.8	29.065	116.3	2:06.295	15-	39.642	108.4	30.899	116.5	1:10.541					
3-	39.949	120.1	28.872	116.1	1:08.821	16-	39.912	130.1	28.769	117.9	1:08.681					
4-	40.817	115.3	29.031	114.5	1:09.848	17-	39.923	132.4	28.498	118.1	1:08.421					
5-	41.069	121.1	28.495	117.9	1:09.564	18-	39.818	116.7	28.985	118.6	1:08.803					
6-	40.299	122.5	29.093	116.9	1:09.392	19-	40.021	124.5	28.738	118.4	1:08.759					
7-	40.970	122.9	31.131	110.0	1:12.101	20-	40.059	123.4	28.841	118.1	1:08.900					
8-	40.258	117.9	29.770	110.4	1:10.028	21-	39.969	122.7	29.567	105.7	1:09.536					
9-	40.064	124.0	29.304	116.1	1:09.368	22-	39.930	122.9	28.692	119.4	1:08.622					
10-	39.853	128.3	28.503	118.4	1:08.356	23-	39.927	121.8	28.975	118.6	1:08.902					
11-	39.872	117.9	29.269	114.5	1:09.141	24-	41.013	129.6	29.089	109.8	1:10.102					
12-	39.743	122.2	28.586	117.5	1:08.329	25-	40.592	127.1	29.288	115.9	1:09.880					
13-	39.739	122.5	28.771	119.0	1:08.510											

Silverstone National
 Circuit Length = 1.6390 miles
 Start: 16:05 End: 16:36

Weather / Track : Cloudy / Wet

Porsche Carrera Cup Great Britain

ROUND 18 - SECTOR ANALYSIS

15		Nigel RICE				Red Line Racing					
1-	43.712	108.8	31.399	113.2	1:15.111	14-	41.304	125.2	29.842	115.5	1:11.146
2-	42.251	116.9	30.431	111.1	1:12.682	15-	41.555	122.2	30.057	115.5	1:11.612
3-	40.919	123.1	29.539	116.3	1:10.458	16-	40.767	115.3	30.123	115.7	1:10.890
4-	40.926	122.7	29.847	114.5	1:10.773	17-	41.122	126.6	29.455	116.5	1:10.577
5-	40.998	124.0	30.435	113.7	1:11.433	18-	40.805	121.1	30.232	110.9	1:11.037
6-	40.612	123.6	29.719	113.4	1:10.331	19-	41.787	124.5	29.814	114.3	1:11.601
7-	41.003	121.6	29.850	103.6	1:10.853	20-	40.382	121.1	30.256	115.1	1:10.638
8-	41.127	121.4	29.953	112.4	1:11.080	21-	41.841	128.6	29.627	114.3	1:11.468
9-	40.945	124.7	29.360	114.1	1:10.305	22-	40.945	120.1	29.504	114.3	1:10.449
10-	40.971	127.3	29.410	116.5	1:10.381	23-	40.863	121.1	29.742	113.9	1:10.605
11-	40.662	124.7	29.638	110.0	1:10.300	24-	41.871	121.4	29.706	115.9	1:11.577
12-	41.404	123.8	29.310	115.1	1:10.714	25-	40.602	127.6	29.615	114.9	1:10.217
13-	40.255	125.4	29.452	114.5	1:09.707	26-	41.109	121.6	29.990	111.7	1:11.099
23		Robin CLARK				Parr Motorsport					
1-	50.146	113.4	34.025	99.9	1:24.171	12-	46.578	117.3	33.724	98.4	1:20.302
2-	47.465	98.3	34.892	97.1	1:22.357	13-	49.204	105.5	35.042	95.9	1:24.246
3-	47.307	111.1	34.521	96.8	1:21.828	14-	46.627	104.4	35.166	93.5	1:21.793
4-	47.205	102.3	34.406	97.4	1:21.611	15-	48.137	114.5	34.217	95.7	1:22.354
5-	46.886	108.1	36.571	88.1	1:23.457	16-	48.440	104.2	34.555	100.8	1:22.995
6-	49.263	110.6	34.663	90.8	1:23.926	17-	45.779	121.8	34.444	99.0	1:20.223
7-	48.529	113.0	35.487	96.8	1:24.016	18-	46.432	105.2	36.517	93.9	1:22.949
8-	46.583	104.9	34.711	96.7	1:21.294	19-	47.098	96.0	34.341	91.2	1:21.439
9-	46.324	103.2	34.290	96.8	1:20.614	20-	47.190	114.5	34.231	93.7	1:21.421
10-	46.705	107.7	35.216	94.0	1:21.921	21-	47.640	98.4	37.655	91.6	1:25.295
11-	48.442	97.5	35.585	96.8	1:24.027	22-	46.964	102.8	34.839	94.0	1:21.803
24		Steve RANCE				Parr Motorsport					
1-	44.566	108.1	31.003	95.2	1:15.569	14-	41.867	135.6	29.201	112.6	1:11.068
2-	42.416	111.3	30.484	110.4	1:12.900	15-	41.516	130.1	29.637	114.5	1:11.153
3-	42.224	116.3	30.475	106.0	1:12.699	16-	40.409	121.1	29.734	113.9	1:10.143
4-	41.402	126.6	29.909	108.9	1:11.311	17-	40.853	132.4	29.870	112.2	1:10.723
5-	41.553	118.4	30.088	113.2	1:11.641	18-	41.251	131.3	29.666	109.5	1:10.917
6-	40.914	123.6	29.722	110.4	1:10.636	19-	41.531	121.8	29.877	102.5	1:11.408
7-	40.952	128.6	29.507	111.7	1:10.459	20-	41.306	135.3	29.329	110.4	1:10.635
8-	40.908	128.3	29.323	110.9	1:10.231	21-	41.042	129.6	29.735	107.9	1:10.777
9-	40.920	128.8	29.401	111.5	1:10.321	22-	40.994	126.9	29.741	104.9	1:10.735
10-	41.014	132.6	29.349	112.4	1:10.363	23-	41.018	133.7	29.409	110.7	1:10.427
11-	40.743	121.8	29.195	113.2	1:09.938	24-	41.102	129.3	29.784	107.9	1:10.886
12-	40.535	127.3	29.284	114.1	1:09.819	25-	40.628	127.1	29.788	109.7	1:10.416
13-	40.988	131.8	29.893	112.4	1:10.881	26-	40.799	123.8	30.048	109.8	1:10.847
34		Tony GILHAM				ReDesign Racing					
1-	42.852	112.6	31.359	112.2	1:14.211	14-	43.264	116.1	30.366	109.3	1:13.630
2-	41.576	122.7	31.344	108.6	1:12.920	15-	42.466	116.5	31.128	111.7	1:13.594
3-	42.428	118.1	30.407	113.4	1:12.835	16-	42.258	110.7	30.512	107.7	1:12.770
4-	41.437	123.6	29.892	108.9	1:11.329	17-	41.825	117.1	29.614	111.1	1:11.439
5-	41.282	115.5	30.285	111.7	1:11.567	18-	41.890	116.9	30.271	109.5	1:12.161
6-	40.937	122.7	30.011	114.5	1:10.948	19-	41.908	117.3	30.001	114.5	1:11.909
7-	40.687	126.4	29.557	114.5	1:10.244	20-	42.667	117.3	30.266	108.9	1:12.933
8-	40.788	127.1	29.663	112.6	1:10.451	21-	42.407	116.5	30.084	111.8	1:12.491
9-	40.870	129.1	29.621	113.9	1:10.491	22-	42.396	116.1	30.215	114.3	1:12.611
10-	40.646	132.9	29.390	115.5	1:10.036	23-	41.993	116.9	29.965	112.4	1:11.958
11-	40.728	125.4	29.640	114.7	1:10.368	24-	42.536	116.9	29.925	115.7	1:12.461
12-	40.413	126.1	29.439	115.3	1:09.852	25-	42.373	116.9	32.966	98.7	1:15.339
13-	41.380	116.9	30.430	112.0	1:11.810						
42		Graeme MUNDY				Rss Performance					
1-	51.462	106.4	30.860	103.4	1:22.322	14-	43.058	113.2	31.863	108.8	1:14.921
2-	43.137	109.5	31.481	100.8	1:14.618	15-	43.404	105.7	32.448	108.6	1:15.852
3-	43.840	109.1	31.289	104.5	1:15.129	16-	42.709	117.3	31.580	110.7	1:14.289
4-	43.522	110.9	32.495	104.7	1:16.017	17-	42.676	111.1	31.926	109.1	1:14.602
5-	42.782	110.0	31.114	110.2	1:13.896	18-	42.688	115.9	31.227	109.7	1:13.915

Silverstone National
Circuit Length = 1.6390 miles
Start: 16:05 End: 16:36

Weather / Track : Cloudy / Wet

Porsche Carrera Cup Great Britain

ROUND 18 - SECTOR ANALYSIS

6 -	42.682	115.9	31.057	107.4	1:13.739	19 -	43.349	115.7	32.014	110.0	1:15.363
7 -	42.824	113.0	30.888	108.4	1:13.712	20 -	43.285	119.8	30.751	102.3	1:14.036
8 -	42.422	113.6	30.854	108.4	1:13.276	21 -	42.902	115.3	31.097	106.7	1:13.999
9 -	42.706	112.4	30.627	109.7	1:13.333	22 -	43.095	118.6	30.811	105.2	1:13.906
10 -	43.006	107.2	31.293	107.7	1:14.299	23 -	43.179	120.1	31.218	105.5	1:14.397
11 -	42.506	112.0	31.767	106.0	1:14.273	24 -	42.676	115.7	30.545	108.6	1:13.221
12 -	42.283	114.1	31.604	106.0	1:13.887	25 -	42.308	120.3	30.695	109.8	1:13.003
13 -	43.363	117.1	30.449	108.6	1:13.812						
44	Michael CAINE					Team Parker Racing					
1 -	42.563	122.0	29.230	113.0	1:11.793	14 -	39.718	123.4	28.745	113.0	1:08.463
2 -	40.602	126.1	29.257	110.2	1:09.859	15 -	39.990	123.8	28.933	111.7	1:08.923
3 -	40.758	122.9	29.266	112.6	1:10.024	16 -	40.255	131.6	28.613	112.8	1:08.868
4 -	40.419	126.6	29.321	111.1	1:09.740	17 -	39.801	130.1	28.690	114.3	1:08.491
5 -	40.611	120.9	29.215	111.5	1:09.826	18 -	39.813	126.4	29.232	112.6	1:09.045
6 -	40.420	126.6	28.743	113.4	1:09.163	19 -	40.869	125.0	28.898	115.1	1:09.767
7 -	40.604	124.5	29.012	114.1	1:09.616	20 -	40.161	124.7	29.258	115.7	1:09.419
8 -	39.948	125.0	28.609	115.1	1:08.557	21 -	39.941	128.3	29.192	113.0	1:09.133
9 -	39.762	131.6	29.230	110.7	1:08.992	22 -	40.723	127.3	29.329	114.3	1:10.052
10 -	40.757	122.5	28.941	113.4	1:09.698	23 -	40.035	125.7	29.174	115.1	1:09.209
11 -	40.338	129.6	28.792	109.8	1:09.130	24 -	39.546	129.3	28.937	115.1	1:08.483
12 -	40.246	126.4	28.834	113.2	1:09.080	25 -	39.964	130.3	29.226	106.4	1:09.190
13 -	39.745	126.9	28.774	113.0	1:08.519	26 -	40.147	123.8	29.135	110.4	1:09.282
45	Mark McALEER					Porsche Motorsport					
1 -	46.627	106.2	31.590	98.7	1:18.217	14 -	42.667	116.1	32.873	105.2	1:15.540
2 -	43.498	120.1	32.535	99.9	1:16.033	15 -	43.356	106.5	32.079	106.7	1:15.435
3 -	43.141	119.6	30.619	104.0	1:13.760	16 -	42.065	123.1	30.815	104.2	1:12.880
4 -	41.997	117.5	30.872	104.2	1:12.869	17 -	42.498	117.9	31.402	105.2	1:13.900
5 -	42.382	109.7	30.565	107.0	1:12.947	18 -	42.549	120.1	31.498	104.7	1:14.047
6 -	41.886	122.2	30.536	106.4	1:12.422	19 -	42.556	119.8	31.757	102.9	1:14.313
7 -	42.075	120.1	31.100	106.0	1:13.175	20 -	42.669	108.8	31.926	103.9	1:14.595
8 -	41.770	127.1	30.903	106.5	1:12.673	21 -	43.259	114.7	31.249	104.7	1:14.508
9 -	43.137	123.1	30.952	107.2	1:14.089	22 -	42.735	118.1	31.817	101.7	1:14.552
10 -	42.843	121.4	31.512	102.9	1:14.355	23 -	43.793	110.0	31.664	106.4	1:15.457
11 -	42.565	121.8	31.320	104.9	1:13.885	24 -	42.422	122.7	31.167	105.2	1:13.589
12 -	42.329	120.5	31.117	102.8	1:13.446	25 -	42.347	119.4	31.515	105.5	1:13.862
13 -	42.392	123.1	31.014	106.5	1:13.406						
46	Sean Paul BRESLIN					Team Parker Racing					
1 -	46.847	99.9	31.787	102.3	1:18.634	8 -	41.728	123.6	30.071	107.2	1:11.799
2 -	44.411	117.5	31.587	102.9	1:15.998	9 -	41.998	117.3	30.777	107.9	1:12.775
3 -	42.538	116.3	30.662	106.0	1:13.200	10 -	42.247	115.3	30.542	108.2	1:12.789
4 -	42.148	121.4	30.459	106.0	1:12.607	11 -	41.469	123.8	30.122	106.7	1:11.591
5 -	42.385	110.6	30.622	108.1	1:13.007	12 -	41.383	124.3	29.816	110.0	1:11.199
6 -	41.641	119.2	29.890	108.2	1:11.531	13 -	41.121	127.3	29.909	110.2	1:11.030
7 -	41.615	121.8	29.923	109.7	1:11.538	14 -	40.995	123.6	29.732	110.6	1:10.727
50	Paul HOGARTH					In2Racing					
1 -	45.098	106.0	31.484	103.4	1:16.582	14 -	41.551	127.3	30.019	107.2	1:11.570
2 -	42.064	113.7	30.307	108.8	1:12.371	15 -	41.905	126.1	29.838	107.7	1:11.743
3 -	42.602	115.9	30.685	108.6	1:13.287	16 -	42.198	117.9	30.454	103.4	1:12.652
4 -	41.793	129.6	30.271	102.6	1:12.064	17 -	42.970	121.1	30.396	107.7	1:13.366
5 -	41.950	121.1	30.093	107.0	1:12.043	18 -	42.415	124.3	30.299	107.9	1:12.714
6 -	41.718	125.7	29.752	106.5	1:11.470	19 -	41.870	124.5	29.950	109.7	1:11.820
7 -	41.453	124.7	30.317	106.5	1:11.770	20 -	42.085	121.8	30.508	106.9	1:12.593
8 -	42.340	120.7	30.560	106.5	1:12.900	21 -	44.468	120.5	30.431	103.7	1:14.899
9 -	41.683	116.3	30.752	106.9	1:12.435	22 -	42.482	115.7	30.475	107.0	1:12.957
10 -	41.844	124.5	30.081	110.0	1:11.925	23 -	42.012	120.7	30.306	103.7	1:12.318
11 -	41.851	120.7	29.930	111.1	1:11.781	24 -	42.492	122.0	30.238	107.2	1:12.730
12 -	41.985	123.8	30.742	108.9	1:12.727	25 -	42.926	117.5	30.925	98.7	1:13.851
13 -	41.987	115.5	30.506	108.9	1:12.493						
56	Tommy DREELAN					Qserv					
1 -	47.467	108.9	31.385	103.6	1:18.852	13 -	43.194	125.7	31.313	102.9	1:14.507

Silverstone National
Circuit Length = 1.6390 miles
Start: 16:05 End: 16:36

Weather / Track : Cloudy / Wet

Porsche Carrera Cup Great Britain

ROUND 18 - SECTOR ANALYSIS

2-	44.311	114.1	32.104	98.3	1:16.415	14 -	42.526	125.9	31.769	99.1	1:14.295
3-	43.593	115.7	31.711	107.4	1:15.304	15 -	43.351	117.1	31.615	103.2	1:14.966
4-	44.257	108.4	32.722	104.0	1:16.979	16 -	43.196	119.8	32.960	101.2	1:16.156
5-	43.956	113.7	32.198	101.7	1:16.154	17 -	42.926	119.8	31.575	106.0	1:14.501
6-	43.403	115.9	31.686	105.0	1:15.089	18 -	43.661	117.5	31.600	106.4	1:15.261
7-	42.885	118.4	31.540	105.0	1:14.425	19 -	44.086	112.4	31.757	104.5	1:15.843
8-	42.662	118.4	31.433	104.4	1:14.095	20 -	43.129	120.3	31.923	106.7	1:15.052
9-	43.512	115.9	32.051	103.6	1:15.563	21 -	42.576	126.6	31.836	100.5	1:14.412
10-	43.154	111.8	31.674	98.5	1:14.828	22 -	43.197	125.9	32.744	101.8	1:15.941
11-	44.952	118.6	32.555	102.5	1:17.507	23 -	44.587	119.8	31.844	105.2	1:16.431
12-	43.304	124.7	31.520	105.0	1:14.824	24 -	43.376	120.5	31.615	104.9	1:14.991
60	Nick TANDY					Porsche Motorsport					
1-	43.928	117.3	30.301	119.6	1:14.229	14 -	39.748	131.1	29.332	114.3	1:09.080
2-	39.619	128.3	29.410	67.7	1:09.029	15 -	39.526	125.4	28.749	114.7	1:08.275
3-	50.041	127.3	29.381	114.1	1:19.422	16 -	39.468	128.8	29.389	110.2	1:08.857
4-	40.062	134.8	28.507	115.7	1:08.569	17 -	39.584	129.8	29.626	115.1	1:09.210
5-	39.772	121.1	29.712	116.5	1:09.484	18 -	41.291	137.0	28.684	114.1	1:09.975
6-	39.367	134.8	28.773	115.5	1:08.140	19 -	39.384	132.4	28.572	117.1	1:07.956
7-	39.156	135.6	28.871	116.5	1:08.027	20 -	39.450	131.6	28.869	112.2	1:08.319
8-	39.377	136.1	29.567	117.5	1:08.944	21 -	39.551	132.4	28.742	113.7	1:08.293
9-	39.159	135.8	28.575	115.1	1:07.734	22 -	40.084	136.1	28.461	115.3	1:08.545
10-	39.342	131.6	28.471	116.3	1:07.813	23 -	40.051	135.0	29.283	113.2	1:09.334
11-	43.402	132.9	29.542	104.4	1:12.944	24 -	39.457	136.7	28.509	115.7	1:07.966
12-	41.613	120.7	In		1:25.490P	25 -	39.387	133.7	29.056	109.8	1:08.443
13-	Out	128.6	29.073	112.6	2:25.278						
78	Glynn GEDDIE					Parr Motorsport					
1-	44.056	108.2	31.116	110.6	1:15.172	14 -	40.619	133.4	29.220	114.1	1:09.839
2-	41.597	120.7	30.178	112.4	1:11.775	15 -	40.887	124.7	29.360	114.5	1:10.247
3-	42.403	117.9	30.103	111.7	1:12.506	16 -	41.137	121.6	29.736	115.5	1:10.873
4-	41.559	123.8	29.728	109.7	1:11.287	17 -	41.486	133.2	29.520	109.5	1:11.006
5-	41.541	109.1	30.273	113.6	1:11.814	18 -	40.733	126.9	30.361	108.8	1:11.094
6-	41.173	123.6	29.758	113.6	1:10.931	19 -	42.174	136.1	29.142	113.6	1:11.316
7-	40.902	129.6	29.175	113.0	1:10.077	20 -	40.598	131.1	29.665	114.9	1:10.263
8-	41.219	124.7	29.362	114.7	1:10.581	21 -	40.985	131.1	29.165	114.1	1:10.150
9-	40.803	126.6	29.598	111.7	1:10.401	22 -	41.089	123.8	29.540	113.9	1:10.629
10-	40.614	128.8	29.959	112.6	1:10.573	23 -	40.943	126.9	29.994	109.3	1:10.937
11-	41.030	128.8	29.065	113.7	1:10.095	24 -	41.530	131.1	29.101	114.1	1:10.631
12-	40.699	132.4	29.295	114.9	1:09.994	25 -	40.746	132.4	29.925	110.6	1:10.671
13-	40.696	120.7	30.153	112.8	1:10.849	26 -	41.344	124.5	30.179	110.7	1:11.523
79	Alasdair McCAIG					Qserv					
1-	48.229	103.7	32.054	101.1	1:20.283	14 -	42.383	122.9	30.860	108.2	1:13.243
2-	43.870	111.8	32.104	96.1	1:15.974	15 -	42.022	111.7	30.865	104.0	1:12.887
3-	43.468	111.3	31.499	103.7	1:14.967	16 -	42.162	115.9	30.647	101.1	1:12.809
4-	43.146	108.1	31.844	106.2	1:14.990	17 -	42.065	118.8	31.054	103.6	1:13.119
5-	42.624	109.8	31.571	101.7	1:14.195	18 -	44.040	120.3	30.010	108.4	1:14.050
6-	43.055	114.5	31.416	104.5	1:14.471	19 -	42.088	120.9	30.032	108.4	1:12.120
7-	42.673	114.7	30.821	107.4	1:13.494	20 -	42.025	118.8	30.502	104.4	1:12.527
8-	42.216	115.9	30.907	104.5	1:13.123	21 -	42.134	134.2	29.884	102.3	1:12.018
9-	42.499	109.8	30.735	104.5	1:13.234	22 -	42.322	122.2	30.420	106.9	1:12.742
10-	56.415	113.2	31.284	106.4	1:27.699	23 -	41.635	121.4	30.281	106.4	1:11.916
11-	42.772	119.0	30.960	102.0	1:13.732	24 -	41.651	121.8	30.521	104.0	1:12.172
12-	42.966	113.2	32.269	98.1	1:15.235	25 -	42.412	123.8	30.040	106.0	1:12.452
13-	42.357	115.7	31.208	104.7	1:13.565						

Silverstone National
Circuit Length = 1.6390 miles
Start: 16:05 End: 16:36

Weather / Track : Cloudy / Wet

Porsche Carrera Cup Great Britain
ROUND 18 - SPEED TRAPS

SECTOR 1				SECTOR 2			FINISH LINE			
POS	NO	NAME	MPH	NO	NAME	MPH	NO	NAME	MPH	
1	60	Nick TANDY	137.0				5	Sam HANCOCK	120.3	
2	78	Glynn GEDDIE	136.1				8	Tim BRIDGMAN	120.3	
3	5	Sam HANCOCK	135.8				60	Nick TANDY	119.6	
4	24	Steve RANCE	135.6				2	Tim HARVEY	118.8	
5	6	Phil QUAIFFE	135.3				6	Phil QUAIFFE	117.9	
6	79	Alasdair McCAIG	134.2				15	Nigel RICE	116.5	
7	34	Tony GILHAM	132.9				34	Tony GILHAM	115.7	
8	8	Tim BRIDGMAN	132.4				44	Michael CAINE	115.7	
9	44	Michael CAINE	131.6				78	Glynn GEDDIE	115.5	
10	2	Tim HARVEY	129.6				24	Steve RANCE	114.5	
11	50	Paul HOGARTH	129.6				7	Charles BATEMAN	111.5	
12	15	Nigel RICE	128.6				50	Paul HOGARTH	111.1	
13	46	Sean Paul BRESLIN	127.3				42	Graeme MUNDY	110.7	
14	45	Mark McALEER	127.1				46	Sean Paul BRESLIN	110.6	
15	56	Tommy DREELAN	126.6				79	Alasdair McCAIG	108.4	
16	7	Charles BATEMAN	123.1				56	Tommy DREELAN	107.4	
17	23	Robin CLARK	121.8				45	Mark McALEER	107.2	
18	42	Graeme MUNDY	120.3				23	Robin CLARK	100.8	

Porsche Carrera Cup Great Britain

ROUND 18 - BEST SECTORS

SECTOR 1			SECTOR 2			IDEAL / BEST COMPARISON						
POS	NO	NAME	TIME	NO	NAME	TIME	POS	NO	NAME	IDEAL	BEST	DIFF
1	60	TANDY	39.156	5	HANCOCK	28.402	1	60	TANDY	1:07.617	1:07.734	0.117
2	2	HARVEY	39.225	2	HARVEY	28.431	2	5	HANCOCK	1:07.653	1:07.708	0.055
3	5	HANCOCK	39.251	60	TANDY	28.461	3	2	HARVEY	1:07.656	1:07.761	0.105
4	44	CAINE	39.546	8	BRIDGMAN	28.495	4	8	BRIDGMAN	1:08.137	1:08.329	0.192
5	6	QUAIFE	39.612	44	CAINE	28.609	5	44	CAINE	1:08.155	1:08.463	0.308
6	8	BRIDGMAN	39.642	6	QUAIFE	28.687	6	6	QUAIFE	1:08.299	1:08.512	0.213
7	15	RICE	40.255	78	GEDDIE	29.065	7	15	RICE	1:09.565	1:09.707	0.142
8	24	RANCE	40.409	24	RANCE	29.195	8	24	RANCE	1:09.604	1:09.819	0.215
9	34	GILHAM	40.413	15	RICE	29.310	9	78	GEDDIE	1:09.663	1:09.839	0.176
10	78	GEDDIE	40.598	34	GILHAM	29.390	10	34	GILHAM	1:09.803	1:09.852	0.049
11	46	BRESLIN	40.995	46	BRESLIN	29.732	11	46	BRESLIN	1:10.727	1:10.727	0.000
12	50	HOGARTH	41.453	50	HOGARTH	29.752	12	50	HOGARTH	1:11.205	1:11.470	0.265
13	7	BATEMAN	41.517	79	McCAIG	29.884	13	79	McCAIG	1:11.519	1:11.916	0.397
14	79	McCAIG	41.635	42	MUNDY	30.449	14	7	BATEMAN	1:12.036	1:12.603	0.567
15	45	McALEER	41.770	7	BATEMAN	30.519	15	45	McALEER	1:12.306	1:12.422	0.116
16	42	MUNDY	42.283	45	McALEER	30.536	16	42	MUNDY	1:12.732	1:13.003	0.271
17	56	DREELAN	42.526	56	DREELAN	31.313	17	56	DREELAN	1:13.839	1:14.095	0.256
18	23	CLARK	45.779	23	CLARK	33.724	18	23	CLARK	1:19.503	1:20.223	0.720
Perfect lap										1:07.558		

Porsche Carrera Cup Great Britain
ROUND 18 - LAP CHART

Lap 1			Lap 2			Lap 3			Lap 4			Lap 5		
No	Behind	Laptime	No	Behind	Laptime	No	Behind	Laptime	No	Behind	Laptime	No	Behind	Laptime
44		1:11.793	5		1:08.405	5		1:08.907	5		1:07.708	5		1:08.412
5	0.792	1:11.238	44	0.662	1:09.859	44	1.779	1:10.024	6	3.161	1:08.767	6	3.261	1:08.512
6	1.184	1:12.226	6	1.577	1:09.590	6	2.102	1:09.432	44	3.811	1:09.740	44	5.225	1:09.826
60	3.393	1:14.229	60	3.225	1:09.029	8	1 LAP	2:06.295	8	1 LAP	1:08.821	8	1 LAP	1:09.848
34	4.540	1:14.211	2	6.792	1:10.801	2	7.267	1:09.382	2	8.799	1:09.240	2	9.812	1:09.425
15	4.976	1:15.111	34	8.263	1:12.920	15	10.012	1:10.458	15	13.077	1:10.773	60	15.673	1:09.484
2	5.188	1:13.946	15	8.461	1:12.682	34	12.191	1:12.835	60	14.601	1:08.569	15	16.098	1:11.433
7	6.124	1:15.931	78	8.751	1:11.775	78	12.350	1:12.506	34	15.812	1:11.329	34	18.967	1:11.567
78	6.173	1:15.172	7	9.930	1:13.003	7	13.626	1:12.603	78	15.929	1:11.287	78	19.331	1:11.814
24	6.740	1:15.569	24	10.443	1:12.900	60	13.740	1:19.422	24	17.838	1:11.311	24	21.067	1:11.641
50	7.956	1:16.582	50	11.130	1:12.371	24	14.235	1:12.699	50	19.866	1:12.064	50	23.497	1:12.043
46	9.930	1:18.634	46	16.731	1:15.998	50	15.510	1:13.287	46	25.923	1:12.607	46	30.518	1:13.007
45	10.499	1:18.217	45	17.335	1:16.033	46	21.024	1:13.200	45	27.349	1:12.869	45	31.884	1:12.947
56	11.004	1:18.852	56	18.222	1:16.415	45	22.188	1:13.760	79	32.297	1:14.990	79	38.080	1:14.195
79	12.178	1:20.283	79	18.955	1:15.974	56	24.619	1:15.304	56	33.890	1:16.979	42	39.537	1:13.896
42	14.101	1:22.322	42	19.522	1:14.618	79	25.015	1:14.967	42	34.053	1:16.017	56	41.632	1:16.154
8	14.695	1:25.563	23	31.231	1:22.357	42	25.744	1:15.129	23	58.055	1:21.611			
23	18.071	1:24.171				23	44.152	1:21.828						

Porsche Carrera Cup Great Britain
ROUND 18 - LAP CHART

Lap 6			Lap 7			Lap 8			Lap 9			Lap 10		
No	Behind	Laptime	No	Behind	Laptime	No	Behind	Laptime	No	Behind	Laptime	No	Behind	Laptime
5		1:08.121	5		1:07.938	5		1:08.302	6		1:09.261	6		1:08.913
6	4.457	1:09.317	6	5.111	1:08.592	6	5.522	1:08.713	5	2.071	1:16.854	5	1.968	1:08.810
23	1 LAP	1:23.457	44	7.945	1:09.616	44	8.200	1:08.557	44	2.409	1:08.992	44	3.194	1:09.698
44	6.267	1:09.163	8	1 LAP	1:09.392	2	11.484	1:09.528	2	4.462	1:07.761	2	3.597	1:08.048
8	1 LAP	1:09.564	2	10.258	1:08.079	8	1 LAP	1:12.101	8	1 LAP	1:10.028	8	1 LAP	1:09.368
2	10.117	1:08.426	60	15.781	1:08.027	60	16.423	1:08.944	60	9.374	1:07.734	60	8.274	1:07.813
60	15.692	1:08.140	23	1 LAP	1:23.926	15	24.001	1:11.080	15	19.523	1:10.305	15	20.991	1:10.381
15	18.308	1:10.331	15	21.223	1:10.853	34	26.249	1:10.451	34	21.957	1:10.491	34	23.080	1:10.036
34	21.794	1:10.948	34	24.100	1:10.244	78	26.559	1:10.581	78	22.177	1:10.401	78	23.837	1:10.573
78	22.141	1:10.931	78	24.280	1:10.077	24	28.032	1:10.231	24	23.570	1:10.321	24	25.020	1:10.363
24	23.582	1:10.636	24	26.103	1:10.459	50	35.276	1:12.900	50	32.928	1:12.435	50	35.940	1:11.925
50	26.846	1:11.470	50	30.678	1:11.770	23	1 LAP	1:24.016	46	39.017	1:12.775	46	42.893	1:12.789
46	33.928	1:11.531	46	37.528	1:11.538	46	41.025	1:11.799	23	1 LAP	1:21.294	45	50.541	1:14.355
45	36.185	1:12.422	45	41.422	1:13.175	45	45.793	1:12.673	45	45.099	1:14.089	23	1 LAP	1:20.614
79	44.430	1:14.471	79	49.986	1:13.494	79	54.807	1:13.123	79	53.258	1:13.234	42	59.839	1:14.299
42	45.155	1:13.739	42	50.929	1:13.712	42	55.903	1:13.276	42	54.453	1:13.333	56	1:07.575	1:14.828
56	48.600	1:15.089	56	55.087	1:14.425	56	1:00.880	1:14.095	56	1:01.660	1:15.563			

Porsche Carrera Cup Great Britain
ROUND 18 - LAP CHART

Lap 11			Lap 12			Lap 13			Lap 14			Lap 15		
No	Behind	Laptime	No	Behind	Laptime	No	Behind	Laptime	No	Behind	Laptime	No	Behind	Laptime
6		1:08.826	6		1:09.133	6		1:09.298	6		1:08.557	6		1:08.577
5	1.766	1:08.624	5	1.477	1:08.844	42	1 LAP	1:13.887	5	1.141	1:08.665	5	0.802	1:08.238
79	1 LAP	1:27.699	44	3.445	1:09.080	5	1.033	1:08.854	44	2.572	1:08.463	45	1 LAP	1:15.540
44	3.498	1:09.130	2	4.053	1:09.363	44	2.666	1:08.519	2	3.518	1:09.134	44	2.918	1:08.923
2	3.823	1:09.052	56	1 LAP	1:17.507	2	2.941	1:08.186	42	1 LAP	1:13.812	2	3.699	1:08.758
8	1 LAP	1:08.356	8	1 LAP	1:09.141	8	1 LAP	1:08.329	8	1 LAP	1:08.510	8	1 LAP	1:08.372
60	12.392	1:12.944	79	1 LAP	1:13.732	56	1 LAP	1:14.824	56	1 LAP	1:14.507	42	1 LAP	1:14.921
15	22.465	1:10.300	15	24.046	1:10.714	23	2 LAPS	1:24.027	79	1 LAP	1:13.565	79	1 LAP	1:13.243
34	24.622	1:10.368	34	25.341	1:09.852	79	1 LAP	1:15.235	23	2 LAPS	1:20.302	56	1 LAP	1:14.295
78	25.106	1:10.095	78	25.967	1:09.994	15	24.455	1:09.707	15	27.044	1:11.146	15	30.079	1:11.612
24	26.132	1:09.938	24	26.818	1:09.819	78	27.518	1:10.849	78	28.800	1:09.839	78	30.470	1:10.247
50	38.895	1:11.781	60	28.749	1:25.490	34	27.853	1:11.810	24	30.912	1:11.068	24	33.488	1:11.153
46	45.658	1:11.591	50	42.489	1:12.727	24	28.401	1:10.881	34	32.926	1:13.630	60	1 LAP	1:09.080
45	55.600	1:13.885	46	47.724	1:11.199	50	45.684	1:12.493	60	1 LAP	2:25.278	34	37.943	1:13.594
42	1:05.286	1:14.273	45	59.913	1:13.446	46	49.456	1:11.030	50	48.697	1:11.570	23	2 LAPS	1:24.246
23	1 LAP	1:21.921				45	1:04.021	1:13.406	46	51.626	1:10.727	50	51.863	1:11.743

Porsche Carrera Cup Great Britain
ROUND 18 - LAP CHART

Lap 16			Lap 17			Lap 18			Lap 19			Lap 20		
No	Behind	Laptime	No	Behind	Laptime	No	Behind	Laptime	No	Behind	Laptime	No	Behind	Laptime
6		1:08.863	6		1:08.723	6		1:09.104	6		1:10.819	6		1:09.282
5	0.587	1:08.648	5	0.518	1:08.654	5	0.422	1:09.008	5	0.175	1:10.572	5	0.590	1:09.697
44	2.923	1:08.868	44	2.691	1:08.491	44	2.632	1:09.045	2	0.853	1:08.878	2	0.785	1:09.214
2	3.445	1:08.609	2	3.185	1:08.463	2	2.794	1:08.713	44	1.580	1:09.767	44	1.717	1:09.419
8	1 LAP	1:10.541	8	1 LAP	1:08.681	8	1 LAP	1:08.421	8	1 LAP	1:08.803	8	1 LAP	1:08.759
45	1 LAP	1:15.435	45	1 LAP	1:12.880	45	1 LAP	1:13.900	23	3 LAPS	1:22.995	23	3 LAPS	1:20.223
42	1 LAP	1:15.852	42	1 LAP	1:14.289	42	1 LAP	1:14.602	45	1 LAP	1:14.047	45	1 LAP	1:14.313
79	1 LAP	1:12.887	79	1 LAP	1:12.809	79	1 LAP	1:13.119	42	1 LAP	1:13.915	60	1 LAP	1:07.956
56	1 LAP	1:14.966	15	33.960	1:10.577	15	35.893	1:11.037	60	1 LAP	1:09.975	15	38.031	1:10.638
15	32.106	1:10.890	78	34.763	1:11.006	60	1 LAP	1:09.210	15	36.675	1:11.601	78	38.231	1:10.263
78	32.480	1:10.873	60	1 LAP	1:08.857	78	36.753	1:11.094	78	37.250	1:11.316	42	1 LAP	1:15.363
24	34.768	1:10.143	24	36.768	1:10.723	24	38.581	1:10.917	79	1 LAP	1:14.050	24	40.523	1:10.635
60	1 LAP	1:08.275	56	1 LAP	1:16.156	56	1 LAP	1:14.501	24	39.170	1:11.408	79	1 LAP	1:12.120
34	41.850	1:12.770	34	44.566	1:11.439	34	47.623	1:12.161	56	1 LAP	1:15.261	34	52.364	1:12.933
23	2 LAPS	1:21.793	50	1:00.295	1:13.366	50	1:03.905	1:12.714	34	48.713	1:11.909	56	1 LAP	1:15.843
50	55.652	1:12.652	23	2 LAPS	1:22.354				50	1:04.906	1:11.820	50	1:08.217	1:12.593

Porsche Carrera Cup Great Britain
ROUND 18 - LAP CHART

Lap 21			Lap 22			Lap 23			Lap 24			Lap 25		
No	Behind	Laptime	No	Behind	Laptime	No	Behind	Laptime	No	Behind	Laptime	No	Behind	Laptime
6		1:09.450	6		1:09.540	6		1:08.752	6		1:09.363	2		1:08.909
5	0.301	1:09.161	2	1.267	1:10.049	2	0.791	1:08.276	2	0.230	1:08.802	6	0.412	1:09.551
2	0.758	1:09.423	5	1.489	1:10.728	5	1.481	1:08.744	5	0.728	1:08.610	5	0.851	1:09.262
44	1.400	1:09.133	44	1.912	1:10.052	44	2.369	1:09.209	44	1.489	1:08.483	44	1.540	1:09.190
8	1 LAP	1:08.900	8	1 LAP	1:09.536	8	1 LAP	1:08.622	56	2 LAPS	1:15.941	8	1 LAP	1:10.102
45	1 LAP	1:14.595	50	1 LAP	1:14.899	50	1 LAP	1:12.957	8	1 LAP	1:08.902	23	4 LAPS	1:25.295
60	1 LAP	1:08.319	60	1 LAP	1:08.293	60	1 LAP	1:08.545	50	1 LAP	1:12.318	56	2 LAPS	1:16.431
23	3 LAPS	1:22.949	45	1 LAP	1:14.508	45	1 LAP	1:14.552	60	1 LAP	1:09.334	50	1 LAP	1:12.730
78	38.931	1:10.150	78	40.020	1:10.629	78	42.205	1:10.937	78	43.473	1:10.631	60	1 LAP	1:07.966
15	40.049	1:11.468	15	40.958	1:10.449	15	42.811	1:10.605	15	45.025	1:11.577	78	45.005	1:10.671
24	41.850	1:10.777	24	43.045	1:10.735	24	44.720	1:10.427	24	46.243	1:10.886	15	46.103	1:10.217
42	1 LAP	1:14.036	23	3 LAPS	1:21.439	79	1 LAP	1:12.742	45	1 LAP	1:15.457	24	47.520	1:10.416
79	1 LAP	1:12.527	79	1 LAP	1:12.018	42	1 LAP	1:13.906	79	1 LAP	1:11.916	45	1 LAP	1:13.589
34	55.405	1:12.491	42	1 LAP	1:13.999	23	3 LAPS	1:21.421	42	1 LAP	1:14.397	79	1 LAP	1:12.172
56	1 LAP	1:15.052	34	58.476	1:12.611	34	1:01.682	1:11.958	34	1:04.780	1:12.461	42	1 LAP	1:13.221
			56	1 LAP	1:14.412									

Porsche Carrera Cup Great Britain
ROUND 18 - LAP CHART

Lap 26		
No	Behind	Laptime
2		1:08.195
6	1.135	1:08.918
5	1.608	1:08.952
44	2.627	1:09.282
34	1 LAP	1:15.339
8	1 LAP	1:09.880
56	2 LAPS	1:14.991
23	4 LAPS	1:21.803
50	1 LAP	1:13.851
60	1 LAP	1:08.443
78	48.333	1:11.523
15	49.007	1:11.099
24	50.172	1:10.847
45	1 LAP	1:13.862
79	1 LAP	1:12.452
42	1 LAP	1:13.003

Porsche Carrera Cup Great Britain

ROUND 18 - POSITION CHART

No	Name	Laps																											
		Pos	1	2	3	4	5	6	7	8	9	10	11	12	13	14	15	16	17	18	19	20	21	22	23	24	25	26	
44	CAINE	1	44	5	5	5	5	5	5	5	5	6	6	6	6	6	6	6	6	6	6	6	6	6	6	6	6	2	2
5	HANCOCK	2	5	44	44	6	6	6	6	6	5	5	5	5	5	5	5	5	5	5	5	5	5	2	2	2	6	6	
6	QUAIFE	3	6	6	6	44	44	44	44	44	44	44	44	44	44	44	44	44	44	44	2	2	2	5	5	5	5	5	
60	TANDY	4	60	60	2	2	2	2	2	2	2	2	2	2	2	2	2	2	2	2	44	44	44	44	44	44	44	44	
34	GILHAM	5	34	2	15	15	60	60	60	60	60	60	60	15	15	15	15	15	15	15	15	15	78	78	78	78	78	78	
15	RICE	6	15	34	34	60	15	15	15	15	15	15	15	34	78	78	78	78	78	78	78	78	15	15	15	15	15	15	
2	HARVEY	7	2	15	78	34	34	34	34	34	34	34	34	34	78	34	24	24	24	24	24	24	24	24	24	24	24	24	
7	BATEMAN	8	7	78	7	78	78	78	78	78	78	78	78	24	24	34	34	34	34	34	34	34	34	34	34	34	34	34	
78	GEDDIE	9	78	7	60	24	24	24	24	24	24	24	24	60	50	50	50	50	50	50	50	50	8	8	8	8	8	8	
24	RANCE	10	24	24	24	50	50	50	50	50	50	50	50	50	46	46	8	8	8	8	8	8	50	50	50	50	50		
50	HOGARTH	11	50	50	50	46	46	46	46	46	46	46	46	46	45	45	45	45	45	45	45	45	60	60	60	60	60		
46	BRESLIN	12	46	46	46	45	45	45	45	45	45	45	45	45	42	8	42	42	42	42	42	60	60	45	45	45	45		
45	McALEER	13	45	45	45	79	79	79	79	79	79	79	42	42	42	8	42	79	79	79	60	42	42	79	79	79	79		
56	DREELAN	14	56	56	56	56	42	42	42	42	42	56	56	8	56	79	56	60	60	79	79	79	42	42	42	42	42		
79	McCAIG	15	79	79	79	42	56	56	56	56	56	79	8	56	79	56	60	56	56	56	56	56	56	56	56	56	56		
42	MUNDY	16	42	42	42	23	23	8	8	8	8	8	8	79	79	60	23	23	23	23	23	23	23	23	23	23	23		
8	BRIDGMAN	17	8	23	23	8	8	23	23	23	23	23	23	23	23	23	23	23	23	23	23	23	23	23	23	23	23		
23	CLARK	18	23	8	8																								