



# THE GINETTA JUNIOR CHAMPIONSHIP

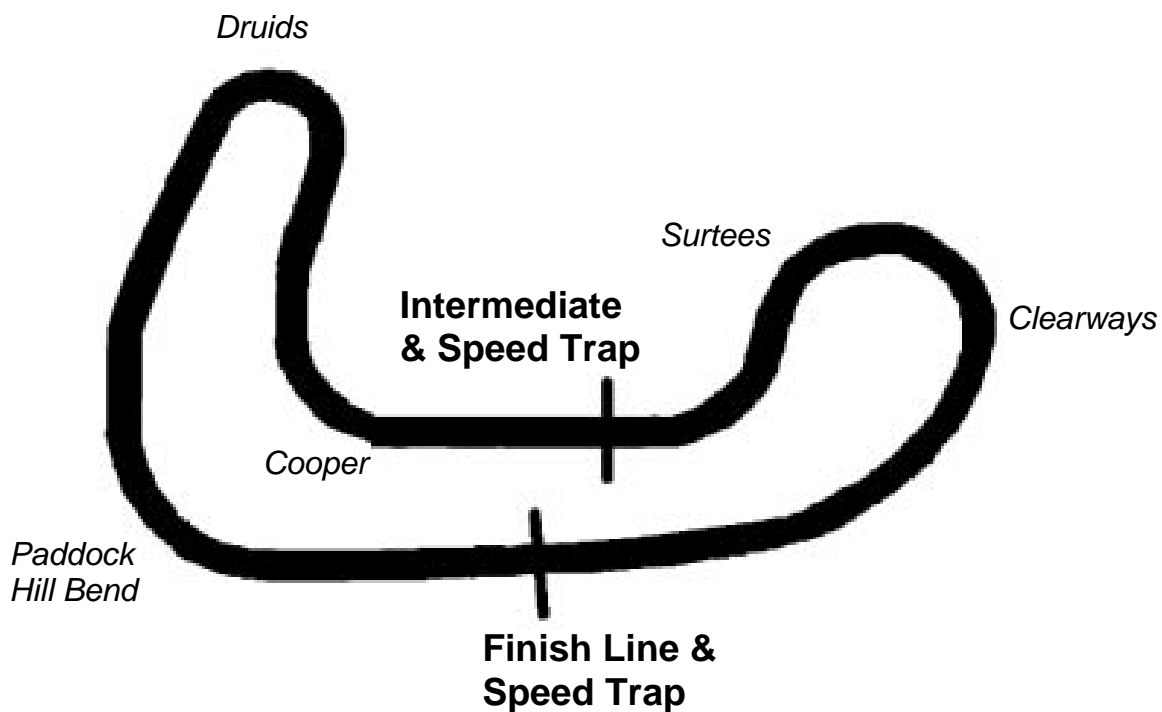
**Rounds 23 & 24  
Brands Hatch Indy**

**20th / 21st September 2008**



**Results Provided by Timing Solutions Ltd**  
[www.tsl-timing.com](http://www.tsl-timing.com)

# BRANDS HATCH INDY



Circuit Length: 1.1986 miles / 1929.0 metres  
Intermediate 1: 1112 metres  
Pit In: 1669 metres  
Pit Out: 91 metres after Finish Line

# Ginetta Junior Championship

## FREE PRACTICE - CLASSIFICATION

POS	NO	CL	NAME	ENTRY	TIME	ON	LAPS	GAP	DIFF	MPH
1	66		Dominic PETTIT	Dominant Motorsport	57.785	14	14			74.67
2	8		Dino ZAMPARELLI	Muzz Racing	58.133	12	15	0.348	0.348	74.22
3	28		George RICHARDSON	Tollbar Racing	58.232	7	7	0.447	0.099	74.10
4	23		Daniel LLOYD	Tockwith Racing	58.270	14	15	0.485	0.038	74.05
5	6		Thomas CARNABY	TollBar Racing	58.308	11	15	0.523	0.038	74.00
6	60		Jake BATTY	TJ Motorsport	58.554	7	15	0.769	0.246	73.69
7	15		Alice POWELL	Tockwith Motorsport	58.558	11	15	0.773	0.004	73.68
8	25		Aaron WILLIAMSON	TJ Motorsport	58.563	11	15	0.778	0.005	73.68
9	55		Josh HILL	TollBar Racing	58.637	13	14	0.852	0.074	73.58
10	29		Ashley CRAIG	Driver	58.739	13	15	0.954	0.102	73.46
11	51		Alex AUSTIN	Tockwith Motorsport	58.832	8	15	1.047	0.093	73.34
12	26		Sarah MOORE	Tockwith Motorsport	58.888	10	12	1.103	0.056	73.27
13	70		Max McGUIRE	Tockwith Motorsport	59.139	13	15	1.354	0.251	72.96
14	91		Fergus WALKINSHAW	TollBar Racing	59.362	5	5	1.577	0.223	72.69
15	86		Jake FARNDON	Driver	59.481	11	12	1.696	0.119	72.54
16	33		Jake RATTENBURY	Muzz Racing	59.491	6	15	1.706	0.010	72.53
17	20		Tom HOWARD	Driver	1:00.538	10	13	2.753	1.047	71.27
18	44		Mikey CRABTREE	Driver	1:01.362	4	6	3.577	0.824	70.32
19	5		Ryan HEPWORTH	Hepworth International	1:01.389	13	14	3.604	0.027	70.29

Car 44 - Transponder incorrectly mounted

Weather / Track : Sunny / Dry

These results are provisional until the conclusion of any judicial and technical matters.

Brands Indy

Circuit Length = 1.1986 miles

Start: 09:00 End: 09:16

Clerk of Course :

Timekeeper :

# Ginetta Junior Championship

## FREE PRACTICE - SECTOR ANALYSIS

<b>5</b>	<b>Ryan HEPWORTH</b>				Hepworth International						
1-	Out	72.3	26.717	90.2	1:14.854	8 -	36.758	76.0	25.127	91.4	1:01.885
2-	38.310	74.7	26.045	92.4	1:04.355	9 -	37.183	<b>78.0</b>	25.383	85.9	1:02.566
3-	38.120	76.8	25.388	92.8	1:03.508	10 -	37.928	75.7	25.274	89.0	1:03.202
4-	38.063	76.0	24.841	<b>93.7</b>	1:02.904	11 -	36.798	76.1	<b>24.703</b>	92.3	1:01.501
5-	36.848	76.8	25.237	91.3	1:02.085	12 -	37.615	76.0	24.779	92.8	1:02.394
6-	36.803	77.4	25.228	91.1	1:02.031	13 -	<b>36.275</b>	77.1	25.114	92.1	<b>1:01.389</b>
7-	37.162	76.1	24.953	91.3	1:02.115	14 -	36.434	76.5	25.219	92.4	1:01.653
<b>6</b>	<b>Thomas CARNABY</b>				TollBar Racing						
1 -	Out			94.0	1:10.257	9 -	35.408	76.4	24.445	94.1	59.853
2 -	36.169	78.2	24.655	93.2	1:00.824	10 -	34.762	78.9	23.636	95.1	58.398
3 -	35.425	77.9	23.909	93.9	59.334	11 -	<b>34.682</b>	<b>79.4</b>	<b>23.626</b>	<b>95.3</b>	<b>58.308</b>
4 -	34.794	78.9	23.923	94.0	58.717	12 -	36.230	77.0	23.829	94.8	1:00.059
5 -	35.162	71.5	26.354	94.3	1:01.516	13 -	34.718	79.0	23.709	95.1	58.427
6 -	34.923	78.2	In		1:25.481P	14 -	34.915	79.0	23.738	95.1	58.653
7 -	Out	78.7	23.790	94.4	1:03.774	15 -	36.798	50.4	26.082	94.7	1:02.880
8 -	34.775	79.0	23.887	94.4	58.662						
<b>8</b>	<b>Dino ZAMPARELLI</b>				Muzz Racing						
1 -	Out	72.5	25.401	90.8	1:15.709	9 -	34.625	79.5	23.896	94.1	58.521
2 -	36.223	76.9	24.638	91.4	1:00.861	10 -	34.662	79.2	23.789	94.4	58.451
3 -	35.533	77.9	24.160	93.5	59.693	11 -	34.566	79.6	23.751	94.5	58.317
4 -	35.034	78.4	23.978	93.5	59.012	12 -	<b>34.529</b>	79.8	<b>23.604</b>	94.8	<b>58.133</b>
5 -	36.541	69.0	27.489	87.0	1:04.030	13 -	35.131	79.1	23.856	94.3	58.987
6 -	35.335	79.0	23.899	94.0	59.234	14 -	34.628	79.8	23.758	94.9	58.386
7 -	37.366	78.0	23.939	94.0	1:01.305	15 -	34.630	<b>80.0</b>	23.688	<b>95.6</b>	58.318
8 -	34.572	79.4	23.843	94.3	58.415						
<b>15</b>	<b>Alice POWELL</b>				Tockwith Motorsport						
1 -	Out	51.8	29.963	83.5	1:20.830	9 -	36.193	77.4	23.902	94.3	1:00.095
2 -	37.892	75.3	24.875	92.6	1:02.767	10 -	34.947	79.3	23.725	94.9	58.672
3 -	36.375	75.5	24.621	93.2	1:00.996	11 -	34.786	79.7	23.772	95.3	<b>58.558</b>
4 -	35.692	77.5	24.323	94.8	1:00.015	12 -	34.957	<b>80.3</b>	24.142	94.1	59.099
5 -	35.171	79.0	23.730	94.9	58.901	13 -	<b>34.751</b>	80.0	23.862	93.7	58.613
6 -	34.901	79.9	23.759	95.5	58.660	14 -	34.956	79.2	23.831	93.9	58.787
7 -	35.272	78.6	24.042	<b>96.1</b>	59.314	15 -	34.807	79.7	23.793	94.8	58.600
8 -	36.481	79.1	<b>23.668</b>	95.5	1:00.149						
<b>20</b>	<b>Tom HOWARD</b>				Driver						
1 -	Out	74.2	26.609	86.7	1:09.764	8 -	35.978	77.6	25.009	90.6	1:00.987
2 -	38.771	76.5	24.895	85.6	1:03.666	9 -	37.219	76.2	24.483	92.3	1:01.702
3 -	37.465	77.3	24.720	92.7	1:02.185	10 -	36.155	76.8	<b>24.383</b>	92.4	<b>1:00.538</b>
4 -	37.195	74.9	24.643	<b>93.3</b>	1:01.838	11 -	36.248	77.0	24.395	92.1	1:00.643
5 -	36.323	<b>77.7</b>	24.782	92.6	1:01.105	12 -	<b>35.952</b>	77.0	In		2:29.574P
6 -	36.399	77.1	24.700	92.4	1:01.099	13 -	Out	76.6	24.662	91.8	1:07.420
7 -	36.459	77.6	24.604	92.4	1:01.063						
<b>23</b>	<b>Daniel LLOYD</b>				Tockwith Racing						
1 -	Out	74.0	25.382	91.4	1:07.668	9 -	35.211	77.8	23.982	94.7	59.193
2 -	36.873	76.3	24.269	93.3	1:01.142	10 -	34.863	78.0	23.777	94.8	58.640
3 -	35.786	77.0	24.050	93.6	59.836	11 -	34.817	78.0	23.801	94.7	58.618
4 -	35.546	77.5	23.840	94.8	59.386	12 -	34.759	78.3	23.852	94.8	58.611
5 -	36.154	69.4	24.290	94.3	1:00.444	13 -	34.692	77.9	23.777	94.9	58.469
6 -	35.138	77.6	23.810	95.1	58.948	14 -	<b>34.436</b>	<b>78.7</b>	23.834	94.8	<b>58.270</b>
7 -	34.703	78.2	<b>23.759</b>	94.7	58.462	15 -	34.726	78.0	23.767	<b>95.2</b>	58.493
8 -	34.891	78.0	23.768	94.7	58.659						
<b>25</b>	<b>Aaron WILLIAMSON</b>				TJ Motorsport						
1 -	Out	75.7	24.418	93.2	1:06.347	9 -	35.930	79.2	23.888	94.4	59.818
2 -	36.251	76.7	24.194	93.5	1:00.445	10 -	34.977	79.2	24.121	94.0	59.098
3 -	35.464	78.1	24.042	93.7	59.506	11 -	<b>34.607</b>	78.8	23.956	94.3	<b>58.563</b>
4 -	35.169	78.3	24.060	94.0	59.229	12 -	35.010	79.0	23.927	95.2	58.937

Car 44 - Transponder incorrectly mounted

Weather / Track : Sunny / Dry

# Ginetta Junior Championship

## FREE PRACTICE - SECTOR ANALYSIS

5 -	35.324	78.2	24.574	93.9	59.898	13 -	34.936	78.9	24.017	94.4	58.953
6 -	35.346	78.6	23.814	94.1	59.160	14 -	34.815	<b>79.3</b>	23.884	<b>95.3</b>	58.699
7 -	34.908	79.1	<b>23.778</b>	94.4	58.686	15 -	35.099	78.3	24.154	93.9	59.253
8 -	34.875	<b>79.3</b>	24.385	94.0	59.260						
<b>26</b>	<b>Sarah MOORE</b>					Tockwith Motorsport					
1 -	Out	75.7	24.790	92.1	1:06.315	7 -	35.383	76.9	In		4:25.145P
2 -	36.546	76.0	24.949	92.1	1:01.495	8 -	Out	76.3	24.338	93.1	1:06.588
3 -	35.926	78.2	24.056	93.9	59.982	9 -	36.070	77.9	24.923	93.5	1:00.993
4 -	39.866	74.1	24.671	91.9	1:04.537	10 -	<b>34.823</b>	77.4	24.065	93.6	<b>58.888</b>
5 -	35.383	76.4	24.442	92.4	59.825	11 -	34.985	77.9	24.169	93.6	59.154
6 -	35.195	77.5	24.271	92.8	59.466	12 -	35.611	<b>79.0</b>	<b>24.003</b>	<b>95.2</b>	59.614
<b>28</b>	<b>George RICHARDSON</b>					Tollbar Racing					
1 -	Out	76.3	25.125	93.2	1:07.086	5 -	35.021	78.8	24.042	94.5	59.063
2 -	35.206	78.1	24.290	93.6	59.496	6 -	34.890	78.9	23.855	94.9	58.745
3 -	34.959	78.5	23.878	94.7	58.837	7 -	<b>34.516</b>	<b>79.6</b>	<b>23.716</b>	<b>95.3</b>	<b>58.232</b>
4 -	47.115	75.1	24.367	94.1	1:11.482						
<b>29</b>	<b>Ashley CRAIG</b>					Driver					
1 -	Out	76.9	25.393	93.5	1:07.596	9 -	35.320	78.6	23.848	94.9	59.168
2 -	35.937	77.1	24.155	94.0	1:00.092	10 -	35.202	77.9	23.962	95.2	59.164
3 -	36.573	77.4	24.575	94.8	1:01.148	11 -	34.906	<b>79.3</b>	24.342	95.5	59.248
4 -	37.062	76.8	24.154	94.1	1:01.216	12 -	37.177	78.4	24.117	95.2	1:01.294
5 -	35.399	77.8	24.049	94.7	59.448	13 -	<b>34.886</b>	79.1	23.853	<b>95.7</b>	<b>58.739</b>
6 -	34.974	78.4	23.979	95.1	58.953	14 -	37.893	61.6	25.443	94.3	1:03.336
7 -	35.456	78.0	24.071	<b>95.7</b>	59.527	15 -	35.065	78.9	<b>23.744</b>	95.5	58.809
8 -	35.410	78.4	23.977	94.5	59.387						
<b>33</b>	<b>Jake RATTENBURY</b>					Muzz Racing					
1 -	Out	58.1	26.488	93.1	1:10.609	9 -	35.530	78.3	24.388	93.7	59.918
2 -	36.174	79.1	24.737	<b>95.7</b>	1:00.911	10 -	35.382	78.2	24.401	93.7	59.783
3 -	36.323	78.0	24.407	93.9	1:00.730	11 -	35.364	76.8	24.350	94.0	59.714
4 -	35.604	78.4	24.589	93.9	1:00.193	12 -	35.424	76.9	24.909	92.8	1:00.333
5 -	35.376	78.7	24.188	94.7	59.564	13 -	35.685	79.5	<b>23.907</b>	94.9	59.592
6 -	<b>35.108</b>	79.3	24.383	94.1	<b>59.491</b>	14 -	49.436	54.9	25.344	94.0	1:14.780
7 -	35.880	<b>79.6</b>	24.370	94.4	1:00.250	15 -	35.296	78.7	24.290	93.6	59.586
8 -	35.234	78.9	24.392	94.0	59.626						
<b>44</b>	<b>Mikey CRABTREE</b>					Driver					
1 -	Out	69.8	26.073	88.5	1:05.007	4 -	36.487	76.5	<b>24.875</b>	<b>90.2</b>	<b>1:01.362</b>
2 -	36.829	76.0	25.385	89.1	1:02.214	5 -	37.632	<b>76.8</b>	25.165	89.1	1:02.797
3 -	50.459	76.3	25.191	89.4	1:15.650	6 -	<b>36.470</b>		25.332	89.5	1:01.802
<b>51</b>	<b>Alex AUSTIN</b>					Tockwith Motorsport					
1 -	Out	75.5	24.987	93.2	1:06.033	9 -	34.883	77.6	24.053	93.9	58.936
2 -	36.697	77.1	24.353	93.9	1:01.050	10 -	<b>34.808</b>	77.9	24.050	94.0	58.858
3 -	35.493	77.0	24.048	93.5	59.541	11 -	35.023	75.1	24.324	93.7	59.347
4 -	43.869	74.5	24.372	93.7	1:08.241	12 -	35.050	77.0	24.120	94.3	59.170
5 -	45.841	38.4	26.323	93.7	1:12.164	13 -	35.035	78.0	24.080	<b>94.5</b>	59.115
6 -	35.374	77.1	24.110	93.9	59.484	14 -	36.082	77.0	24.198	93.7	1:00.280
7 -	34.879	77.5	24.033	94.3	58.912	15 -	35.267	77.7	24.231	93.7	59.498
8 -	34.824	<b>78.2</b>	<b>24.008</b>	94.1	<b>58.832</b>						
<b>55</b>	<b>Josh HILL</b>					TollBar Racing					
1 -	Out	71.1	26.669	92.6	1:08.794	8 -	34.926	<b>79.7</b>	23.797	94.7	58.723
2 -	35.733	78.9	24.452	94.0	1:00.185	9 -	34.897	79.3	23.853	94.5	58.750
3 -	38.047	76.8	In		1:17.573P	10 -	36.831	72.0	24.179	<b>94.9</b>	1:01.010
4 -	Out	77.9	24.000	94.7	1:06.077	11 -	35.263	79.0	<b>23.786</b>	94.8	59.049
5 -	35.228	79.4	24.023	94.5	59.251	12 -	34.900	79.6	24.649	93.9	59.549
6 -	35.140	79.3	23.991	94.7	59.131	13 -	<b>34.716</b>	79.5	23.921	94.1	<b>58.637</b>
7 -	35.169	79.0	24.068	94.7	59.237	14 -	35.054	79.2	23.799	94.3	58.853

Car 44 - Transponder incorrectly mounted

Weather / Track : Sunny / Dry

# Ginetta Junior Championship

## FREE PRACTICE - SECTOR ANALYSIS

<b>60</b>	<b>Jake BATTY</b>		<b>TJ Motorsport</b>								
1-	Out	77.1	24.830	93.9	1:08.518	9-	34.897	79.6	23.858	<b>95.3</b>	58.755
2-	43.235	48.4	25.888	94.8	1:09.123	10-	39.613	53.1	25.356	95.1	1:04.969
3-	35.156	78.4	23.897	95.1	59.053	11-	35.074	78.9	23.901	95.1	58.975
4-	36.038	78.7	23.971	94.8	1:00.009	12-	34.961	79.0	23.913	<b>95.3</b>	58.874
5-	35.045	78.9	23.854	<b>95.3</b>	58.899	13-	34.937	79.2	24.009	94.9	58.946
6-	34.906	79.1	<b>23.845</b>	95.2	58.751	14-	35.072	79.5	24.243	94.7	59.315
7-	<b>34.699</b>	<b>79.7</b>	23.855	95.1	<b>58.554</b>	15-	35.708	74.3	24.357	94.4	1:00.065
8-	35.347	78.4	24.019	94.7	59.366						
<b>66</b>	<b>Dominic PETTIT</b>		<b>Dominant Motorsport</b>								
1-	Out	77.0	24.776	94.3	1:07.593	8-	35.286	81.0	23.816	95.6	59.102
2-	36.065	80.6	24.610	97.0	1:00.675	9-	34.539	81.0	23.707	96.1	58.246
3-	36.005	78.9	In		2:07.392P	10-	34.561	81.1	<b>23.504</b>	97.7	58.065
4-	Out	80.2	23.983	96.3	1:04.835	11-	34.658	80.9	23.554	97.0	58.212
5-	34.836	80.8	23.686	97.3	58.522	12-	34.273	81.1	23.676	96.4	57.949
6-	34.725	81.4	23.657	98.1	58.382	13-	34.563	81.0	23.596	97.1	58.159
7-	35.236	81.0	23.781	96.6	59.017	14-	<b>34.263</b>	<b>81.9</b>	23.522	<b>98.8</b>	<b>57.785</b>
<b>70</b>	<b>Max McGUIRE</b>		<b>Tockwith Motorsport</b>								
1-	Out	73.9	25.731	92.2	1:09.730	9-	37.445	74.7	24.311	94.7	1:01.756
2-	37.893	76.3	24.949	94.5	1:02.842	10-	35.349	78.8	24.163	94.4	59.512
3-	37.215	77.9	24.624	93.9	1:01.839	11-	35.397	79.1	24.082	94.4	59.479
4-	36.111	78.1	24.412	94.1	1:00.523	12-	35.325	<b>79.3</b>	24.094	94.9	59.419
5-	35.906	77.9	24.301	94.3	1:00.207	13-	<b>35.192</b>	<b>79.3</b>	<b>23.947</b>	94.8	<b>59.139</b>
6-	35.626	78.3	24.127	94.7	59.753	14-	35.276	78.8	24.264	94.1	59.540
7-	36.082	77.5	24.359	94.8	1:00.441	15-	35.193	78.6	24.111	94.4	59.304
8-	36.139	79.0	23.975	<b>95.2</b>	1:00.114						
<b>86</b>	<b>Jake FARNDON</b>		<b>Driver</b>								
1-	Out	76.3	24.835	90.8	1:07.277	7-	35.474	77.2	24.356	93.1	59.830
2-	37.488	68.5	25.377	93.9	1:02.865	8-	42.431	44.0	30.068	<b>94.3</b>	1:12.499
3-	35.688	<b>78.0</b>	<b>24.059</b>	94.1	59.747	9-	35.484	77.8	24.066	93.6	59.550
4-	36.236	77.9	In		2:05.075P	10-	35.309	77.7	24.338	93.3	59.647
5-	Out	77.6	24.064	93.5	1:04.686	11-	<b>35.295</b>	77.7	24.186	93.2	<b>59.481</b>
6-	35.900	77.4	24.186	93.3	1:00.086	12-	35.307	77.0	In		2:59.957P
<b>91</b>	<b>Fergus WALKINSHAW</b>		<b>TollBar Racing</b>								
1-	Out	76.2	24.304	94.7	1:05.855	4-	42.550	73.7	24.081	94.5	1:06.631
2-	35.618	<b>78.6</b>	<b>23.778</b>	95.2	59.396	5-	<b>35.429</b>	77.5	23.933	<b>95.3</b>	<b>59.362</b>
3-	35.984	76.7	24.317	94.4	1:00.301						

Car 44 - Transponder incorrectly mounted

Weather / Track : Sunny / Dry

# Ginetta Junior Championship

## FREE PRACTICE - SPEED TRAPS

SECTOR 1				SECTOR 2			FINISH LINE			
POS	NO	NAME	MPH	NO	NAME	MPH	NO	NAME	MPH	
1	66	Dominic PETTIT	81.9				66	Dominic PETTIT	98.8	
2	15	Alice POWELL	80.3				15	Alice POWELL	96.1	
3	8	Dino ZAMPARELLI	80.0				29	Ashley CRAIG	95.7	
4	55	Josh HILL	79.7				33	Jake RATTENBURY	95.7	
5	60	Jake BATTY	79.7				8	Dino ZAMPARELLI	95.6	
6	28	George RICHARDSON	79.6				6	Thomas CARNABY	95.3	
7	33	Jake RATTENBURY	79.6				25	Aaron WILLIAMSON	95.3	
8	6	Thomas CARNABY	79.4				28	George RICHARDSON	95.3	
9	25	Aaron WILLIAMSON	79.3				60	Jake BATTY	95.3	
10	29	Ashley CRAIG	79.3				91	Fergus WALKINSHAW	95.3	
11	70	Max McGUIRE	79.3				23	Daniel LLOYD	95.2	
12	26	Sarah MOORE	79.0				26	Sarah MOORE	95.2	
13	23	Daniel LLOYD	78.7				70	Max McGUIRE	95.2	
14	91	Fergus WALKINSHAW	78.6				55	Josh HILL	94.9	
15	51	Alex AUSTIN	78.2				51	Alex AUSTIN	94.5	
16	5	Ryan HEPWORTH	78.0				86	Jake FARNDON	94.3	
17	86	Jake FARNDON	78.0				5	Ryan HEPWORTH	93.7	
18	20	Tom HOWARD	77.7				20	Tom HOWARD	93.3	
19	44	Mikey CRABTREE	76.8				44	Mikey CRABTREE	90.2	

Car 44 - Transponder incorrectly mounted

Weather / Track : Sunny / Dry

www.tsl-timing.com

Brands Indy  
Circuit Length = 1.1986 miles  
Start: 09:00 End: 09:16

Printed - 09.17 Saturday, 20 September 2008

# Ginetta Junior Championship

## FREE PRACTICE - BEST SECTORS

SECTOR 1			SECTOR 2			IDEAL / BEST COMPARISON						
POS	NO	NAME	TIME	NO	NAME	TIME	POS	NO	NAME	IDEAL	BEST	DIFF
1	66	PETTIT	34.263	66	PETTIT	23.504	1	66	PETTIT	57.767	57.785	0.018
2	23	LLOYD	34.436	8	ZAMPARELLI	23.604	2	8	ZAMPARELLI	58.133	58.133	0.000
3	28	RICHARDSON	34.516	6	CARNABY	23.626	3	23	LLOYD	58.195	58.270	0.075
4	8	ZAMPARELLI	34.529	15	POWELL	23.668	4	28	RICHARDSON	58.232	58.232	0.000
5	25	WILLIAMSON	34.607	28	RICHARDSON	23.716	5	6	CARNABY	58.308	58.308	0.000
6	6	CARNABY	34.682	29	CRAIG	23.744	6	25	WILLIAMSON	58.385	58.563	0.178
7	60	BATTY	34.699	23	LLOYD	23.759	7	15	POWELL	58.419	58.558	0.139
8	55	HILL	34.716	25	WILLIAMSON	23.778	8	55	HILL	58.502	58.637	0.135
9	15	POWELL	34.751	91	WALKINSHAW	23.778	9	60	BATTY	58.544	58.554	0.010
10	51	AUSTIN	34.808	55	HILL	23.786	10	29	CRAIG	58.630	58.739	0.109
11	26	MOORE	34.823	60	BATTY	23.845	11	51	AUSTIN	58.816	58.832	0.016
12	29	CRAIG	34.886	33	RATTENBURY	23.907	12	26	MOORE	58.826	58.888	0.062
13	33	RATTENBURY	35.108	70	McGUIRE	23.947	13	33	RATTENBURY	59.015	59.491	0.476
14	70	McGUIRE	35.192	26	MOORE	24.003	14	70	McGUIRE	59.139	59.139	0.000
15	86	FARNDON	35.295	51	AUSTIN	24.008	15	91	WALKINSHAW	59.207	59.362	0.155
16	91	WALKINSHAW	35.429	86	FARNDON	24.059	16	86	FARNDON	59.354	59.481	0.127
17	20	HOWARD	35.952	20	HOWARD	24.383	17	20	HOWARD	1:00.335	1:00.538	0.203
18	5	HEPWORTH	36.275	5	HEPWORTH	24.703	18	5	HEPWORTH	1:00.978	1:01.389	0.411
19	44	CRABTREE	36.470	44	CRABTREE	24.875	19	44	CRABTREE	1:01.345	1:01.362	0.017
<b>Perfect lap</b>										57.767		

Car 44 - Transponder incorrectly mounted

Weather / Track : Sunny / Dry

www.tsl-timing.com

Brands Indy  
Circuit Length = 1.1986 miles  
Start: 09:00 End: 09:16

Printed - 09.17 Saturday, 20 September 2008

# Ginetta Junior Championship

## QUALIFYING - ROUND 23 - CLASSIFICATION

POS	NO	CL	NAME	ENTRY	TIME	ON	LAPS	GAP	DIFF	MPH
1	66		<b>Dominic PETTIT</b>	Dominant Motorsport	<b>58.327</b>	12	12			73.98
2	6		<b>Thomas CARNABY</b>	TollBar Racing	<b>58.358</b>	8	12	<b>0.031</b>	0.031	73.94
3	15		<b>Alice POWELL</b>	Tockwith Motorsport	<b>58.363</b>	12	13	<b>0.036</b>	0.005	73.93
4	23		<b>Daniel LLOYD</b>	Tockwith Racing	<b>58.446</b>	5	13	<b>0.119</b>	0.083	73.82
5	55		<b>Josh HILL</b>	TollBar Racing	<b>58.462</b>	8	12	<b>0.135</b>	0.016	73.80
6	28		<b>George RICHARDSON</b>	Tollbar Racing	<b>58.469</b>	8	12	<b>0.142</b>	0.007	73.80
7	8		<b>Dino ZAMPARELLI</b>	Muzz Racing	<b>58.496</b>	5	13	<b>0.169</b>	0.027	73.76
8	60		<b>Jake BATTY</b>	TJ Motorsport	<b>58.741</b>	7	11	<b>0.414</b>	0.245	73.45
9	29		<b>Ashley CRAIG</b>	Driver	<b>58.876</b>	5	13	<b>0.549</b>	0.135	73.29
10	86		<b>Jake FARNDON</b>	Driver	<b>58.949</b>	12	12	<b>0.622</b>	0.073	73.19
11	91		<b>Fergus WALKINSHAW</b>	TollBar Racing	<b>58.997</b>	2	12	<b>0.670</b>	0.048	73.14
12	70		<b>Max McGUIRE</b>	Tockwith Motorsport	<b>59.047</b>	5	12	<b>0.720</b>	0.050	73.07
13	51		<b>Alex AUSTIN</b>	Tockwith Motorsport	<b>59.072</b>	11	12	<b>0.745</b>	0.025	73.04
14	26		<b>Sarah MOORE</b>	Tockwith Motorsport	<b>59.209</b>	9	12	<b>0.882</b>	0.137	72.87
15	25		<b>Aaron WILLIAMSON</b>	TJ Motorsport	<b>59.233</b>	2	12	<b>0.906</b>	0.024	72.84
16	33		<b>Jake RATTENBURY</b>	Muzz Racing	<b>59.342</b>	3	4	<b>1.015</b>	0.109	72.71
17	20		<b>Tom HOWARD</b>	Driver	<b>1:00.439</b>	4	8	<b>2.112</b>	1.097	71.39
18	44		<b>Mikey CRABTREE</b>	Driver	<b>1:00.688</b>	12	12	<b>2.361</b>	0.249	71.10
19	5		<b>Ryan HEPWORTH</b>	Hepworth International	<b>1:00.918</b>	5	12	<b>2.591</b>	0.230	70.83

Weather / Track : Sunny / Dry

These results are provisional until the conclusion of any judicial and technical matters.

Brands Indy  
Circuit Length = 1.1986 miles  
Start: 11:10 End: 11:31

Clerk of Course :		Timekeeper :
-------------------	--	--------------

# Ginetta Junior Championship

## QUALIFYING - ROUND 23 - SECTOR ANALYSIS

<b>5</b>	<b>Ryan HEPWORTH</b>				Hepworth International						
1-	Out	75.7	25.078	92.8	1:07.949	7-	Out	75.7	24.988	92.8	1:06.017
2-	36.747	76.9	24.795	92.7	1:01.542	8-	36.938	75.7	24.673	92.9	1:01.611
3-	37.366	75.1	24.867	91.4	1:02.233	9-	<b>36.269</b>	76.3	25.000	92.4	1:01.269
4-	36.689	<b>77.3</b>	<b>24.488</b>	<b>93.7</b>	1:01.177	10-	36.757	76.2	25.472	89.5	1:02.229
5-	36.362	76.7	24.556	93.6	<b>1:00.918</b>	11-	36.936	76.9	24.766	93.3	1:01.702
6-			In		7:32.743P	12-	36.361	76.3	24.750	92.7	1:01.111
<b>6</b>	<b>Thomas CARNABY</b>				TollBar Racing						
1-	Out	78.0	24.000	92.9	1:03.627	7-	Out	76.7	23.966	94.9	1:06.048
2-	35.114	78.4	23.980	93.9	59.094	8-	34.734	79.5	<b>23.624</b>	95.2	<b>58.358</b>
3-	34.684	78.8	24.043	93.7	58.727	9-	35.164	79.3	23.661	95.2	58.825
4-	34.837	78.7	23.824	94.1	58.661	10-	37.657	71.3	24.172	94.9	1:01.829
5-	<b>34.635</b>	79.1	23.806	94.0	58.441	11-	35.204	79.0	23.784	95.2	58.988
6-	34.803	78.9	In		8:32.447P	12-	35.230	76.3	23.928	94.9	59.158
<b>8</b>	<b>Dino ZAMPARELLI</b>				Muzz Racing						
1-	Out	73.9	24.862	91.7	1:09.742	8-	34.934	78.6	23.857	94.5	58.791
2-	37.331	76.6	23.964	95.1	1:01.295	9-	34.840	77.0	23.864	94.5	58.704
3-	35.135	78.9	23.949	94.1	59.084	10-	35.002	79.2	23.803	94.4	58.805
4-	36.327	77.5	24.247	<b>95.5</b>	1:00.574	11-	34.793	79.2	23.869	94.3	58.662
5-	<b>34.693</b>	79.4	23.803	95.1	<b>58.496</b>	12-	34.808	79.2	23.789	94.8	58.597
6-			In		7:34.341P	13-	34.787	79.3	<b>23.757</b>	94.8	58.544
7-	Out	78.1	24.101	94.3	1:04.886						
<b>15</b>	<b>Alice POWELL</b>				Tockwith Motorsport						
1-	Out	74.2	24.985	92.8	1:09.183	8-	34.837	79.2	23.715	94.5	58.552
2-	37.207	76.5	26.824	89.4	1:04.031	9-	34.748	79.5	23.874	94.7	58.622
3-	35.768	79.3	23.979	94.3	59.747	10-	35.075	79.7	23.807	94.7	58.882
4-	35.020	79.4	23.910	94.8	58.930	11-	34.878	79.3	23.760	95.1	58.638
5-	34.668	79.8	23.827	94.7	58.495	12-	<b>34.654</b>	79.6	<b>23.709</b>	<b>95.2</b>	<b>58.363</b>
6-			In		7:33.172P	13-	34.776	<b>80.1</b>	23.810	94.8	58.586
7-	Out	77.0	24.101	94.3	1:05.133						
<b>20</b>	<b>Tom HOWARD</b>				Driver						
1-	Out	75.8	24.802	92.2	1:05.172	5-	36.074	<b>77.2</b>	24.526	92.3	1:00.600
2-	36.550	76.4	24.453	93.5	1:01.003	6-			In		7:55.097P
3-	36.168	76.5	<b>24.421</b>	92.7	1:00.589	7-	Out	75.0	27.441	88.1	1:08.797
4-	35.995	76.5	24.444	92.4	<b>1:00.439</b>	8-	36.009	73.7	24.766	<b>94.3</b>	1:00.775
<b>23</b>	<b>Daniel LLOYD</b>				Tockwith Racing						
1-	Out	78.8	24.215	94.5	1:03.148	8-	34.827	77.5	23.908	94.5	58.735
2-	41.682	77.3	23.997	95.2	1:05.679	9-	<b>34.712</b>	77.3	23.966	94.4	58.678
3-	35.140	78.0	23.912	95.3	59.052	10-	34.897	77.9	23.912	94.5	58.809
4-	34.727	78.2	23.803	96.0	58.530	11-	34.731	77.7	23.956	94.8	58.687
5-	34.713	<b>78.9</b>	<b>23.733</b>	<b>96.4</b>	<b>58.446</b>	12-	34.977	77.6	23.961	94.7	58.938
6-			In		7:46.928P	13-	35.028	77.0	23.946	94.8	58.974
7-	Out	76.3	24.049	94.7	1:03.436						
<b>25</b>	<b>Aaron WILLIAMSON</b>				TJ Motorsport						
1-	Out	75.7	24.345	93.3	1:04.519	7-	Out	77.4	24.437	94.3	1:05.911
2-	35.286	77.7	23.947	<b>94.9</b>	<b>59.233</b>	8-	35.535	77.7	24.074	93.9	59.609
3-	39.364	66.8	26.583	93.5	1:05.947	9-	35.700	77.2	23.993	94.3	59.693
4-	35.418	77.6	24.408	94.0	59.826	10-	35.301	78.1	24.060	94.0	59.361
5-	35.690	72.3	25.940	93.7	1:01.630	11-	35.407	78.3	24.033	94.0	59.440
6-			In		7:51.122P	12-	<b>35.258</b>	78.3	<b>24.115</b>	93.7	59.373
<b>26</b>	<b>Sarah MOORE</b>				Tockwith Motorsport						
1-	Out	77.1	24.558	92.1	1:03.925	7-	Out	76.3	25.760	93.2	1:06.771
2-	36.439	77.0	24.403	93.2	1:00.842	8-	35.068	76.8	24.197	94.3	59.265
3-	35.952	78.2	23.889	95.2	59.841	9-	35.173	77.0	24.036	94.5	<b>59.209</b>
4-	35.954	77.8	24.456	94.1	1:00.410	10-	35.323	77.9	23.952	94.4	59.275
5-	35.202	77.7	24.095	93.9	59.297	11-	35.925	<b>79.0</b>	<b>23.853</b>	<b>95.3</b>	59.778

Brands Indy  
Circuit Length = 1.1986 miles  
Start: 11:10 End: 11:31

Weather / Track : Sunny / Dry

# Ginetta Junior Championship

## QUALIFYING - ROUND 23 - SECTOR ANALYSIS

6 -	<b>34.770</b>	78.5	In		8:04.253P	12 -	34.967	78.3	24.310	94.4	59.277
<b>28</b>	<b>George RICHARDSON</b> Tollbar Racing										
1 -	Out	77.8	24.104	93.9	1:02.601	7 -	35.058	79.0	23.729	96.1	58.787
2 -	35.203	78.0	24.049	94.1	59.252	8 -	34.867	<b>79.9</b>	<b>23.602</b>	<b>97.5</b>	<b>58.469</b>
3 -	35.890	78.7	24.148	94.1	1:00.038	9 -	35.090	79.6	23.970	94.7	59.060
4 -	35.050	78.6	24.125	94.1	59.175	10 -	34.953	78.9	23.865	94.9	58.818
5 -	34.910	78.8	In		8:12.360P	11 -	<b>34.701</b>	79.4	23.916	94.9	58.617
6 -	Out	77.7	23.911	95.6	1:05.154	12 -	35.069	78.9	23.916	94.8	58.985
<b>29</b>	<b>Ashley CRAIG</b> Driver										
1 -	Out	76.1	24.869	91.7	1:07.069	8 -	35.617	76.3	24.255	94.3	59.872
2 -	37.025	78.3	24.360	94.8	1:01.385	9 -	35.127	78.1	23.967	94.5	59.094
3 -	35.154	78.4	<b>23.845</b>	<b>95.3</b>	58.999	10 -	35.954	<b>78.7</b>	24.096	94.3	1:00.050
4 -	36.109	75.8	24.166	<b>95.3</b>	1:00.275	11 -	35.161	78.6	23.889	94.9	59.050
5 -	34.979	<b>78.7</b>	23.897	94.8	<b>58.876</b>	12 -	35.123	78.1	23.912	95.1	59.035
6 -			In		7:36.391P	13 -	35.152	77.9	24.031	94.9	59.183
7 -	Out	77.7	24.023	94.8	1:04.465						
<b>33</b>	<b>Jake RATTENBURY</b> Muzz Racing										
1 -	Out	74.9	24.991	<b>95.9</b>	1:08.526	3 -	35.110	79.3	<b>24.232</b>	95.1	<b>59.342</b>
2 -	36.721	76.8	24.948	94.4	1:01.669	4 -	35.321	77.6	24.286	95.7	59.607
<b>44</b>	<b>Mikey CRABTREE</b> Driver										
1 -	Out	75.3	25.374	90.2	1:06.762	7 -	Out	76.3	24.556	<b>92.3</b>	1:07.032
2 -	36.683	75.6	<b>24.439</b>	<b>92.3</b>	1:01.122	8 -	36.254	77.3	24.581	92.2	1:00.835
3 -	36.544	76.5	24.717	90.1	1:01.261	9 -	36.071	<b>78.0</b>	24.881	<b>92.3</b>	1:00.952
4 -	36.762	75.7	24.855	90.0	1:01.617	10 -	36.356	76.6	24.692	91.6	1:01.048
5 -	36.286	75.4	24.851	90.0	1:01.137	11 -	36.389	77.2	24.586	91.9	1:00.975
6 -			In		7:26.944P	12 -	<b>35.950</b>	77.0	24.738	92.1	<b>1:00.688</b>
<b>51</b>	<b>Alex AUSTIN</b> Tockwith Motorsport										
1 -	Out	77.7	24.325	93.6	1:03.784	7 -	Out	77.6	24.005	95.2	1:03.786
2 -	35.492	78.6	24.436	<b>95.9</b>	59.928	8 -	35.276	78.0	24.117	94.9	59.393
3 -	35.392	78.7	<b>23.924</b>	<b>94.5</b>	59.316	9 -	<b>35.030</b>	<b>78.9</b>	24.219	94.8	59.249
4 -	35.210	77.0	24.271	94.3	59.481	10 -	35.253	78.0	24.103	95.2	59.356
5 -	35.191	<b>78.9</b>	24.080	94.3	59.271	11 -	35.065	78.8	24.007	95.2	<b>59.072</b>
6 -	35.157	<b>78.9</b>	In		7:57.156P	12 -	35.443	78.3	24.070	94.9	59.513
<b>55</b>	<b>Josh HILL</b> TollBar Racing										
1 -	Out	78.9	23.814	93.9	1:03.026	7 -	Out	76.7	23.903	95.5	1:04.774
2 -	35.124	79.0	23.948	94.1	59.072	8 -	34.713	79.4	<b>23.749</b>	95.3	<b>58.462</b>
3 -	34.755	79.0	23.817	94.9	58.572	9 -	34.763	79.2	23.936	95.1	58.699
4 -	35.017	77.6	23.837	94.9	58.854	10 -	34.954	78.5	23.885	94.8	58.839
5 -	34.865	79.1	23.868	94.5	58.733	11 -	34.850	<b>79.6</b>	23.917	95.1	58.767
6 -	<b>34.617</b>	79.5	In		8:33.581P	12 -	35.064	79.0	23.899	<b>95.9</b>	58.963
<b>60</b>	<b>Jake BATTY</b> TJ Motorsport										
1 -	Out	77.8	24.468	94.0	1:05.548	7 -	<b>34.733</b>	79.5	24.008	94.7	<b>58.741</b>
2 -	35.037	78.9	<b>23.842</b>	95.2	58.879	8 -	46.989	75.2	24.514	95.3	1:11.503
3 -	35.114	78.8	23.949	<b>95.7</b>	59.063	9 -	35.013	79.1	24.046	95.3	59.059
4 -	34.772	<b>80.0</b>	24.255	94.0	59.027	10 -	34.911	79.4	24.165	<b>95.7</b>	59.076
5 -	35.036	77.8	In		8:44.257P	11 -	35.155	79.3	24.013	95.5	59.168
6 -	Out	78.0	24.461	95.5	1:07.697						
<b>66</b>	<b>Dominic PETTIT</b> Dominant Motorsport										
1 -	Out	79.5	24.478	<b>98.4</b>	1:04.873	7 -	Out	77.6	24.080	96.3	1:02.823
2 -	35.626	79.0	23.864	95.9	59.490	8 -	34.745	81.0	23.717	97.7	58.462
3 -	36.393	80.2	24.034	96.6	1:00.427	9 -	35.331	80.7	23.903	97.3	59.234
4 -	35.358	77.9	23.986	96.3	59.344	10 -	34.776	81.0	23.694	97.8	58.470
5 -	34.577	80.5	23.848	95.5	58.425	11 -	34.873	81.0	23.746	97.3	58.619
6 -			In		7:56.314P	12 -	34.635	<b>81.2</b>	<b>23.692</b>	<b>98.4</b>	<b>58.327</b>

Brands Indy  
Circuit Length = 1.1986 miles  
Start: 11:10 End: 11:31

Weather / Track : Sunny / Dry

**Ginetta Junior Championship**  
**QUALIFYING - ROUND 23 - SECTOR ANALYSIS**

<b>70</b>		<b>Max McGUIRE</b>		<b>Tockwith Motorsport</b>							
1 -	Out	77.4	24.535	94.0	1:04.418	7 -	Out	68.0	26.240	93.7	1:13.500
2 -	36.276	78.7	24.228	94.7	1:00.504	8 -	35.588	78.3	24.168	95.2	59.756
3 -	35.604	78.8	24.081	95.1	59.685	9 -	36.106	<b>79.3</b>	24.240	95.1	1:00.346
4 -	35.256	79.0	24.048	95.2	59.304	10 -	35.366	78.7	24.462	93.9	59.828
5 -	<b>35.069</b>	79.1	<b>23.978</b>	<b>95.5</b>	<b>59.047</b>	11 -	35.468	78.6	24.180	94.8	59.648
6 -			In		7:57.344P	12 -	35.384	78.6	24.889	94.9	1:00.273
<b>86</b>		<b>Jake FARNDON</b>		<b>Driver</b>							
1 -	Out	78.0	24.576	94.4	1:03.578	7 -	Out	77.6	24.182	93.7	1:03.357
2 -	35.654	77.9	24.141	93.5	59.795	8 -	35.198	77.8	24.050	94.0	59.248
3 -	35.312	78.0	24.274	94.0	59.586	9 -	35.145	77.9	24.157	93.6	59.302
4 -	35.307	78.4	23.995	94.9	59.302	10 -	35.937	73.0	26.876	62.3	1:02.813
5 -	35.015	79.0	24.067	95.3	59.082	11 -	42.866	79.0	<b>23.836</b>	95.1	1:06.702
6 -			In		8:13.895P	12 -	35.112	78.4	23.837	<b>95.6</b>	<b>58.949</b>
<b>91</b>		<b>Fergus WALKINSHAW</b>		<b>TollBar Racing</b>							
1 -	Out	77.8	24.101	93.5	1:03.369	7 -	Out	77.0	24.736	94.7	1:03.520
2 -	<b>35.065</b>	78.5	23.932	94.7	<b>58.997</b>	8 -	35.199	78.7	<b>23.880</b>	95.1	59.079
3 -	35.092	79.0	23.944	94.7	59.036	9 -	35.462	78.8	23.977	95.1	59.439
4 -	35.933	78.4	23.913	95.2	59.846	10 -	35.163	78.8	24.221	94.0	59.384
5 -	35.272	78.4	24.022	94.3	59.294	11 -	35.305	77.7	23.939	94.9	59.244
6 -	35.106	78.4	In		8:10.509P	12 -	35.516	78.0	23.990	95.2	59.506

# Ginetta Junior Championship

## QUALIFYING - ROUND 23 - SPEED TRAPS

SECTOR 1				SECTOR 2			FINISH LINE			
POS	NO	NAME	MPH	NO	NAME	MPH	NO	NAME	MPH	
1	66	Dominic PETTIT	81.2				66	Dominic PETTIT	98.4	
2	15	Alice POWELL	80.1				28	George RICHARDSON	97.5	
3	60	Jake BATTY	80.0				23	Daniel LLOYD	96.4	
4	8	Dino ZAMPARELLI	79.9				33	Jake RATTENBURY	95.9	
5	28	George RICHARDSON	79.9				51	Alex AUSTIN	95.9	
6	33	Jake RATTENBURY	79.8				55	Josh HILL	95.9	
7	6	Thomas CARNABY	79.7				60	Jake BATTY	95.7	
8	55	Josh HILL	79.6				86	Jake FARNDON	95.6	
9	86	Jake FARNDON	79.6				6	Thomas CARNABY	95.5	
10	70	Max McGUIRE	79.3				8	Dino ZAMPARELLI	95.5	
11	91	Fergus WALKINSHAW	79.1				70	Max McGUIRE	95.5	
12	25	Aaron WILLIAMSON	79.0				26	Sarah MOORE	95.3	
13	26	Sarah MOORE	79.0				29	Ashley CRAIG	95.3	
14	23	Daniel LLOYD	78.9				91	Fergus WALKINSHAW	95.3	
15	51	Alex AUSTIN	78.9				15	Alice POWELL	95.2	
16	29	Ashley CRAIG	78.7				25	Aaron WILLIAMSON	94.9	
17	44	Mikey CRABTREE	78.0				20	Tom HOWARD	94.3	
18	5	Ryan HEPWORTH	77.3				5	Ryan HEPWORTH	93.7	
19	20	Tom HOWARD	77.2				44	Mikey CRABTREE	92.3	

Weather / Track : Sunny / Dry

www.tsl-timing.com

Brands Indy  
Circuit Length = 1.1986 miles  
Start: 11:10 End: 11:31

Printed - 11.31 Saturday, 20 September 2008

# Ginetta Junior Championship

## QUALIFYING - ROUND 23 - BEST SECTORS

SECTOR 1			SECTOR 2			IDEAL / BEST COMPARISON						
POS	NO	NAME	TIME	NO	NAME	TIME	POS	NO	NAME	IDEAL	BEST	DIFF
1	66	PETTIT	34.531	28	RICHARDSON	23.602	1	66	PETTIT	58.180	58.327	0.147
2	55	HILL	34.617	6	CARNABY	23.624	2	6	CARNABY	58.259	58.358	0.099
3	6	CARNABY	34.635	66	PETTIT	23.649	3	28	RICHARDSON	58.303	58.469	0.166
4	15	POWELL	34.654	15	POWELL	23.709	4	15	POWELL	58.363	58.363	0.000
5	8	ZAMPARELLI	34.693	23	LLOYD	23.733	5	55	HILL	58.366	58.462	0.096
6	28	RICHARDSON	34.701	55	HILL	23.749	6	23	LLOYD	58.445	58.446	0.001
7	23	LLOYD	34.712	8	ZAMPARELLI	23.757	7	8	ZAMPARELLI	58.450	58.496	0.046
8	60	BATTY	34.733	86	FARNDON	23.836	8	60	BATTY	58.575	58.741	0.166
9	26	MOORE	34.770	60	BATTY	23.842	9	26	MOORE	58.623	59.209	0.586
10	29	CRAIG	34.904	29	CRAIG	23.845	10	29	CRAIG	58.749	58.876	0.127
11	86	FARNDON	34.997	26	MOORE	23.853	11	86	FARNDON	58.833	58.949	0.116
12	51	AUSTIN	35.030	25	WILLIAMSON	23.874	12	91	WALKINSHAW	58.945	58.997	0.052
13	91	WALKINSHAW	35.065	91	WALKINSHAW	23.880	13	51	AUSTIN	58.954	59.072	0.118
14	70	McGUIRE	35.069	51	AUSTIN	23.924	14	70	McGUIRE	59.047	59.047	0.000
15	33	RATTENBURY	35.076	70	McGUIRE	23.978	15	25	WILLIAMSON	59.132	59.233	0.101
16	25	WILLIAMSON	35.258	33	RATTENBURY	24.232	16	33	RATTENBURY	59.308	59.342	0.034
17	20	HOWARD	35.787	20	HOWARD	24.421	17	20	HOWARD	1:00.208	1:00.439	0.231
18	44	CRABTREE	35.950	44	CRABTREE	24.439	18	44	CRABTREE	1:00.389	1:00.688	0.299
19	5	HEPWORTH	36.269	5	HEPWORTH	24.488	19	5	HEPWORTH	1:00.757	1:00.918	0.161
<b>Perfect lap</b>										<b>58.133</b>		

Weather / Track : Sunny / Dry


www.tsl-timing.com

Brands Indy  
Circuit Length = 1.1986 miles  
Start: 11:10 End: 11:31

Printed - 11.32 Saturday, 20 September 2008

# Ginetta Junior Championship

## ROUND 23 - GRID


ROW 10	1:00.918 5 Ryan HEPWORTH	
ROW 9	1:00.439 20 Tom HOWARD	1:00.688 44 Mikey CRABTREE
ROW 8	59.233 25 Aaron WILLIAMSON	59.342 33 Jake RATTENBURY
ROW 7	59.072 51 Alex AUSTIN	59.209 26 Sarah MOORE
ROW 6	58.997 91 Fergus WALKINSHAW	59.047 70 Max McGUIRE
ROW 5	58.876 29 Ashley CRAIG	58.949 86 Jake FARNDON
ROW 4	58.496 8 Dino ZAMPARELLI	58.741 60 Jake BATTY
ROW 3	58.462 55 Josh HILL	58.469 28 George RICHARDSON
ROW 2	58.363 15 Alice POWELL	58.446 23 Daniel LLOYD
ROW 1	58.327 66 Dominic PETTIT	58.358 6 Thomas CARNABY
<b>Pole</b>		
		

Brands Indy  
Circuit Length = 1.1986 miles

Clerk of Course :		Timekeeper :

# Ginetta Junior Championship

## ROUND 24 - GRID

ROW 10	1:01.111 5 Ryan HEPWORTH	
ROW 9	1:00.589 20 Tom HOWARD	1:00.835 44 Mikey CRABTREE
ROW 8	59.361 25 Aaron WILLIAMSON	59.607 33 Jake RATTENBURY
ROW 7	59.265 26 Sarah MOORE	59.304 70 Max MCGUIRE
ROW 6	59.082 86 Jake FARNDON	59.249 51 Alex AUSTIN
ROW 5	58.999 29 Ashley CRAIG	59.036 91 Fergus WALKINSHAW
ROW 4	58.617 28 George RICHARDSON	58.879 60 Jake BATTY
ROW 3	58.544 8 Dino ZAMPARELLI	58.572 55 Josh HILL
ROW 2	58.495 15 Alice POWELL	58.530 23 Daniel LLOYD
ROW 1	58.425 66 Dominic PETTIT	58.441 6 Thomas CARNABY
<b>Pole</b>		
		

Brands Indy  
Circuit Length = 1.1986 miles

Clerk of Course :

Timekeeper :

# Ginetta Junior Championship

## ROUND 23 - CLASSIFICATION

POS	NO	CL	NAME	ENTRY	LAPS	TIME	GAP	DIFF	MPH	BEST	ON
1	66		<b>Dominic PETTIT</b>	Dominant Motorsport	11	12:08.423			65.16	58.573	10
2	23		<b>Daniel LLOYD</b>	Tockwith Racing	11	12:09.223	<b>0.800</b>	0.800	65.09	58.636	11
3	15		<b>Alice POWELL</b>	Tockwith Motorsport	11	12:10.026	<b>1.603</b>	0.803	65.01	58.814	11
4	6		<b>Thomas CARNABY</b>	TollBar Racing	11	12:10.368	<b>1.945</b>	0.342	64.98	58.716	11
5	28		<b>George RICHARDSON</b>	Tollbar Racing	11	12:11.758	<b>3.335</b>	1.390	64.86	59.168	9
6	55		<b>Josh HILL</b>	TollBar Racing	11	12:11.862	<b>3.439</b>	0.104	64.85	59.061	3
7	8		<b>Dino ZAMPARELLI</b>	Muzz Racing	11	12:12.166	<b>3.743</b>	0.304	64.82	58.296	11
8	91		<b>Fergus WALKINSHAW</b>	TollBar Racing	11	12:13.664	<b>5.241</b>	1.498	64.69	59.454	11
9	51		<b>Alex AUSTIN</b>	Tockwith Motorsport	11	12:13.859	<b>5.436</b>	0.195	64.67	59.044	10
10	86		<b>Jake FARNDON</b>	Driver	11	12:14.978	<b>6.555</b>	1.119	64.58	59.392	11
11	60		<b>Jake BATTY</b>	TJ Motorsport	11	12:19.316	<b>10.893</b>	4.338	64.20	59.839	8
12	70		<b>Max McGUIRE</b>	Tockwith Motorsport	11	12:19.969	<b>11.546</b>	0.653	64.14	59.524	9
13	20		<b>Tom HOWARD</b>	Driver	11	12:20.581	<b>12.158</b>	0.612	64.09	59.944	9
14	44		<b>Mikey CRABTREE</b>	Driver	11	12:22.741	<b>14.318</b>	2.160	63.90	1:00.590	9
15	25		<b>Aaron WILLIAMSON</b>	TJ Motorsport	11	12:27.766	<b>19.343</b>	5.025	63.47	59.144	7
NOT CLASSIFIED											
<i>DNF</i>	33		<b>Jake RATTENBURY</b>	Muzz Racing	9	10:17.499	<b>2 laps</b>	2 laps	62.89	59.878	2
<i>DNF</i>	26		<b>Sarah MOORE</b>	Tockwith Motorsport	9	10:17.670	<b>2 laps</b>	0.171	62.87	59.836	7
<i>DNF</i>	29		<b>Ashley CRAIG</b>	Driver	6	7:15.928	<b>5 laps</b>	3 laps	59.39	1:00.772	2
<i>DNF</i>	5		<b>Ryan HEPWORTH</b>	Hepworth International	2	2:14.391	<b>9 laps</b>	4 laps	64.21	1:00.313	2
FASTEST LAP											
	8		<b>Dino ZAMPARELLI</b>	Muzz Racing	11	58.296		74.01 mph		119.12 kph	

Cars 8 & 33 - Transponders not working

Weather / Track : Sunny / Dry

These results are provisional until the conclusion of any judicial and technical matters.

Brands Indy  
Circuit Length = 1.1986 miles  
Start: 16:21 End: 16:35

Clerk of Course :		Timekeeper :
-------------------	--	--------------

# Ginetta Junior Championship

## ROUND 23 - SECTOR ANALYSIS

<b>5</b>	<b>Ryan HEPWORTH</b>					Hepworth International					
1-	40.783	76.3	24.969	92.9	1:05.752	2-	<b>35.988</b>	<b>76.9</b>	<b>24.325</b>	<b>93.7</b>	<b>1:00.313</b>
<b>6</b>	<b>Thomas CARNABY</b>					TollBar Racing					
1-	40.758	78.6	23.749	<b>95.7</b>	1:04.507	7-	36.785	78.3	<b>23.647</b>	95.1	1:00.432
2-	35.347	80.2	24.017	94.8	59.364	8-	36.750	79.2	23.841	95.1	1:00.591
3-	35.018	79.0	24.193	94.5	59.211	9-	34.964	<b>80.6</b>	23.971	95.1	58.935
4-	47.389	44.9	31.697	60.6	1:19.086	10-	35.026	80.4	23.934	94.8	58.960
5-	49.954	51.9	34.982	64.9	1:24.936	11-	<b>34.672</b>	80.5	24.044	94.8	<b>58.716</b>
6-	51.108	60.1	30.390	94.4	1:21.498						
<b>8</b>	<b>Dino ZAMPARELLI</b>					Muzz Racing					
1-					1:06.348	7-					1:00.755
2-					59.831	8-					59.859
3-					59.485	9-					59.203
4-					1:17.139	10-					59.543
5-					1:25.395	11-					<b>58.296</b>
6-					1:20.163						
<b>15</b>	<b>Alice POWELL</b>					Tockwith Motorsport					
1-	39.324	79.0	24.023	93.3	1:03.347	7-	36.299	79.8	24.051	<b>94.8</b>	1:00.350
2-	35.114	79.4	23.935	93.2	59.049	8-	36.908	78.7	23.924	94.5	1:00.832
3-	35.361	79.3	23.919	93.2	59.280	9-	35.026	<b>80.3</b>	23.906	94.4	58.932
4-	46.693	54.3	32.062	71.3	1:18.755	10-	34.980	<b>80.3</b>	<b>23.868</b>	<b>94.8</b>	58.848
5-	49.995	49.9	34.637	64.0	1:24.632	11-	<b>34.793</b>	<b>80.3</b>	24.021	94.5	<b>58.814</b>
6-	51.930	56.9	30.658	94.1	1:22.588						
<b>20</b>	<b>Tom HOWARD</b>					Driver					
1-	40.896	77.1	24.939	93.6	1:05.835	7-	36.300	<b>78.6</b>	24.328	93.5	1:00.628
2-	36.088	78.3	24.372	<b>94.3</b>	1:00.460	8-	37.188	76.4	24.444	92.7	1:01.632
3-	36.598	76.0	24.409	93.5	1:01.007	9-	<b>35.542</b>	77.9	24.402	92.4	<b>59.944</b>
4-	50.250	36.8	29.512	66.8	1:19.762	10-	36.127	77.5	24.815	91.1	1:00.942
5-	49.514	52.0	34.014	48.9	1:23.528	11-	35.767	78.3	<b>24.231</b>	93.1	59.998
6-	50.301	56.8	28.891	93.2	1:19.192						
<b>23</b>	<b>Daniel LLOYD</b>					Tockwith Racing					
1-	39.709	78.4	23.758	95.7	1:03.467	7-	35.610	78.6	23.920	93.3	59.530
2-	35.315	78.8	23.791	<b>96.3</b>	59.106	8-	37.115	<b>79.6</b>	23.896	94.8	1:01.011
3-	35.777	78.3	<b>23.717</b>	95.1	59.494	9-	35.011	78.6	23.794	94.7	58.805
4-	46.771	56.7	32.308	66.5	1:19.079	10-	34.954	79.0	23.882	94.5	58.836
5-	49.805	51.1	35.381	61.1	1:25.186	11-	<b>34.805</b>	79.0	23.831	94.7	<b>58.636</b>
6-	51.189	58.4	30.295	96.1	1:21.484						
<b>25</b>	<b>Aaron WILLIAMSON</b>					TJ Motorsport					
1-	44.425	78.3	24.268	93.5	1:08.693	7-	35.185	80.3	<b>23.959</b>	<b>95.5</b>	<b>59.144</b>
2-	35.289	78.8	25.336	89.7	1:00.625	8-	35.971	<b>80.4</b>	24.166	93.3	1:00.137
3-	35.372	79.5	24.020	94.0	59.392	9-	35.732	78.8	24.432	93.2	1:00.164
4-	50.771	36.5	29.075	69.6	1:19.846	10-	<b>34.979</b>	79.4	24.252	92.9	59.231
5-	49.520	61.1	33.869	49.8	1:23.389	11-	46.660	78.2	24.492	92.7	1:11.152
6-	50.573	51.5	28.190	92.4	1:18.763						
<b>26</b>	<b>Sarah MOORE</b>					Tockwith Motorsport					
1-	39.891	76.6	24.680	93.9	1:04.571	6-	50.228	56.7	29.014	93.1	1:19.242
2-	36.738	78.6	24.935	93.6	1:01.673	7-	35.596	78.7	<b>24.240</b>	93.9	<b>59.836</b>
3-	<b>35.365</b>	76.5	25.598	94.5	1:00.963	8-	35.874	78.1	24.378	<b>94.7</b>	1:00.252
4-	49.744	38.6	30.220	67.3	1:19.964	9-	35.995	<b>79.4</b>	24.553	94.5	1:00.548
5-	49.272	50.3	34.457	49.1	1:23.729						
<b>28</b>	<b>George RICHARDSON</b>					Tollbar Racing					
1-	39.214	79.5	24.012	95.5	1:03.226	7-	35.570	79.9	<b>23.868</b>	96.3	59.438
2-	35.285	<b>80.0</b>	24.295	96.0	59.580	8-	36.939	79.4	24.198	<b>97.3</b>	1:01.137
3-	35.283	79.8	24.311	95.3	59.594	9-	35.285	<b>80.0</b>	23.883	95.7	<b>59.168</b>
4-	47.481	46.1	31.656	55.2	1:19.137	10-	35.358	79.9	24.011	94.7	59.369

Cars 8 & 33 - Transponders not working

Weather / Track : Sunny / Dry

# Ginetta Junior Championship

## ROUND 23 - SECTOR ANALYSIS

5 -	49.961	55.1	34.963	65.0	1:24.924	11 -	<b>35.255</b>	79.0	24.072	95.9	59.327
6 -	51.040	62.8	30.547	94.7	1:21.587						
<b>29</b>	<b>Ashley CRAIG</b>					Driver					
1 -	40.094	<b>77.5</b>	<b>24.519</b>	95.2	1:04.613	4 -	48.897	37.7	30.174	67.6	1:19.071
2 -	<b>36.156</b>	77.0	24.616	<b>95.9</b>	<b>1:00.772</b>	5 -	49.402	50.2	34.831	49.8	1:24.233
3 -	36.512	76.1	25.484	95.7	1:01.996	6 -	49.987	54.8	29.141	94.7	1:19.128
<b>33</b>	<b>Jake RATTENBURY</b>					Muzz Racing					
1 -	39.624	78.0	25.815	41.7	1:05.439	6 -	49.819	56.1	29.492		1:19.311
2 -	<b>35.010</b>	76.9	24.868		<b>59.878</b>	7 -	36.752	73.9	<b>24.369</b>	<b>95.5</b>	1:01.121
3 -	35.430	79.1	25.288	51.0	1:00.718	8 -	36.253	<b>79.4</b>	24.730		1:00.983
4 -	46.923	42.9	31.298	70.0	1:18.221	9 -	35.606	77.9	24.772	95.3	1:00.378
5 -	49.487	43.0	34.663	55.4	1:24.150						
<b>44</b>	<b>Mikey CRABTREE</b>					Driver					
1 -	39.666	77.8	25.525	90.9	1:05.191	7 -	36.313	<b>78.3</b>	24.578	91.4	1:00.891
2 -	<b>35.934</b>	77.7	25.166	91.1	1:01.100	8 -	36.814	76.1	24.535	<b>91.8</b>	1:01.349
3 -	37.083	74.2	24.992	89.5	1:02.075	9 -	36.209	77.9	<b>24.381</b>	91.3	<b>1:00.590</b>
4 -	49.955	38.5	29.378	71.7	1:19.333	10 -	36.341	76.8	24.926	90.2	1:01.267
5 -	49.729	60.2	33.786	52.2	1:23.515	11 -	36.119	77.0	24.580	88.8	1:00.699
6 -	50.390	55.5	28.792	90.3	1:19.182						
<b>51</b>	<b>Alex AUSTIN</b>					Tockwith Motorsport					
1 -	39.723	76.6	24.407	96.0	1:04.130	7 -	35.632	77.9	24.372	94.7	1:00.004
2 -	36.017	78.1	24.163	95.6	1:00.180	8 -	36.118	79.4	<b>23.925</b>	<b>97.1</b>	1:00.043
3 -	35.330	79.0	24.158	93.5	59.488	9 -	36.172	77.8	24.528	94.4	1:00.700
4 -	47.362	47.1	31.017	58.4	1:18.379	10 -	<b>35.014</b>	<b>79.5</b>	24.030	95.5	<b>59.044</b>
5 -	50.218	48.0	34.719	59.0	1:24.937	11 -	35.614	78.5	23.945	96.0	59.559
6 -	50.099	63.0	30.554	94.1	1:20.653						
<b>55</b>	<b>Josh HILL</b>					TollBar Racing					
1 -	40.207	77.6	24.487	92.2	1:04.694	7 -	36.177	78.2	23.913	95.3	1:00.090
2 -	35.990	78.2	24.500	92.9	1:00.490	8 -	36.503	79.1	23.881	95.6	1:00.384
3 -	<b>35.138</b>	79.0	23.923	93.3	<b>59.061</b>	9 -	35.551	<b>80.4</b>	<b>23.664</b>	95.7	59.215
4 -	46.476	44.8	31.518	56.1	1:17.994	10 -	35.339	79.8	24.021	95.3	59.360
5 -	50.214	54.3	34.851	63.1	1:25.065	11 -	35.212	77.6	23.985	<b>96.4</b>	59.197
6 -	50.894	62.9	30.367	94.4	1:21.261						
<b>60</b>	<b>Jake BATTY</b>					TJ Motorsport					
1 -	39.977	78.3	24.578	96.3	1:04.555	7 -	35.840	79.2	24.440	94.7	1:00.280
2 -	36.198	78.9	24.093	<b>96.7</b>	1:00.291	8 -	36.038	<b>81.0</b>	<b>23.801</b>	96.3	<b>59.839</b>
3 -	36.900	79.1	24.326	92.8	1:01.226	9 -	35.866	80.7	24.915	93.7	1:00.781
4 -	47.630	45.6	30.619	71.9	1:18.249	10 -	<b>35.203</b>	80.5	25.741	94.7	1:00.944
5 -	50.392	45.0	34.527	58.6	1:24.919	11 -	37.819	78.5	24.637	93.2	1:02.456
6 -	50.164	58.1	29.870	94.7	1:20.034						
<b>66</b>	<b>Dominic PETTIT</b>					Dominant Motorsport					
1 -	38.735	79.9	24.101	93.7	1:02.836	7 -	36.210	80.7	23.914	<b>96.0</b>	1:00.124
2 -	34.941	79.9	24.078	94.0	59.019	8 -	36.433	80.6	23.914	94.7	1:00.347
3 -	<b>34.666</b>	80.9	24.397	85.9	59.063	9 -	34.795	81.1	23.886	94.3	58.681
4 -	46.597	57.2	32.751	65.0	1:19.348	10 -	34.739	<b>81.2</b>	<b>23.834</b>	94.5	<b>58.573</b>
5 -	50.006	53.3	34.771	64.7	1:24.777	11 -	34.805	81.0	23.919	94.3	58.724
6 -	51.935	56.4	30.952	93.1	1:22.887						
<b>70</b>	<b>Max McGUIRE</b>					Tockwith Motorsport					
1 -	40.397	75.8	26.198	94.7	1:06.595	7 -	35.901	79.3	24.598	93.5	1:00.499
2 -	35.880	79.1	24.659	94.0	1:00.539	8 -	37.521	77.9	24.524	94.0	1:02.045
3 -	35.465	79.2	24.689	<b>95.6</b>	1:00.154	9 -	<b>35.222</b>	79.5	<b>24.302</b>	94.5	<b>59.524</b>
4 -	49.350	36.7	30.275	68.8	1:19.625	10 -	35.562	<b>80.1</b>	24.723	93.7	1:00.285
5 -	49.178	49.3	34.732	49.6	1:23.910	11 -	36.566	77.7	24.674	94.0	1:01.240
6 -	49.910	59.8	29.125	94.7	1:19.035						

Cars 8 & 33 - Transponders not working

Weather / Track : Sunny / Dry

www.tsl-timing.com

Brands Indy  
Circuit Length = 1.1986 miles  
Start: 16:21 End: 16:35

**Ginetta Junior Championship**  
**ROUND 23 - SECTOR ANALYSIS**

<b>86</b>	<b>Jake FARNDON</b>					<b>Driver</b>					
1 -	40.036	76.2	24.234	95.5	1:04.270	7 -	35.515	78.7	24.474	94.9	59.989
2 -	36.062	77.7	24.126	<b>95.9</b>	1:00.188	8 -	36.190	<b>79.7</b>	<b>23.880</b>	94.7	1:00.070
3 -	37.948	75.7	25.000	94.5	1:02.948	9 -	35.754	<b>79.7</b>	24.617	94.4	1:00.371
4 -	48.102	44.4	30.699	66.2	1:18.801	10 -	35.520	79.5	24.095	93.2	59.615
5 -	49.333	42.4	34.649	52.2	1:23.982	11 -	<b>35.136</b>	78.5	24.256	94.1	<b>59.392</b>
6 -	49.891	53.3	29.531	95.2	1:19.422						
<b>91</b>	<b>Fergus WALKINSHAW</b>					<b>TollBar Racing</b>					
1 -	39.244	77.2	24.237	94.7	1:03.481	7 -	35.855	78.5	23.922	<b>96.7</b>	59.777
2 -	35.903	76.7	24.548	92.4	1:00.451	8 -	36.539	<b>79.7</b>	24.020	95.9	1:00.559
3 -	35.799	78.5	24.322	94.7	1:00.121	9 -	35.939	79.1	<b>23.846</b>	94.7	59.785
4 -	46.498	47.1	31.332	62.5	1:17.830	10 -	<b>35.184</b>	79.2	24.802	93.9	59.986
5 -	50.245	52.0	35.096	59.1	1:25.341	11 -	35.472	79.0	23.982	94.4	<b>59.454</b>
6 -	50.124	63.1	30.425	94.1	1:20.549						

Cars 8 & 33 - Transponders not working

Weather / Track : Sunny / Dry

# Ginetta Junior Championship

## ROUND 23 - SPEED TRAPS

SECTOR 1				SECTOR 2			FINISH LINE			
POS	NO	NAME	MPH	NO	NAME	MPH	NO	NAME	MPH	
1	66	Dominic PETTIT	81.2				28	George RICHARDSON	97.3	
2	60	Jake BATTY	81.0				51	Alex AUSTIN	97.1	
3	6	Thomas CARNABY	80.6				60	Jake BATTY	96.7	
4	25	Aaron WILLIAMSON	80.4				91	Fergus WALKINSHAW	96.7	
5	55	Josh HILL	80.4				55	Josh HILL	96.4	
6	15	Alice POWELL	80.3				23	Daniel LLOYD	96.3	
7	70	Max McGUIRE	80.1				66	Dominic PETTIT	96.0	
8	28	George RICHARDSON	80.0				29	Ashley CRAIG	95.9	
9	86	Jake FARNDON	79.7				86	Jake FARNDON	95.9	
10	91	Fergus WALKINSHAW	79.7				6	Thomas CARNABY	95.7	
11	23	Daniel LLOYD	79.6				70	Max McGUIRE	95.6	
12	51	Alex AUSTIN	79.5				25	Aaron WILLIAMSON	95.5	
13	26	Sarah MOORE	79.4				33	Jake RATTENBURY	95.5	
14	33	Jake RATTENBURY	79.4				15	Alice POWELL	94.8	
15	20	Tom HOWARD	78.6				26	Sarah MOORE	94.7	
16	44	Mikey CRABTREE	78.3				20	Tom HOWARD	94.3	
17	29	Ashley CRAIG	77.5				5	Ryan HEPWORTH	93.7	
18	5	Ryan HEPWORTH	76.9				44	Mikey CRABTREE	91.8	
19							8	Dino ZAMPARELLI	35.9	

Cars 8 & 33 - Transponders not working

Weather / Track : Sunny / Dry

www.tsl-timing.com

Brands Indy  
Circuit Length = 1.1986 miles  
Start: 16:21 End: 16:35

Printed - 16.38 Saturday, 20 September 2008

# Ginetta Junior Championship

## ROUND 23 - BEST SECTORS

SECTOR 1			SECTOR 2			IDEAL / BEST COMPARISON						
POS	NO	NAME	TIME	NO	NAME	TIME	POS	NO	NAME	IDEAL	BEST	DIFF
1	66	PETTIT	34.666	6	CARNABY	23.647	1	6	CARNABY	58.319	58.716	0.397
2	6	CARNABY	34.672	55	HILL	23.664	2	66	PETTIT	58.500	58.573	0.073
3	15	POWELL	34.793	23	LLOYD	23.717	3	23	LLOYD	58.522	58.636	0.114
4	23	LLOYD	34.805	60	BATTY	23.801	4	15	POWELL	58.661	58.814	0.153
5	25	WILLIAMSON	34.979	66	PETTIT	23.834	5	55	HILL	58.802	59.061	0.259
6	33	RATTENBURY	35.010	91	WALKINSHAW	23.846	6	25	WILLIAMSON	58.938	59.144	0.206
7	51	AUSTIN	35.014	15	POWELL	23.868	7	51	AUSTIN	58.939	59.044	0.105
8	86	FARNDON	35.136	28	RICHARDSON	23.868	8	60	BATTY	59.004	59.839	0.835
9	55	HILL	35.138	86	FARNDON	23.880	9	86	FARNDON	59.016	59.392	0.376
10	91	WALKINSHAW	35.184	51	AUSTIN	23.925	10	91	WALKINSHAW	59.030	59.454	0.424
11	60	BATTY	35.203	25	WILLIAMSON	23.959	11	28	RICHARDSON	59.123	59.168	0.045
12	70	McGUIRE	35.222	20	HOWARD	24.231	12	33	RATTENBURY	59.379	59.878	0.499
13	28	RICHARDSON	35.255	26	MOORE	24.240	13	70	McGUIRE	59.524	59.524	0.000
14	26	MOORE	35.365	70	McGUIRE	24.302	14	26	MOORE	59.605	59.836	0.231
15	20	HOWARD	35.542	5	HEPWORTH	24.325	15	20	HOWARD	59.773	59.944	0.171
16	44	CRABTREE	35.934	33	RATTENBURY	24.369	16	5	HEPWORTH	1:00.313	1:00.313	0.000
17	5	HEPWORTH	35.988	44	CRABTREE	24.381	17	44	CRABTREE	1:00.315	1:00.590	0.275
18	29	CRAIG	36.156	29	CRAIG	24.519	18	29	CRAIG	1:00.675	1:00.772	0.097
19	8	ZAMPARELLI		8	ZAMPARELLI	1:52.313	19	8	ZAMPARELLI		58.296	0.000
<b>Perfect lap</b>										<b>58.313</b>		

Cars 8 & 33 - Transponders not working

Weather / Track : Sunny / Dry

www.tsl-timing.com

Brands Indy  
Circuit Length = 1.1986 miles  
Start: 16:21 End: 16:35

Printed - 16.38 Saturday, 20 September 2008

# Ginetta Junior Championship

## ROUND 23 - LAP CHART

Lap 1			Lap 2			Lap 3			Lap 4			Lap 5		
No	Behind	Laptime	No	Behind	Laptime	No	Behind	Laptime	No	Behind	Laptime	No	Behind	Laptime
66		1:02.836	66		59.019	66		59.063	66		1:19.348	66		1:24.777
15	1.066	1:03.347	15	1.096	59.049	15	1.313	59.280	15	0.720	1:18.755	15	0.575	1:24.632
23	1.176	1:03.467	23	1.263	59.106	23	1.694	59.494	23	1.425	1:19.079	23	1.834	1:25.186
28	1.617	1:03.226	6	2.104	59.364	6	2.252	59.211	6	1.990	1:19.086	6	2.149	1:24.936
6	1.759	1:04.507	28	2.178	59.580	28	2.709	59.594	28	2.498	1:19.137	28	2.645	1:24.924
55	2.865	1:04.694	55	4.336	1:00.490	55	4.334	59.061	55	2.980	1:17.994	55	3.268	1:25.065
91	2.931	1:03.481	91	4.363	1:00.451	91	5.421	1:00.121	91	3.903	1:17.830	91	4.467	1:25.341
86	3.320	1:04.270	86	4.489	1:00.188	51	5.578	59.488	51	4.609	1:18.379	51	4.769	1:24.937
60	3.417	1:04.555	60	4.689	1:00.291	8	6.851	59.485	8	4.642	1:17.139	8	5.260	1:25.395
29	3.848	1:04.613	51	5.153	1:00.180	60	6.852	1:01.226	60	5.753	1:18.249	60	5.895	1:24.919
51	3.992	1:04.130	29	5.601	1:00.772	33	8.373	1:00.718	33	7.246	1:18.221	33	6.619	1:24.150
26	4.583	1:04.571	8	6.429	59.831	86	8.374	1:02.948	86	7.827	1:18.801	86	7.032	1:23.982
8	5.617	1:06.348	33	6.718	59.878	29	8.534	1:01.996	29	8.257	1:19.071	29	7.713	1:24.233
33	5.859	1:05.439	26	7.237	1:01.673	70	8.844	1:00.154	70	9.121	1:19.625	70	8.254	1:23.910
44	5.860	1:05.191	70	7.753	1:00.539	26	9.137	1:00.963	26	9.753	1:19.964	26	8.705	1:23.729
70	6.233	1:06.595	44	7.941	1:01.100	20	9.993	1:01.007	20	10.407	1:19.762	20	9.158	1:23.528
20	6.608	1:05.835	20	8.049	1:00.460	44	10.953	1:02.075	44	10.938	1:19.333	44	9.676	1:23.515
5	7.198	1:05.752	5	8.492	1:00.313	25	10.978	59.392	25	11.476	1:19.846	25	10.088	1:23.389
25	9.043	1:08.693	25	10.649	1:00.625									

Cars 8 & 33 - Transponders not working

Weather / Track : Sunny / Dry

www.tsl-timing.com

Brands Indy  
Circuit Length = 1.1986 miles  
Start: 16:21 End: 16:35

**Ginetta Junior Championship**  
**ROUND 23 - LAP CHART**

Lap 6			Lap 7			Lap 8			Lap 9			Lap 10		
No	Behind	Laptime	No	Behind	Laptime	No	Behind	Laptime	No	Behind	Laptime	No	Behind	Laptime
66		1:22.887	23		59.530	66		1:00.347	66		58.681	66		58.573
15	0.276	1:22.588	66	0.163	1:00.124	23	0.501	1:01.011	23	0.625	58.805	23	0.888	58.836
23	0.431	1:21.484	15	0.665	1:00.350	15	0.987	1:00.832	15	1.238	58.932	15	1.513	58.848
6	0.760	1:21.498	28	0.822	59.438	6	1.312	1:00.591	6	1.566	58.935	6	1.953	58.960
28	1.345	1:21.587	6	1.231	1:00.432	28	1.449	1:01.137	28	1.936	59.168	28	2.732	59.369
55	1.642	1:21.261	55	1.771	1:00.090	55	1.645	1:00.384	55	2.179	59.215	55	2.966	59.360
91	2.129	1:20.549	91	1.945	59.777	91	1.994	1:00.559	91	3.098	59.785	8	4.171	59.543
51	2.535	1:20.653	51	2.578	1:00.004	51	2.111	1:00.043	8	3.201	59.203	91	4.511	59.986
8	2.536	1:20.163	8	3.330	1:00.755	8	2.679	59.859	51	4.130	1:00.700	51	4.601	59.044
60	3.042	1:20.034	60	3.361	1:00.280	60	2.690	59.839	60	4.790	1:00.781	86	5.887	59.615
33	3.043	1:19.311	86	3.595	59.989	86	3.155	1:00.070	86	4.845	1:00.371	25	6.915	59.231
86	3.567	1:19.422	33	4.203	1:01.121	33	4.676	1:00.983	25	6.257	1:00.164	60	7.161	1:00.944
29	3.954	1:19.128	26	4.935	59.836	26	4.677	1:00.252	33	6.373	1:00.378	70	9.030	1:00.285
70	4.402	1:19.035	70	4.940	1:00.499	25	4.774	1:00.137	26	6.544	1:00.548	20	10.884	1:00.942
26	5.060	1:19.242	25	5.147	59.144	70	6.475	1:02.045	70	7.318	59.524	44	12.343	1:01.267
20	5.463	1:19.192	20	6.130	1:00.628	20	7.252	1:01.632	20	8.515	59.944			
25	5.964	1:18.763	44	6.901	1:00.891	44	7.740	1:01.349	44	9.649	1:00.590			
44	5.971	1:19.182												

Cars 8 & 33 - Transponders not working

Weather / Track : Sunny / Dry

www.tsl-timing.com

Brands Indy  
 Circuit Length = 1.1986 miles  
 Start: 16:21 End: 16:35

**Ginetta Junior Championship**  
**ROUND 23 - LAP CHART**

Lap 11		
No	Behind	Laptime
66		58.724
23	0.800	58.636
15	1.603	58.814
6	1.945	58.716
28	3.335	59.327
55	3.439	59.197
8	3.743	58.296
91	5.241	59.454
51	5.436	59.559
86	6.555	59.392
60	10.893	1:02.456
70	11.546	1:01.240
20	12.158	59.998
44	14.318	1:00.699
25	19.343	1:11.152

Cars 8 & 33 - Transponders not working

Weather / Track : Sunny / Dry

[www.tsl-timing.com](http://www.tsl-timing.com)

Brands Indy  
Circuit Length = 1.1986 miles  
Start: 16:21 End: 16:35

# Ginetta Junior Championship

## ROUND 23 - POSITION CHART

No	Name	Laps Pos	1	2	3	4	5	6	7	8	9	10	11
			66	PETTIT	1	66	66	66	66	66	66	23	66
15	POWELL	2	15	15	15	15	15	15	66	23	23	23	23
23	LLOYD	3	23	23	23	23	23	23	15	15	15	15	15
28	RICHARDSON	4	28	6	6	6	6	6	28	6	6	6	6
6	CARNABY	5	6	28	28	28	28	28	6	28	28	28	28
55	HILL	6	55	55	55	55	55	55	55	55	55	55	55
91	WALKINSHAW	7	91	91	91	91	91	91	91	91	91	8	8
86	FARNDON	8	86	86	51	51	51	51	51	51	8	91	91
60	BATTY	9	60	60	8	8	8	8	8	8	51	51	51
29	CRAIG	10	29	51	60	60	60	60	60	60	60	86	86
51	AUSTIN	11	51	29	33	33	33	33	86	86	86	25	60
26	MOORE	12	26	8	86	86	86	86	33	33	25	60	70
8	ZAMPARELLI	13	8	33	29	29	29	29	26	26	33	70	20
33	RATTENBURY	14	33	26	70	70	70	70	70	25	26	20	44
44	CRABTREE	15	44	70	26	26	26	26	25	70	70	44	25
70	McGUIRE	16	70	44	20	20	20	20	20	20	20	20	20
20	HOWARD	17	20	20	44	44	44	25	44	44	44	44	44
5	HEPWORTH	18	5	5	25	25	25	44					
25	WILLIAMSON	19	25	25									

Cars 8 & 33 - Transponders not working

Weather / Track : Sunny / Dry

www.tsl-timing.com

Brands Indy  
Circuit Length = 1.1986 miles  
Start: 16:21 End: 16:35

# Ginetta Junior Championship

## ROUND 24 - CLASSIFICATION

POS	NO	CL	NAME	ENTRY	LAPS	TIME	GAP	DIFF	MPH	BEST	ON
1	66		<b>Dominic PETTIT</b>	Dominant Motorsport	14	13:53.084			72.51	58.608	7
2	6		<b>Thomas CARNABY</b>	TollBar Racing	14	13:59.803	<b>6.719</b>	6.719	71.93	59.035	3
3	8		<b>Dino ZAMPARELLI</b>	Muzz Racing	14	14:00.023	<b>6.939</b>	0.220	71.91	58.793	6
4	55		<b>Josh HILL</b>	TollBar Racing	14	14:00.265	<b>7.181</b>	0.242	71.89	58.854	7
5	15		<b>Alice POWELL</b>	Tockwith Motorsport	14	14:01.125	<b>8.041</b>	0.860	71.82	58.958	5
6	23		<b>Daniel LLOYD</b>	Tockwith Racing	14	14:01.227	<b>8.143</b>	0.102	71.81	58.705	5
7	51		<b>Alex AUSTIN</b>	Tockwith Motorsport	14	14:03.085	<b>10.001</b>	1.858	71.65	58.511	9
8	91		<b>Fergus WALKINSHAW</b>	TollBar Racing	14	14:03.802	<b>10.718</b>	0.717	71.59	59.109	6
9	28		<b>George RICHARDSON</b>	Tollbar Racing	14	14:06.673	<b>13.589</b>	2.871	71.35	58.956	11
10	60		<b>Jake BATTY</b>	TJ Motorsport	14	14:08.120	<b>15.036</b>	1.447	71.22	59.082	9
11	86		<b>Jake FARNDON</b>	Driver	14	14:14.540	<b>21.456</b>	6.420	70.69	59.249	12
12	29		<b>Ashley CRAIG</b>	Driver	14	14:14.670	<b>21.586</b>	0.130	70.68	59.808	4
13	70		<b>Max McGUIRE</b>	Tockwith Motorsport	14	14:16.289	<b>23.205</b>	1.619	70.54	59.575	14
14	33		<b>Jake RATTENBURY</b>	Muzz Racing	14	14:17.396	<b>24.312</b>	1.107	70.45	59.667	13
15	26		<b>Sarah MOORE</b>	Tockwith Motorsport	14	14:17.954	<b>24.870</b>	0.558	70.41	59.297	9
16	20		<b>Tom HOWARD</b>	Driver	14	14:22.179	<b>29.095</b>	4.225	70.06	1:00.019	9
17	25		<b>Aaron WILLIAMSON</b>	TJ Motorsport	14	14:26.415	<b>33.331</b>	4.236	69.72	59.067	4
18	5		<b>Ryan HEPWORTH</b>	Hepworth International	14	14:40.101	<b>47.017</b>	13.686	68.64	1:00.977	10
NOT CLASSIFIED											
DNF	44		<b>Mikey CRABTREE</b>	Driver	0	3:00.775					
FASTEST LAP											
	51		<b>Alex AUSTIN</b>	Tockwith Motorsport	9	58.511		73.74 mph		118.68 kph	

Weather / Track : Sunny / Dry

These results are provisional until the conclusion of any judicial and technical matters.

Brands Indy  
Circuit Length = 1.1986 miles  
Start: 12:27 End: 12:42

Clerk of Course :		Timekeeper :
-------------------	--	--------------

# Ginetta Junior Championship

## ROUND 24 - SECTOR ANALYSIS

<b>5</b>	<b>Ryan HEPWORTH</b>					<b>Hepworth International</b>					
1-	43.126	73.6	25.415	90.2	1:08.541	8 -	37.480	72.9	25.014	90.9	1:02.494
2-	37.520	75.8	25.084	91.4	1:02.604	9 -	36.606	76.0	<b>24.647</b>	90.8	1:01.253
3-	37.761	75.1	24.679	<b>92.6</b>	1:02.440	10 -	<b>36.113</b>	<b>76.3</b>	24.864	90.7	<b>1:00.977</b>
4-	36.625	76.1	24.867	91.7	1:01.492	11 -	36.531	76.2	25.340	90.0	1:01.871
5-	36.627	<b>76.3</b>	24.905	91.2	1:01.532	12 -	36.980	76.0	24.968	90.9	1:01.948
6-	36.581	76.1	25.221	89.6	1:01.802	13 -	36.675	76.2	25.132	91.2	1:01.807
7-	37.064	75.7	24.770	90.8	1:01.834	14 -	36.758	75.6	24.875	90.6	1:01.633
<b>6</b>	<b>Thomas CARNABY</b>					<b>TollBar Racing</b>					
1 -	39.035	78.5	24.080	92.8	1:03.115	8 -	35.287	78.2	24.173	92.4	59.460
2 -	35.117	78.8	24.203	92.3	59.320	9 -	35.228	78.6	24.311	92.9	59.539
3 -	35.090	78.8	<b>23.945</b>	93.1	<b>59.035</b>	10 -	35.462	77.9	24.354	92.4	59.816
4 -	35.226	78.9	24.071	92.9	59.297	11 -	35.132	<b>79.1</b>	24.159	92.8	59.291
5 -	<b>34.986</b>	78.9	24.079	92.9	59.065	12 -	35.533	77.3	24.405	93.2	59.938
6 -	35.173	79.0	24.176	92.7	59.349	13 -	35.565	78.5	24.152	<b>93.3</b>	59.717
7 -	35.127	78.9	24.079	92.9	59.206	14 -	35.667	77.2	24.274	92.9	59.941
<b>8</b>	<b>Dino ZAMPARELLI</b>					<b>Muzz Racing</b>					
1 -	39.868	79.1	24.221	94.4	1:04.089	8 -	35.423	78.3	23.933	94.9	59.356
2 -	35.230	79.7	24.173	94.7	59.403	9 -	34.937	79.3	23.945	<b>96.3</b>	58.882
3 -	35.376	79.7	24.083	95.7	59.459	10 -	<b>34.905</b>	79.8	23.940	94.3	58.845
4 -	35.973	79.7	24.071	95.2	1:00.044	11 -	34.978	79.9	23.842	95.2	58.820
5 -	35.462	79.3	23.895	94.5	59.357	12 -	35.150	<b>80.1</b>	24.223	94.8	59.373
6 -	35.034	79.5	23.759	95.6	<b>58.793</b>	13 -	36.038	79.6	23.796	94.9	59.834
7 -	35.557	80.0	<b>23.743</b>	96.1	59.300	14 -	35.696	77.6	24.066	90.0	59.762
<b>15</b>	<b>Alice POWELL</b>					<b>Tockwith Motorsport</b>					
1 -	39.496	78.6	24.067	93.2	1:03.563	8 -	35.462	79.0	23.962	94.0	59.424
2 -	35.376	78.5	24.140	93.1	59.516	9 -	35.223	78.9	24.039	94.5	59.262
3 -	35.408	78.6	24.090	93.6	59.498	10 -	36.276	79.4	24.021	94.8	1:00.297
4 -	36.286	78.6	24.186	93.7	1:00.472	11 -	35.475	79.7	24.053	94.9	59.528
5 -	<b>34.954</b>	<b>80.1</b>	24.004	94.5	<b>58.958</b>	12 -	35.207	80.0	23.975	94.5	59.182
6 -	35.387	78.9	24.122	<b>96.0</b>	59.509	13 -	35.206	80.0	23.976	95.3	59.182
7 -	35.185	79.9	<b>23.943</b>	94.5	59.128	14 -	35.227	79.1	24.366	95.3	59.593
<b>20</b>	<b>Tom HOWARD</b>					<b>Driver</b>					
1 -	41.029	77.0	25.421	92.6	1:06.450	8 -	35.824	78.1	<b>24.428</b>	92.2	1:00.252
2 -	36.825	77.2	24.606	92.8	1:01.431	9 -	35.546	78.3	24.473	92.9	<b>1:00.019</b>
3 -	35.864	78.3	24.708	<b>93.7</b>	1:00.572	10 -	36.356	78.1	24.480	93.2	1:00.836
4 -	35.985	78.6	24.477	93.3	1:00.462	11 -	<b>35.448</b>	<b>78.8</b>	24.843	91.1	1:00.291
5 -	36.296	76.3	24.551	93.5	1:00.847	12 -	35.940	76.6	24.579	91.1	1:00.519
6 -	36.071	<b>78.8</b>	24.444	92.9	1:00.515	13 -	36.375	77.0	24.597	91.3	1:00.972
7 -	35.877	<b>78.8</b>	24.811	92.2	1:00.688	14 -	36.488	77.8	24.764	91.6	1:01.252
<b>23</b>	<b>Daniel LLOYD</b>					<b>Tockwith Racing</b>					
1 -	40.207	78.6	23.934	96.0	1:04.141	8 -	35.848	78.0	24.101	95.1	59.949
2 -	35.389	77.9	24.041	96.7	59.430	9 -	35.059	78.0	23.862	95.9	58.921
3 -	35.647	77.3	24.191	95.3	59.838	10 -	35.091	78.1	23.931	94.5	59.022
4 -	35.731	78.6	24.281	95.5	1:00.012	11 -	36.859	68.5	24.521	94.5	1:01.380
5 -	34.987	78.9	<b>23.718</b>	96.0	<b>58.705</b>	12 -	<b>34.933</b>	78.7	23.850	94.9	58.783
6 -	35.294	<b>79.1</b>	24.024	95.7	59.318	13 -	34.986	<b>79.1</b>	23.750	<b>97.1</b>	58.736
7 -	35.465	78.7	23.774	96.3	59.239	14 -	35.395	78.1	24.169	96.3	59.564
<b>25</b>	<b>Aaron WILLIAMSON</b>					<b>TJ Motorsport</b>					
1 -	49.597	77.9	24.504	92.6	1:14.101	8 -	35.247	78.0	24.450	92.1	59.697
2 -	35.346	78.9	24.295	<b>93.7</b>	59.641	9 -	35.456	78.4	24.370	92.1	59.826
3 -	35.701	77.2	24.259	93.3	59.960	10 -	35.134	77.9	24.273	92.2	59.407
4 -	35.038	79.6	<b>24.029</b>	93.6	<b>59.067</b>	11 -	34.986	79.0	24.276	92.4	59.262
5 -	35.094	<b>79.8</b>	24.180	93.6	59.274	12 -	35.080	78.8	24.490	91.7	59.570
6 -	<b>34.749</b>	<b>79.8</b>	35.313	84.2	1:10.062	13 -	35.101	78.8	24.346	92.4	59.447
7 -	35.585	78.2	24.678	92.8	1:00.263	14 -	35.536	77.6	24.504	92.4	1:00.040

Brands Indy  
Circuit Length = 1.1986 miles  
Start: 12:27 End: 12:42

Weather / Track : Sunny / Dry

# Ginetta Junior Championship

## ROUND 24 - SECTOR ANALYSIS

<b>26</b>	<b>Sarah MOORE</b>				<b>Tockwith Motorsport</b>						
1-	40.793	74.5	25.841	91.6	1:06.634	8-	35.616	76.9	24.421	93.1	1:00.037
2-	35.853	76.3	24.710	93.1	1:00.563	9-	<b>35.057</b>	<b>78.8</b>	24.240	94.5	<b>59.297</b>
3-	36.346	78.0	24.741	94.0	1:01.087	10-	35.324	78.1	24.509	93.6	59.833
4-	36.229	78.0	24.682	93.1	1:00.911	11-	35.140	78.5	24.420	94.3	59.560
5-	36.760	74.1	24.690	94.3	1:01.450	12-	35.207	<b>78.8</b>	24.599	94.4	59.806
6-	35.475	78.0	<b>24.033</b>	<b>95.3</b>	59.508	13-	35.656	77.0	24.502	93.3	1:00.158
7-	36.163	77.3	26.555	91.2	1:02.718	14-	35.504	78.3	24.399	93.5	59.903
<b>28</b>	<b>George RICHARDSON</b>				<b>Tollbar Racing</b>						
1-	39.277	78.8	23.908	95.7	1:03.185	8-	35.294	78.9	24.021	94.0	59.315
2-	35.578	78.1	23.978	95.6	59.556	9-	35.154	79.3	24.055	94.7	59.209
3-	35.432	79.1	<b>23.897</b>	<b>96.3</b>	59.329	10-	35.169	79.0	24.008	94.7	59.177
4-	35.748	78.9	24.025	93.9	59.773	11-	<b>34.983</b>	79.2	23.973	95.2	<b>58.956</b>
5-	35.118	79.3	24.038	93.9	59.156	12-	35.216	78.7	24.376	91.6	59.592
6-	35.060	79.4	24.288	93.5	59.348	13-	41.984	79.5	24.190	95.3	1:06.174
7-	35.110	<b>79.6</b>	23.994	94.3	59.104	14-	36.084	76.1	24.140	94.4	1:00.224
<b>29</b>	<b>Ashley CRAIG</b>				<b>Driver</b>						
1-	41.218	75.7	25.708	94.1	1:06.926	8-	35.881	78.4	24.311	92.8	1:00.192
2-	36.529	75.7	24.633	91.7	1:01.162	9-	35.580	77.3	24.450	93.3	1:00.030
3-	36.249	78.4	24.310	93.3	1:00.559	10-	35.625	77.2	24.394	93.2	1:00.019
4-	<b>35.540</b>	<b>79.0</b>	<b>24.268</b>	93.6	<b>59.808</b>	11-	35.751	78.6	24.449	93.2	1:00.200
5-	35.761	78.7	24.381	93.3	1:00.142	12-	35.677	77.8	24.317	93.1	59.994
6-	35.613	78.4	24.282	93.2	59.895	13-	35.806	78.6	24.467	93.2	1:00.273
7-	35.606	78.3	24.404	93.6	1:00.010	14-	35.789	77.0	24.461	<b>94.3</b>	1:00.250
<b>33</b>	<b>Jake RATTENBURY</b>				<b>Muzz Racing</b>						
1-	39.716	77.2	25.225	94.5	1:04.941	8-	35.639	79.0	24.546	94.3	1:00.185
2-	36.339	76.8	25.175	94.9	1:01.514	9-	35.615	78.8	24.827	94.4	1:00.442
3-	36.435	79.5	24.735	94.8	1:01.170	10-	35.496	78.5	24.365	94.9	59.861
4-	35.876	79.0	24.972	95.1	1:00.848	11-	35.618	79.4	24.387	94.9	1:00.005
5-	35.943	78.4	24.799	93.5	1:00.742	12-	<b>35.309</b>	79.2	24.511	94.5	59.820
6-	35.689	78.9	24.472	93.9	1:00.161	13-	35.362	<b>79.6</b>	<b>24.305</b>	<b>95.2</b>	<b>59.667</b>
7-	36.361	78.4	24.683	94.4	1:01.044	14-	35.775	76.3	24.366	94.5	1:00.141
<b>51</b>	<b>Alex AUSTIN</b>				<b>Tockwith Motorsport</b>						
1-	40.629	75.7	24.504	93.5	1:05.133	8-	34.977	78.2	23.977	94.4	58.954
2-	35.126	79.4	24.358	94.3	59.484	9-	<b>34.678</b>	<b>79.8</b>	<b>23.833</b>	95.5	<b>58.511</b>
3-	35.600	77.0	23.992	95.9	59.592	10-	35.066	78.9	24.487	94.0	59.553
4-	35.595	79.0	24.296	94.9	59.891	11-	35.744	75.3	24.266	94.5	1:00.010
5-	34.982	78.5	23.953	94.3	58.935	12-	35.004	79.5	24.022	94.1	59.026
6-	34.876	<b>79.8</b>	23.976	<b>96.0</b>	58.852	13-	35.003	79.2	24.588	92.3	59.591
7-	36.260	75.4	24.231	94.1	1:00.491	14-	35.119	78.6	24.045	94.0	59.164
<b>55</b>	<b>Josh HILL</b>				<b>TollBar Racing</b>						
1-	39.235	78.9	24.029	95.1	1:03.264	8-	35.163	79.3	24.143	94.4	59.306
2-	35.383	77.6	24.161	<b>95.6</b>	59.544	9-	<b>34.960</b>	79.8	23.942	95.2	58.902
3-	35.454	78.4	24.260	94.1	59.714	10-	35.708	79.8	23.901	95.5	59.609
4-	35.679	78.9	24.685	93.6	1:00.364	11-	35.093	79.0	23.951	93.5	59.044
5-	36.079	79.4	23.942	93.2	1:00.021	12-	34.964	79.7	24.133	94.1	59.097
6-	35.359	78.7	23.962	93.9	59.321	13-	35.045	<b>80.2</b>	<b>23.823</b>	94.8	58.868
7-	34.978	79.6	23.876	94.1	<b>58.854</b>	14-	35.413	76.9	24.117	94.8	59.530
<b>60</b>	<b>Jake BATTY</b>				<b>TJ Motorsport</b>						
1-	39.795	78.8	24.089	95.6	1:03.884	8-	35.228	79.6	24.064	94.0	59.292
2-	35.232	<b>80.5</b>	24.100	95.6	59.332	9-	<b>35.057</b>	79.9	24.025	94.5	<b>59.082</b>
3-	35.750	79.6	23.975	95.5	59.725	10-	35.277	77.0	24.568	92.6	59.845
4-	35.811	80.3	<b>23.946</b>	<b>96.1</b>	59.757	11-	35.656	79.8	24.450	95.5	1:00.106
5-	35.685	80.0	24.198	93.6	59.883	12-	35.272	80.4	24.055	95.2	59.327
6-	35.631	80.4	24.218	94.9	59.849	13-	35.203	80.4	27.081	86.7	1:02.284
7-	35.456	79.8	24.019	94.3	59.475	14-	36.594	74.1	24.515	94.1	1:01.109

Brands Indy  
Circuit Length = 1.1986 miles  
Start: 12:27 End: 12:42

Weather / Track : Sunny / Dry

## Ginetta Junior Championship

### ROUND 24 - SECTOR ANALYSIS

<b>66</b>		<b>Dominic PETTIT</b>										<b>Dominant Motorsport</b>		
1-	38.356	79.1	24.074	93.2	1:02.430	8-	35.043	80.0	24.103	93.5	59.146			
2-	34.842	80.2	24.063	93.5	58.905	9-	34.894	80.2	24.243	93.7	59.137			
3-	34.862	80.1	24.072	94.0	58.934	10-	34.849	79.8	24.244	93.5	59.093			
4-	34.780	80.7	23.963	<b>94.3</b>	58.743	11-	34.860	80.4	24.165	93.6	59.025			
5-	34.799	80.7	24.048	94.0	58.847	12-	34.965	80.3	24.155	93.7	59.120			
6-	34.731	80.4	24.132	93.9	58.863	13-	34.995	79.5	24.196	93.5	59.191			
7-	<b>34.668</b>	<b>81.0</b>	<b>23.940</b>	<b>94.3</b>	<b>58.608</b>	14-	34.965	79.6	24.687	87.3	59.652			
<b>70</b>		<b>Max McGUIRE</b>										<b>Tockwith Motorsport</b>		
1-	40.982	75.4	26.340	91.2	1:07.322	8-	35.633	78.3	24.528	93.3	1:00.161			
2-	36.120	78.5	24.470	94.7	1:00.590	9-	36.148	77.9	24.432	93.5	1:00.580			
3-	36.209	79.0	24.754	<b>95.9</b>	1:00.963	10-	35.526	78.6	24.451	93.7	59.977			
4-	35.686	<b>79.3</b>	24.542	94.8	1:00.228	11-	35.617	79.0	24.400	93.5	1:00.017			
5-	36.728	76.8	24.411	94.8	1:01.139	12-	35.259	79.0	24.443	93.6	59.702			
6-	35.604	78.9	24.430	<b>95.9</b>	1:00.034	13-	35.443	79.0	24.435	94.0	59.878			
7-	35.409	78.7	24.584	93.3	59.993	14-	<b>35.241</b>	79.1	<b>24.334</b>	94.0	<b>59.575</b>			
<b>86</b>		<b>Jake FARNDON</b>										<b>Driver</b>		
1-	40.114	76.3	24.184	93.9	1:04.298	8-	35.136	77.7	24.268	93.6	59.404			
2-	35.669	77.9	24.293	93.1	59.962	9-	<b>35.087</b>	78.1	24.242	94.3	59.329			
3-	36.246	78.1	24.383	93.7	1:00.629	10-	35.106	78.6	24.160	94.1	59.266			
4-	35.353	<b>79.1</b>	24.455	94.0	59.808	11-	35.273	78.5	<b>24.102</b>	94.3	59.375			
5-	35.367	78.5	24.195	<b>94.5</b>	59.562	12-	35.101	78.2	24.148	92.8	<b>59.249</b>			
6-	35.154	78.8	24.144	94.1	59.298	13-	35.126	78.7	24.229	93.9	59.355			
7-	35.156	78.1	24.644	94.0	59.800	14-	44.201	62.9	25.167	92.4	1:09.368			
<b>91</b>		<b>Fergus WALKINSHAW</b>										<b>TollBar Racing</b>		
1-	40.159	76.1	24.090	94.8	1:04.249	8-	35.274	78.3	<b>23.906</b>	94.7	59.180			
2-	35.665	79.0	24.273	94.5	59.938	9-	35.336	77.6	24.153	94.5	59.489			
3-	35.661	77.6	24.098	93.9	59.759	10-	35.197	79.0	24.179	93.9	59.376			
4-	35.644	77.9	24.003	94.4	59.647	11-	35.241	79.0	24.105	94.3	59.346			
5-	36.007	76.9	24.104	94.4	1:00.111	12-	35.206	78.8	23.938	<b>95.3</b>	59.144			
6-	<b>35.096</b>	78.7	24.013	94.4	<b>59.109</b>	13-	35.372	78.3	24.018	94.7	59.390			
7-	35.641	77.8	24.253	95.1	59.894	14-	35.097	<b>79.3</b>	24.060	94.9	59.157			

# Ginetta Junior Championship

## ROUND 24 - SPEED TRAPS

SECTOR 1				SECTOR 2			FINISH LINE			
POS	NO	NAME	MPH	NO	NAME	MPH	NO	NAME	MPH	
1	66	Dominic PETTIT	81.0				23	Daniel LLOYD	97.1	
2	60	Jake BATTY	80.5				8	Dino ZAMPARELLI	96.3	
3	55	Josh HILL	80.2				28	George RICHARDSON	96.3	
4	8	Dino ZAMPARELLI	80.1				60	Jake BATTY	96.1	
5	15	Alice POWELL	80.1				15	Alice POWELL	96.0	
6	25	Aaron WILLIAMSON	79.8				51	Alex AUSTIN	96.0	
7	51	Alex AUSTIN	79.8				70	Max McGUIRE	95.9	
8	28	George RICHARDSON	79.6				55	Josh HILL	95.6	
9	33	Jake RATTENBURY	79.6				26	Sarah MOORE	95.3	
10	70	Max McGUIRE	79.3				91	Fergus WALKINSHAW	95.3	
11	91	Fergus WALKINSHAW	79.3				33	Jake RATTENBURY	95.2	
12	6	Thomas CARNABY	79.1				86	Jake FARNDON	94.5	
13	23	Daniel LLOYD	79.1				29	Ashley CRAIG	94.3	
14	86	Jake FARNDON	79.1				66	Dominic PETTIT	94.3	
15	29	Ashley CRAIG	79.0				20	Tom HOWARD	93.7	
16	20	Tom HOWARD	78.8				25	Aaron WILLIAMSON	93.7	
17	26	Sarah MOORE	78.8				6	Thomas CARNABY	93.3	
18	5	Ryan HEPWORTH	76.3				5	Ryan HEPWORTH	92.6	

Weather / Track : Sunny / Dry

www.tsl-timing.com

Brands Indy  
 Circuit Length = 1.1986 miles  
 Start: 12:27 End: 12:42

Printed - 12.43 Sunday, 21 September 2008

# Ginetta Junior Championship

## ROUND 24 - BEST SECTORS

SECTOR 1			SECTOR 2			IDEAL / BEST COMPARISON						
POS	NO	NAME	TIME	NO	NAME	TIME	POS	NO	NAME	IDEAL	BEST	DIFF
1	66	PETTIT	34.668	23	LLOYD	23.718	1	51	AUSTIN	58.511	58.511	0.000
2	51	AUSTIN	34.678	8	ZAMPARELLI	23.743	2	66	PETTIT	58.608	58.608	0.000
3	25	WILLIAMSON	34.749	55	HILL	23.823	3	8	ZAMPARELLI	58.648	58.793	0.145
4	8	ZAMPARELLI	34.905	51	AUSTIN	23.833	4	23	LLOYD	58.651	58.705	0.054
5	23	LLOYD	34.933	28	RICHARDSON	23.897	5	25	WILLIAMSON	58.778	59.067	0.289
6	15	POWELL	34.954	91	WALKINSHAW	23.906	6	55	HILL	58.783	58.854	0.071
7	55	HILL	34.960	66	PETTIT	23.940	7	28	RICHARDSON	58.880	58.956	0.076
8	28	RICHARDSON	34.983	15	POWELL	23.943	8	15	POWELL	58.897	58.958	0.061
9	6	CARNABY	34.986	6	CARNABY	23.945	9	6	CARNABY	58.931	59.035	0.104
10	26	MOORE	35.057	60	BATTY	23.946	10	91	WALKINSHAW	59.002	59.109	0.107
11	60	BATTY	35.057	25	WILLIAMSON	24.029	11	60	BATTY	59.003	59.082	0.079
12	86	FARNDON	35.087	26	MOORE	24.033	12	26	MOORE	59.090	59.297	0.207
13	91	WALKINSHAW	35.096	86	FARNDON	24.102	13	86	FARNDON	59.189	59.249	0.060
14	70	McGUIRE	35.241	29	CRAIG	24.268	14	70	McGUIRE	59.575	59.575	0.000
15	33	RATTENBURY	35.309	33	RATTENBURY	24.305	15	33	RATTENBURY	59.614	59.667	0.053
16	20	HOWARD	35.448	70	McGUIRE	24.334	16	29	CRAIG	59.808	59.808	0.000
17	29	CRAIG	35.540	20	HOWARD	24.428	17	20	HOWARD	59.876	1:00.019	0.143
18	5	HEPWORTH	36.113	5	HEPWORTH	24.647	18	5	HEPWORTH	1:00.760	1:00.977	0.217
<b>Perfect lap</b>										<b>58.386</b>		

# Ginetta Junior Championship

## ROUND 24 - LAP CHART

Lap 1			Lap 2			Lap 3			Lap 4			Lap 5		
No	Behind	Laptime	No	Behind	Laptime	No	Behind	Laptime	No	Behind	Laptime	No	Behind	Laptime
66		1:02.430	66		58.905	66		58.934	66		58.743	66		58.847
6	1.009	1:03.115	6	1.424	59.320	6	1.525	59.035	6	2.079	59.297	6	2.297	59.065
15	1.756	1:03.563	15	2.367	59.516	15	2.931	59.498	28	4.016	59.773	28	4.325	59.156
28	1.940	1:03.185	28	2.591	59.556	28	2.986	59.329	15	4.660	1:00.472	15	4.771	58.958
55	2.271	1:03.264	55	2.910	59.544	55	3.690	59.714	23	5.208	1:00.012	23	5.066	58.705
23	2.510	1:04.141	23	3.035	59.430	23	3.939	59.838	8	5.299	1:00.044	8	5.809	59.357
8	2.975	1:04.089	8	3.473	59.403	8	3.998	59.459	55	5.311	1:00.364	55	6.485	1:00.021
60	3.234	1:03.884	60	3.661	59.332	60	4.452	59.725	60	5.466	59.757	60	6.502	59.883
86	4.315	1:04.298	86	5.372	59.962	91	6.300	59.759	91	7.204	59.647	51	7.684	58.935
91	4.442	1:04.249	91	5.475	59.938	51	6.448	59.592	51	7.596	59.891	91	8.468	1:00.111
51	5.211	1:05.133	51	5.790	59.484	86	7.067	1:00.629	86	8.132	59.808	86	8.847	59.562
33	5.976	1:04.941	29	8.573	1:01.162	29	10.198	1:00.559	29	11.263	59.808	29	12.558	1:00.142
29	6.316	1:06.926	33	8.585	1:01.514	33	10.821	1:01.170	70	12.831	1:00.228	33	14.821	1:00.742
26	7.303	1:06.634	26	8.961	1:00.563	26	11.114	1:01.087	33	12.926	1:00.848	70	15.123	1:01.139
70	7.632	1:07.322	70	9.317	1:00.590	70	11.346	1:00.963	26	13.282	1:00.911	20	15.586	1:00.847
20	7.703	1:06.450	20	10.229	1:01.431	20	11.867	1:00.572	20	13.586	1:00.462	26	15.885	1:01.450
5	10.594	1:08.541	5	14.293	1:02.604	25	16.841	59.960	25	17.165	59.067	25	17.592	59.274
25	15.079	1:14.101	25	15.815	59.641	5	17.799	1:02.440	5	20.548	1:01.492	5	23.233	1:01.532

# Ginetta Junior Championship

## ROUND 24 - LAP CHART

Lap 6			Lap 7			Lap 8			Lap 9			Lap 10		
No	Behind	Laptime	No	Behind	Laptime	No	Behind	Laptime	No	Behind	Laptime	No	Behind	Laptime
66		58.863	66		58.608	66		59.146	66		59.137	66		59.093
6	2.783	59.349	6	3.381	59.206	6	3.695	59.460	6	4.097	59.539	6	4.820	59.816
28	4.810	59.348	28	5.306	59.104	28	5.475	59.315	28	5.547	59.209	28	5.631	59.177
15	5.417	59.509	15	5.937	59.128	15	6.215	59.424	15	6.340	59.262	8	6.138	58.845
23	5.521	59.318	23	6.152	59.239	8	6.641	59.356	8	6.386	58.882	23	6.668	59.022
8	5.739	58.793	8	6.431	59.300	23	6.955	59.949	23	6.739	58.921	15	7.544	1:00.297
55	6.943	59.321	55	7.189	58.854	55	7.349	59.306	55	7.114	58.902	55	7.630	59.609
60	7.488	59.849	60	8.355	59.475	60	8.501	59.292	60	8.446	59.082	51	9.198	59.553
51	7.673	58.852	51	9.556	1:00.491	51	9.364	58.954	51	8.738	58.511	60	9.198	59.845
91	8.714	59.109	91	10.000	59.894	91	10.034	59.180	91	10.386	59.489	91	10.669	59.376
86	9.282	59.298	86	10.474	59.800	86	10.732	59.404	86	10.924	59.329	86	11.097	59.266
29	13.590	59.895	29	14.992	1:00.010	29	16.038	1:00.192	29	16.931	1:00.030	29	17.857	1:00.019
33	16.119	1:00.161	70	17.679	59.993	70	18.694	1:00.161	70	20.137	1:00.580	70	21.021	59.977
70	16.294	1:00.034	33	18.555	1:01.044	33	19.594	1:00.185	33	20.899	1:00.442	33	21.667	59.861
26	16.530	59.508	20	19.318	1:00.688	20	20.424	1:00.252	20	21.306	1:00.019	26	22.431	59.833
20	17.238	1:00.515	26	20.640	1:02.718	26	21.531	1:00.037	26	21.691	59.297	20	23.049	1:00.836
5	26.172	1:01.802	5	29.398	1:01.834	25	30.997	59.697	25	31.686	59.826	25	32.000	59.407
25	28.791	1:10.062	25	30.446	1:00.263	5	32.746	1:02.494	5	34.862	1:01.253	5	36.746	1:00.977

**Ginetta Junior Championship**  
**ROUND 24 - LAP CHART**

Lap 11			Lap 12			Lap 13			Lap 14		
No	Behind	Laptime	No	Behind	Laptime	No	Behind	Laptime	No	Behind	Laptime
66		59.025	66		59.120	66		59.191	66		59.652
6	5.086	59.291	6	5.904	59.938	6	6.430	59.717	6	6.719	59.941
28	5.562	58.956	28	6.034	59.592	8	6.829	59.834	8	6.939	59.762
8	5.933	58.820	8	6.186	59.373	55	7.303	58.868	55	7.181	59.530
55	7.649	59.044	55	7.626	59.097	15	8.100	59.182	15	8.041	59.593
15	8.047	59.528	15	8.109	59.182	23	8.231	58.736	23	8.143	59.564
23	9.023	1:01.380	23	8.686	58.783	51	10.489	59.591	51	10.001	59.164
51	10.183	1:00.010	51	10.089	59.026	91	11.213	59.390	91	10.718	59.157
60	10.279	1:00.106	60	10.486	59.327	86	11.740	59.355	28	13.589	1:00.224
91	10.990	59.346	91	11.014	59.144	28	13.017	1:06.174	60	15.036	1:01.109
86	11.447	59.375	86	11.576	59.249	60	13.579	1:02.284	86	21.456	1:09.368
29	19.032	1:00.200	29	19.906	59.994	29	20.988	1:00.273	29	21.586	1:00.250
70	22.013	1:00.017	70	22.595	59.702	70	23.282	59.878	70	23.205	59.575
33	22.647	1:00.005	33	23.347	59.820	33	23.823	59.667	33	24.312	1:00.141
26	22.966	59.560	26	23.652	59.806	26	24.619	1:00.158	26	24.870	59.903
20	24.315	1:00.291	20	25.714	1:00.519	20	27.495	1:00.972	20	29.095	1:01.252
25	32.237	59.262	25	32.687	59.570	25	32.943	59.447	25	33.331	1:00.040
5	39.592	1:01.871	5	42.420	1:01.948	5	45.036	1:01.807	5	47.017	1:01.633

# Ginetta Junior Championship

## ROUND 24 - POSITION CHART

No	Name	Laps Pos	1	2	3	4	5	6	7	8	9	10	11	12	13	14
			66	PETTIT	1	66	66	66	66	66	66	66	66	66	66	66
6	CARNABY	2	6	6	6	6	6	6	6	6	6	6	6	6	6	6
15	POWELL	3	15	15	15	28	28	28	28	28	28	28	28	28	8	8
28	RICHARDSON	4	28	28	28	15	15	15	15	15	15	8	8	8	55	55
55	HILL	5	55	55	55	23	23	23	23	8	8	23	55	55	15	15
23	LLOYD	6	23	23	23	8	8	8	8	23	23	15	15	15	23	23
8	ZAMPARELLI	7	8	8	8	55	55	55	55	55	55	55	23	23	51	51
60	BATTY	8	60	60	60	60	60	60	60	60	60	51	51	51	91	91
86	FARNDON	9	86	86	91	91	51	51	51	51	51	60	60	60	86	28
91	WALKINSHAW	10	91	91	51	51	91	91	91	91	91	91	91	91	28	60
51	AUSTIN	11	51	51	86	86	86	86	86	86	86	86	86	86	60	86
33	RATTENBURY	12	33	29	29	29	29	29	29	29	29	29	29	29	29	29
29	CRAIG	13	29	33	33	70	33	33	70	70	70	70	70	70	70	70
26	MOORE	14	26	26	26	33	70	70	33	33	33	33	33	33	33	33
70	McGUIRE	15	70	70	70	26	20	26	20	20	20	26	26	26	26	26
20	HOWARD	16	20	20	20	20	26	20	26	26	26	20	20	20	20	20
5	HEPWORTH	17	5	5	25	25	25	5	5	25	25	25	25	25	25	25
25	WILLIAMSON	18	25	25	5	5	5	25	25	5	5	5	5	5	5	5