



PORSCHE CARRERA CUP GB CHAMPIONSHIP

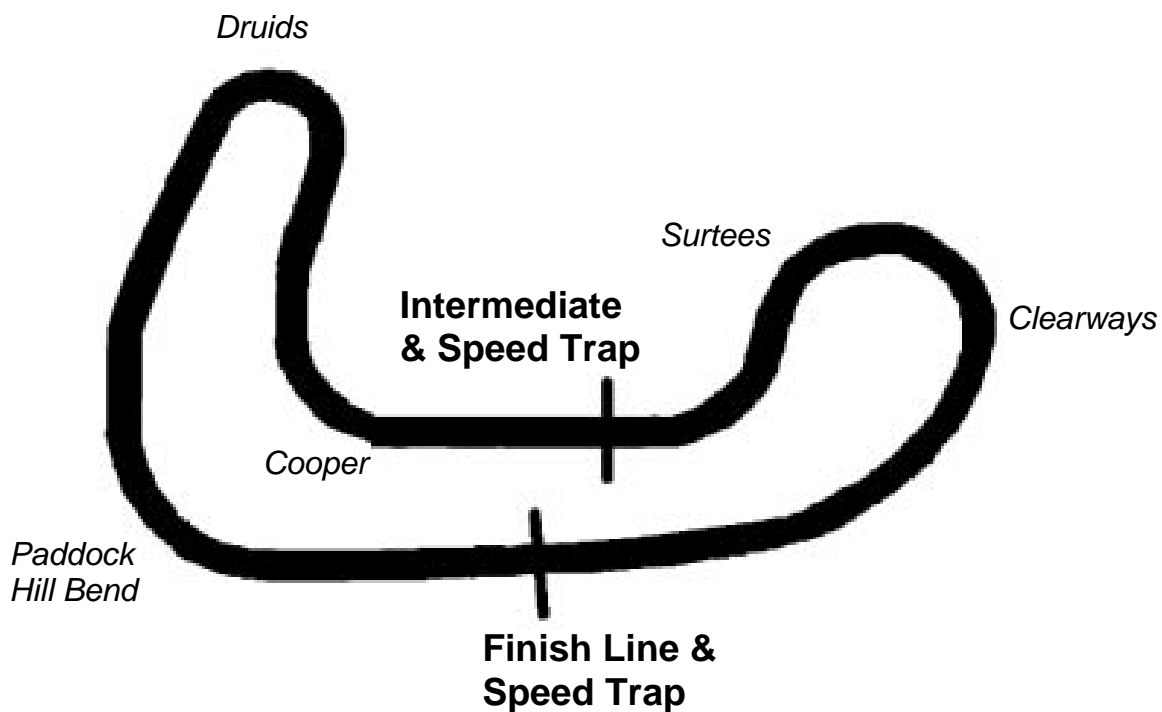
**Rounds 19 & 20
Brands Hatch Indy**

20th / 21st September 2008



Results Provided by Timing Solutions Ltd
www.tsl-timing.com

BRANDS HATCH INDY



Circuit Length: 1.1986 miles / 1929.0 metres
Intermediate 1: 1112 metres
Pit In: 1669 metres
Pit Out: 91 metres after Finish Line

Porsche Carrera Cup Great Britain

QUALIFYING - ROUND 19 - CLASSIFICATION

POS	NO	CL	NAME	NAT	ENTRY	TIME	ON	LAPS	GAP	DIFF	MPH
1	8	P	Tim BRIDGMAN	GBR	Team Parker Racing	47.030	5	16			91.75
2	2	P	Tim HARVEY	GBR	Red Line Racing	47.283	4	19	0.253	0.253	91.26
3	5	P	Sam HANCOCK	GBR	Jota	47.330	5	22	0.300	0.047	91.16
4	44	P	Michael CAINE	GBR	Team Parker Racing	47.567	12	21	0.537	0.237	90.71
5	6	P	Phil QUAIFFE	GBR	Jota	47.619	21	23	0.589	0.052	90.61
6	43	P	Jake ROSENWEIG	GBR	Team Parker Racing	47.649	17	22	0.619	0.030	90.55
7	7	P	Charles BATEMAN	GBR	Team Parker Racing	47.815	21	27	0.785	0.166	90.24
8	15	A1	Nigel RICE	GBR	Red Line Racing	47.958	7	16	0.928	0.143	89.97
9	10	P	Pippa MANN	GBR	Team Eurotech	48.037	19	20	1.007	0.079	89.82
10	41	A2	Michael LEONARD	IRL	Rss Performance	48.288	3	15	1.258	0.251	89.36
11	34	A1	Tony GILHAM	GBR	ReDesign Racing	48.306	30	31	1.276	0.018	89.32
12	45	A2	Ollie JACKSON	GBR	Porsche Motorsport	48.430	20	23	1.400	0.124	89.09
13	50	A2	Paul HOGARTH	GBR	In2Racing	48.450	21	26	1.420	0.020	89.06
14	78	A2	Glynn GEDDIE	GBR	Parr Motorsport	48.513	4	33	1.483	0.063	88.94
15	42	A2	Graeme MUNDY	GBR	Rss Performance	48.593	15	24	1.563	0.080	88.79
16	31	A1	Ray McDOWELL	GBR	Red Line Racing	48.653	16	23	1.623	0.060	88.69
17	56	A2	Tommy DREELAN	GBR	Qserv	50.654	16	18	3.624	2.001	85.18
18	23	A2	Robin CLARK	GBR	Parr Motorsport	51.780	23	27	4.750	1.126	83.33

Weather / Track : Sunny / Dry

These results are provisional until the conclusion of any judicial and technical matters.

Brands Indy
 Circuit Length = 1.1986 miles
 Start: 13:58 End: 14:31

Clerk of Course :

Timekeeper :

Porsche Carrera Cup Great Britain

QUALIFYING - ROUND 19 - SECTOR ANALYSIS

2		Tim HARVEY				Red Line Racing					
1-	Out	92.1	21.619	121.8	1:00.606	11-	Out	94.4	21.117	119.8	59.339
2-	31.059	108.9	19.561	135.8	50.620	12-	31.187	99.6	20.053	132.9	51.240
3-	28.673	112.0	20.147	136.1	48.820	13-	29.451	110.6	19.673	135.6	49.124
4-	28.298	112.6	18.985	136.1	47.283	14-	28.353	112.2	19.219	133.9	47.572
5-	31.195	99.3	20.374	136.1	51.569	15-	28.287	112.2	19.228	134.2	47.515
6-	28.416	112.8	19.100	135.6	47.516	16-	29.189	96.7	20.589	134.5	49.778
7-	29.889	84.8	20.298	134.8	50.187	17-	28.381	112.2	19.193	134.8	47.574
8-	28.356	113.0	19.131	134.8	47.487	18-	28.431	112.2	19.375	120.1	47.806
9-	28.474	113.2	19.403	118.1	47.877	19-	34.990	88.2	In		14:19.391P
10-	33.327	89.6	In		4:58.007P						
5		Sam HANCOCK				Jota					
1-	Out	93.9	20.829	133.9	57.406	12-	29.084	109.8	In		4:54.635P
2-	30.981	105.0	20.204	135.8	51.185	13-	Out	105.0	20.625	131.8	1:00.288
3-	30.212	70.0	23.463	135.0	53.675	14-	32.542	86.1	20.959	134.5	53.501
4-	28.745	108.2	19.101	135.3	47.846	15-	28.701	110.2	20.404	134.5	49.105
5-	28.255	112.4	19.075	135.6	47.330	16-	28.856	102.3	25.182	107.4	54.038
6-	28.537	110.7	19.270	134.8	47.807	17-	34.631	101.7	20.185	134.2	54.816
7-	28.471	112.0	20.305	132.4	48.776	18-	28.801	110.9	19.984	134.5	48.785
8-	31.345	101.1	In		2:58.723P	19-	28.485	110.4	19.100	134.8	47.585
9-	Out	104.4	21.886	134.2	57.274	20-	32.908	84.2	In		5:52.300P
10-	28.879	110.7	In		1:58.999P	21-	Out	67.7	23.009	133.2	1:07.150
11-	Out	110.9	19.474	133.7	59.322	22-	30.488	108.9	19.485	134.2	49.973
6		Phil QUAIFE				Jota					
1-	Out	93.7	20.613	133.9	1:00.304	13-	28.680	111.7	19.227	134.8	47.907
2-	29.783	110.9	19.476	135.0	49.259	14-	28.598	111.8	19.295	134.2	47.893
3-	28.863	111.1	19.802	135.0	48.665	15-	30.786	99.1	In		3:40.881P
4-	28.625	112.2	19.097	135.6	47.722	16-	Out	92.9	20.739	131.3	1:02.233
5-	30.973	104.7	In		1:04.591P	17-	29.846	110.7	19.513	133.9	49.359
6-	Out	111.7	19.440	134.8	51.527	18-	28.705	111.3	19.185	134.8	47.890
7-	28.518	111.7	19.335	135.0	47.853	19-	28.637	112.2	19.446	134.8	48.083
8-	28.650	112.4	19.180	134.8	47.830	20-	28.799	111.5	20.062	134.8	48.861
9-	30.426	95.7	20.352	134.5	50.778	21-	28.422	112.2	19.197	134.5	47.619
10-	28.798	111.8	19.179	135.3	47.977	22-	28.668	112.2	19.199	134.8	47.867
11-	31.403	98.8	In		2:10.240P	23-	28.501	112.4	19.199	134.8	47.700
12-	Out	111.5	19.438	134.8	53.470						
7		Charles BATEMAN				Team Parker Racing					
1-	Out	99.7	20.413	133.4	57.064	15-	28.810	111.1	19.515	132.9	48.325
2-	29.626	104.9	21.210	123.8	50.836	16-	28.978	109.5	In		5:11.821P
3-	29.713	109.8	20.158	133.7	49.871	17-	Out	105.8	19.939	132.9	56.364
4-	29.205	109.8	19.453	133.9	48.658	18-	30.072	91.1	20.525	133.7	50.597
5-	29.082	110.6	19.411	134.5	48.493	19-	29.264	108.2	19.670	133.7	48.934
6-	29.075	110.9	19.565	133.4	48.640	20-	28.807	110.0	19.359	133.2	48.166
7-	29.085	110.6	19.346	133.7	48.431	21-	28.571	110.9	19.244	133.2	47.815
8-	29.027	111.1	19.359	133.4	48.386	22-	28.724	110.6	19.327	133.2	48.051
9-	29.364	109.1	In		3:58.199P	23-	28.723	110.6	In		4:02.249P
10-	Out	109.8	19.404	133.2	53.773	24-	Out	109.3	19.495	132.6	1:00.113
11-	29.046	110.6	19.469	133.4	48.515	25-	28.886	110.0	19.288	133.2	48.174
12-	29.045	111.3	19.263	133.9	48.308	26-	28.923	110.4	19.306	133.4	48.229
13-	28.997	108.4	19.599	133.4	48.596	27-	28.786	111.1	19.371	132.9	48.157
14-	29.135	110.4	19.298	132.6	48.433						
8		Tim BRIDGMAN				Team Parker Racing					
1-	Out	68.2	23.181	133.7	1:08.777	9-	Out	74.8	21.820	132.6	58.223
2-	31.605	85.1	19.511	134.5	51.116	10-	29.318	99.0	19.996	134.2	49.314
3-	28.313	111.3	19.050	134.5	47.363	11-	28.206	111.7	19.112	134.2	47.318
4-	28.116	112.6	18.948	135.0	47.064	12-	29.515	107.4	20.165	133.2	49.680
5-	28.111	112.2	18.919	135.3	47.030	13-	28.410	110.9	19.085	132.9	47.495
6-	30.844	104.2	19.708	134.5	50.552	14-	30.569	108.6	In		10:06.308P
7-	31.660	100.2	20.921	134.2	52.581	15-	Out				3:48.384
8-	31.559	75.4	In		5:11.915P	16-		74.5	23.493	117.3	1:07.231

Brands Indy
Circuit Length = 1.1986 miles
Start: 13:58 End: 14:31

Weather / Track : Sunny / Dry

Porsche Carrera Cup Great Britain

QUALIFYING - ROUND 19 - SECTOR ANALYSIS

10		Pippa MANN				Team Eurotech					
1-	Out	90.1	22.105	132.4	1:01.755	11-	29.305	108.6	19.796	133.9	49.101
2-	30.815	107.0	20.311	135.0	51.126	12-	29.132	109.7	19.584	133.9	48.716
3-	29.636	109.8	19.688	135.6	49.324	13-	29.228	111.3	19.478	133.9	48.706
4-	29.041	111.3	19.469	136.1	48.510	14-	29.303	109.5	In		6:18.732P
5-	29.063	110.7	19.344	135.6	48.407	15-	Out	104.5	20.261	133.7	58.919
6-	29.222	111.1	19.370	135.6	48.592	16-	29.689	106.5	19.714	134.2	49.403
7-	29.024	111.7	19.384	135.3	48.408	17-	29.063	109.1	19.470	134.2	48.533
8-	29.143	104.9	In		3:13.311P	18-	28.918	109.5	19.743	134.5	48.661
9-	Out	86.8	20.406	133.9	1:01.855	19-	28.703	111.1	19.334	135.0	48.037
10-	29.361	110.6	19.559	134.2	48.920	20-	28.769	111.7	19.276	135.0	48.045
15		Nigel RICE				Red Line Racing					
1-	Out	100.5	21.250	125.2	1:07.574	9-	28.751	111.8	19.289	135.0	48.040
2-	30.901	100.0	19.967	133.9	50.868	10-	30.129	96.6	In		8:09.622P
3-	29.713	108.9	19.739	133.9	49.452	11-	Out	73.1	22.744	130.8	1:03.728
4-	28.682	111.7	19.381	134.2	48.063	12-	30.134	85.2	21.504	134.5	51.638
5-	28.770	111.5	19.397	134.5	48.167	13-	29.297	109.8	19.113	134.8	48.410
6-	28.660	111.7	19.325	135.0	47.985	14-	28.902	110.7	19.097	135.0	47.999
7-	28.680	111.5	19.278	135.3	47.958	15-	28.796	111.5	19.177	135.0	47.973
8-	34.514	78.1	22.224	134.2	56.738	16-			In		7:09.928P
23		Robin CLARK				Parr Motorsport					
1-	Out	76.7	24.118	127.6	1:11.147	15-	Out	100.6	22.659	119.6	1:04.008
2-	33.688	101.2	22.315	128.8	56.003	16-	33.194	104.4	21.126	129.8	54.320
3-	32.550	102.1	21.762	122.5	54.312	17-	31.665	104.5	20.813	131.3	52.478
4-	32.896	103.2	22.063	124.0	54.959	18-	31.277	105.7	21.441	127.3	52.718
5-	32.230	105.5	21.544	132.4	53.774	19-	32.583	103.9	22.412	120.9	54.995
6-	32.377	94.1	22.258	128.6	54.635	20-	34.781	98.8	21.641	130.6	56.422
7-	32.233	104.5	22.081	126.9	54.314	21-	31.434	104.9	20.869	131.6	52.303
8-	32.517	105.0	21.401	130.3	53.918	22-	31.366	104.9	21.029	131.1	52.395
9-	32.453	104.9	21.673	130.3	54.126	23-	30.842	105.7	20.938	130.1	51.780
10-	31.566	106.0	21.355	130.1	52.921	24-	31.087	103.4	In		4:26.908P
11-	31.497	103.4	21.237	125.0	52.734	25-	Out	90.3	22.819	120.1	1:04.172
12-	32.038	106.7	20.956	130.6	52.994	26-	32.665	102.8	21.055	131.1	53.720
13-	32.290	105.4	21.114	131.1	53.404	27-	31.699	104.4	20.988	128.8	52.687
14-	32.547	102.1	In		5:12.367P						
31		Ray McDOWELL				Red Line Racing					
1-	Out	102.3	20.908	132.6	59.448	13-	29.881	109.5	19.839	134.5	49.720
2-	31.163	105.7	20.807	133.7	51.970	14-	29.145	111.1	19.620	134.2	48.765
3-	30.157	108.8	19.646	135.0	49.803	15-	29.249	111.5	19.573	134.5	48.822
4-	30.376	108.4	19.637	135.0	50.013	16-	29.139	111.3	19.514	135.3	48.653
5-	29.938	108.1	19.776	134.5	49.714	17-	29.151	109.1	20.613	133.7	49.764
6-	29.451	110.2	19.707	133.7	49.158	18-	30.029	109.1	19.708	135.3	49.737
7-	29.452	111.3	19.790	133.7	49.242	19-	29.608	111.3	19.648	135.0	49.256
8-	29.470	110.6	19.541	134.8	49.011	20-	29.516	107.5	19.783	134.2	49.299
9-	29.284	110.6	19.694	133.9	48.978	21-	29.293	112.4	23.323	134.2	52.616
10-	29.280	111.7	In		4:28.174P	22-	29.670	109.7	20.001	129.1	49.671
11-	Out	100.0	20.751	133.2	58.018	23-	32.437	99.7	In		10:45.346P
12-	30.267	105.0	20.064	133.7	50.331						
34		Tony GILHAM				ReDesign Racing					
1-	Out	97.1	20.850	132.6	59.892	17-	30.102	108.8	19.833	133.2	49.935
2-	30.365	106.2	20.143	133.9	50.508	18-	29.160	109.5	19.459	133.9	48.619
3-	31.756	104.2	20.543	133.9	52.299	19-	30.112	107.4	20.065	133.7	50.177
4-	29.703	110.4	19.754	134.2	49.457	20-	29.071	110.7	19.502	133.4	48.573
5-	29.256	110.4	19.714	134.2	48.970	21-	29.106	110.6	19.615	132.1	48.721
6-	29.487	111.1	19.614	134.5	49.101	22-	30.053	105.0	In		2:25.361P
7-	29.080	110.2	19.664	133.9	48.744	23-	Out	89.5	20.151	133.2	56.001
8-	30.241	105.8	20.537	132.6	50.778	24-	29.097	110.6	19.571	133.9	48.668
9-	29.065	111.1	19.624	132.6	48.689	25-	28.917	110.2	19.707	134.5	48.624
10-	28.871	111.1	19.648	132.4	48.519	26-	32.464	85.3	20.921	133.9	53.385
11-	28.906	110.9	19.676	132.4	48.582	27-	29.481	109.5	In		3:46.290P

Brands Indy
Circuit Length = 1.1986 miles
Start: 13:58 End: 14:31

Weather / Track : Sunny / Dry

Porsche Carrera Cup Great Britain

QUALIFYING - ROUND 19 - SECTOR ANALYSIS

12 -	32.039	100.2	20.508	131.8	52.547	28 -	Out	107.5	20.002	133.4	57.530
13 -	29.175	110.6	19.503	132.1	48.678	29 -	29.096	110.6	19.503	133.9	48.599
14 -	28.979	110.7	19.584	132.4	48.563	30 -	28.916	110.9	19.390	133.9	48.306
15 -	31.529	99.0	In		3:09.934P	31 -	29.196	111.1	19.501	134.2	48.697
16 -	Out	101.7	20.600	131.1	57.872						
41	Michael LEONARD					Rss Performance					
1 -	Out	99.6	20.633	132.9	1:00.484	9 -	30.852	104.4	19.798	132.4	50.650
2 -	29.522	108.2	19.350	133.7	48.872	10 -	29.319	110.0	19.319	133.4	48.638
3 -	28.858	110.0	19.430	134.2	48.288	11 -	28.934	111.5	In		3:02.772P
4 -	29.214	110.0	19.352	133.9	48.566	12 -	Out	106.2	20.536	132.6	1:01.139
5 -	29.252	111.3	19.430	133.7	48.682	13 -	29.075	110.7	19.346	133.2	48.421
6 -	29.611	107.4	19.820	123.4	49.431	14 -	29.262	109.7	19.524	120.5	48.786
7 -	36.592	77.3	In		3:38.929P	15 -	36.172	88.3	In		13:20.489P
8 -	Out	94.5	20.958	129.8	1:03.326						
42	Graeme MUNDY					Rss Performance					
1 -	Out	94.0	21.539	131.1	1:01.884	13 -	29.829	108.9	19.608	131.8	49.437
2 -	30.733	104.4	20.047	133.2	50.780	14 -	30.063	108.9	19.488	132.6	49.551
3 -	30.486	108.8	19.713	132.9	50.199	15 -	29.154	110.0	19.439	131.8	48.593
4 -	30.168	107.0	19.682	133.2	49.850	16 -	29.329	110.4	19.415	132.4	48.744
5 -	29.697	109.1	19.650	132.9	49.347	17 -	29.303	110.6	19.473	133.2	48.776
6 -	29.718	108.8	20.341	133.2	50.059	18 -	29.548	110.0	19.424	132.4	48.972
7 -	29.664	109.1	19.828	132.6	49.492	19 -	32.093	98.7	In		2:39.336P
8 -	29.556	110.0	19.606	131.8	49.162	20 -	Out	105.0	20.205	131.6	56.111
9 -	29.634	110.4	19.740	131.8	49.374	21 -	29.750	109.8	19.630	132.4	49.380
10 -	30.396	104.2	In		3:42.983P	22 -	29.628	110.2	19.485	132.9	49.113
11 -	Out	104.2	20.500	131.6	57.434	23 -	29.354	110.4	19.839	132.4	49.193
12 -	30.010	107.9	20.710	131.3	50.720	24 -	33.577	65.9	In		7:05.667P
43	Jake ROSENWEIG					Team Parker Racing					
1 -	Out	94.7	20.723	127.1	1:03.578	12 -	29.902	108.2	19.476	132.6	49.378
2 -	32.923	88.1	19.903	135.0	52.826	13 -	29.221	109.7	19.382	133.7	48.603
3 -	28.820	109.8	19.254	134.2	48.074	14 -	28.892	109.3	19.568	134.8	48.460
4 -	28.776	111.1	19.270	134.8	48.046	15 -	28.588	110.6	19.236	133.9	47.824
5 -	31.762	84.2	19.722	134.5	51.484	16 -	28.609	110.7	19.212	133.7	47.821
6 -	28.601	110.0	19.489	134.2	48.090	17 -	28.506	110.6	19.143	134.5	47.649
7 -	28.435	112.0	19.257	134.5	47.692	18 -	28.709	111.1	In		3:42.993P
8 -	28.507	111.5	19.290	133.9	47.797	19 -	Out	107.0	19.645	132.4	56.877
9 -	28.507	111.8	19.344	134.5	47.851	20 -	28.832	110.6	20.669	133.7	49.501
10 -	28.989	109.8	In		9:02.867P	21 -	28.545	111.1	19.164	134.5	47.709
11 -	Out	95.3	20.258	123.8	59.755	22 -	29.069	110.9	19.375	120.7	48.444
44	Michael CAINE					Team Parker Racing					
1 -	Out	94.0	21.486	118.1	1:04.459	12 -	28.440	112.0	19.127	134.2	47.567
2 -	36.523	91.4	21.383	134.8	57.906	13 -	32.352	84.1	In		4:07.928P
3 -	28.854	111.8	19.127	135.3	47.981	14 -	Out	71.2	21.154	132.4	1:03.629
4 -	28.625	112.2	18.955	135.6	47.580	15 -	29.597	106.9	19.517	134.2	49.114
5 -	35.213	101.4	20.256	135.0	55.469	16 -	28.579	112.0	19.360	120.5	47.939
6 -	28.816	102.9	20.046	135.8	48.862	17 -	34.486	100.0	20.016	134.8	54.502
7 -	28.577	111.7	19.139	134.2	47.716	18 -	28.409	108.9	19.199	134.8	47.608
8 -	28.705	112.0	19.108	126.1	47.813	19 -	28.549	110.9	19.142	135.0	47.691
9 -	32.499	93.1	In		4:44.191P	20 -	28.481	111.8	19.104	134.8	47.585
10 -	Out	78.1	20.508	133.9	1:03.650	21 -	29.982	94.8	20.715	134.5	50.697
11 -	28.659	110.6	19.241	133.9	47.900						
45	Ollie JACKSON					Porsche Motorsport					
1 -	Out	80.4	23.810	123.6	1:02.471	13 -	29.332	110.4	19.637	133.4	48.969
2 -	31.204	94.4	27.102	64.0	58.306	14 -	29.128	110.6	19.651	132.6	48.779
3 -	36.026	85.6	20.867	132.9	56.893	15 -	29.837	103.9	In		2:10.045P
4 -	29.659	110.0	19.797	133.7	49.456	16 -	Out	105.2	20.085	132.9	56.157
5 -	29.554	110.2	19.572	134.2	49.126	17 -	29.867	107.9	20.585	115.3	50.452
6 -	29.167	110.7	19.475	135.0	48.642	18 -	31.167	92.9	19.955	133.7	51.122
7 -	29.916	111.1	19.606	133.7	49.522	19 -	28.880	109.8	19.700	133.2	48.580
8 -	29.558	110.9	19.494	133.7	49.052	20 -	29.057	111.1	19.373	134.5	48.430

Brands Indy
Circuit Length = 1.1986 miles
Start: 13:58 End: 14:31

Weather / Track : Sunny / Dry

Porsche Carrera Cup Great Britain

QUALIFYING - ROUND 19 - SECTOR ANALYSIS

9 -	30.279	110.7	19.609	132.9	49.888	21 -	30.710	107.7	19.931	133.7	50.641
10 -	29.301	111.3	19.524	133.2	48.825	22 -	29.506	110.7	19.404	133.9	48.910
11 -	29.194	109.8	36.496	132.1	1:05.690	23 -	31.670	75.7	25.130	73.4	56.800
12 -	29.418	110.6	19.509	133.7	48.927						
50	Paul HOGARTH					In2Racing					
1 -	Out	96.7	21.530	132.1	59.608	14 -	29.486	106.9	19.621	131.6	49.107
2 -	31.479	100.2	21.361	124.3	52.840	15 -	31.374	105.4	In		3:26.096P
3 -	31.180	105.5	20.002	134.5	51.182	16 -	Out	95.3	21.213	131.1	1:00.657
4 -	30.057	107.0	19.796	133.4	49.853	17 -	31.887	105.4	20.257	132.6	52.144
5 -	29.678	107.4	19.677	134.2	49.355	18 -	31.045	104.5	20.204	133.7	51.249
6 -	29.733	103.2	20.467	135.6	50.200	19 -	29.448	108.4	19.642	134.2	49.090
7 -	29.335	107.4	20.060	133.9	49.395	20 -	29.238	109.8	19.466	133.7	48.704
8 -	29.483	106.0	19.611	133.9	49.094	21 -	29.023	111.1	19.427	133.4	48.450
9 -	29.311	108.4	19.533	133.4	48.844	22 -	30.974	106.5	20.202	133.7	51.176
10 -	31.333	103.1	20.375	132.6	51.708	23 -	29.245	109.1	19.514	134.2	48.759
11 -	29.671	107.5	19.672	130.8	49.343	24 -	30.958	88.7	21.730	135.0	52.688
12 -	33.297	77.0	21.081	133.4	54.378	25 -	29.123	108.8	19.461	134.2	48.584
13 -	29.392	110.4	19.549	133.2	48.941	26 -	29.106	110.2	19.632	128.6	48.738
56	Tommy DREELAN					Qserv					
1 -	Out	90.3	22.663	117.3	1:04.478	10 -	Out	95.9	22.906	120.5	1:03.846
2 -	33.340	104.7	21.150	131.8	54.490	11 -	32.460	102.3	21.627	114.7	54.087
3 -	31.665	105.0	21.558	129.1	53.223	12 -	33.115	89.7	21.633	132.4	54.748
4 -	32.330	107.7	20.847	132.9	53.177	13 -	30.806	106.5	20.496	132.4	51.302
5 -	31.311	107.4	20.659	133.9	51.970	14 -	30.531	109.7	20.432	132.1	50.963
6 -	31.062	107.7	20.596	133.2	51.658	15 -	30.742	109.5	20.224	132.9	50.966
7 -	31.838	106.4	20.620	133.2	52.458	16 -	30.470	108.8	20.184	132.9	50.654
8 -	31.567	105.5	20.736	132.6	52.303	17 -	30.641	108.9	20.244	133.7	50.885
9 -	35.610	83.0	In		7:32.858P	18 -	30.647	108.2	20.295	128.3	50.942
78	Glynn GEDDIE					Parr Motorsport					
1 -	Out	86.9	20.926	133.7	59.012	18 -	31.546	108.2	19.685	133.7	51.231
2 -	30.600	108.6	19.880	134.5	50.480	19 -	29.638	110.2	19.822	133.9	49.460
3 -	29.261	109.5	19.886	134.5	49.147	20 -	45.581	96.4	20.836	133.7	1:06.417
4 -	28.960	111.7	19.553	135.6	48.513	21 -	29.284	110.7	19.769	133.4	49.053
5 -	30.213	105.2	20.521	134.2	50.734	22 -	28.987	109.5	19.927	131.8	48.914
6 -	29.093	111.8	19.826	124.5	48.919	23 -	29.526	110.9	19.978	133.4	49.504
7 -	30.119	111.7	19.421	134.8	49.540	24 -	29.263	110.4	19.838	133.4	49.101
8 -	29.652	110.0	19.479	133.9	49.131	25 -	29.743	110.4	19.681	133.7	49.424
9 -	29.116	111.7	19.607	133.4	48.723	26 -	29.124	111.1	19.592	133.7	48.716
10 -	29.027	111.1	19.811	133.4	48.838	27 -	29.334	110.7	19.577	133.7	48.911
11 -	29.225	111.3	19.504	133.4	48.729	28 -	29.320	111.1	19.580	133.9	48.900
12 -	29.014	111.1	19.532	133.9	48.546	29 -			In		3:32.032P
13 -	29.181	109.7	19.840	133.7	49.021	30 -	Out	109.7	19.707	132.9	59.168
14 -	29.354	111.3	20.123	132.4	49.477	31 -	29.466	110.6	19.480	132.9	48.946
15 -	29.383	110.6	19.506	134.2	48.889	32 -	29.227	108.9	19.525	133.2	48.752
16 -	31.508	105.2	In		3:22.896P	33 -	30.033	110.0	19.669	125.9	49.702
17 -	Out	98.8	21.213	131.1	1:01.639						

Porsche Carrera Cup Great Britain
QUALIFYING - ROUND 19 - SPEED TRAPS

SECTOR 1				SECTOR 2			FINISH LINE			
POS	NO	NAME	MPH	NO	NAME	MPH	NO	NAME	MPH	
1	2	Tim HARVEY	113.2				2	Tim HARVEY	136.1	
2	8	Tim BRIDGMAN	112.6				10	Pippa MANN	136.1	
3	5	Sam HANCOCK	112.4				5	Sam HANCOCK	135.8	
4	6	Phil QUAIFE	112.4				44	Michael CAINE	135.8	
5	31	Ray McDOWELL	112.4				6	Phil QUAIFE	135.6	
6	44	Michael CAINE	112.2				50	Paul HOGARTH	135.6	
7	43	Jake ROSENWEIG	112.0				78	Glynn GEDDIE	135.6	
8	15	Nigel RICE	111.8				8	Tim BRIDGMAN	135.3	
9	78	Glynn GEDDIE	111.8				15	Nigel RICE	135.3	
10	10	Pippa MANN	111.7				31	Ray McDOWELL	135.3	
11	41	Michael LEONARD	111.5				43	Jake ROSENWEIG	135.0	
12	7	Charles BATEMAN	111.3				45	Ollie JACKSON	135.0	
13	45	Ollie JACKSON	111.3				7	Charles BATEMAN	134.5	
14	34	Tony GILHAM	111.1				34	Tony GILHAM	134.5	
15	50	Paul HOGARTH	111.1				41	Michael LEONARD	134.2	
16	42	Graeme MUNDY	110.6				56	Tommy DREELAN	133.9	
17	56	Tommy DREELAN	109.7				42	Graeme MUNDY	133.2	
18	23	Robin CLARK	106.7				23	Robin CLARK	132.4	

Weather / Track : Sunny / Dry

www.tsl-timing.com

Brands Indy
 Circuit Length = 1.1986 miles
 Start: 13:58 End: 14:31

Printed - 14.33 Saturday, 20 September 2008


Porsche Carrera Cup Great Britain

QUALIFYING - ROUND 19 - BEST SECTORS

SECTOR 1			SECTOR 2			IDEAL / BEST COMPARISON						
POS	NO	NAME	TIME	NO	NAME	TIME	POS	NO	NAME	IDEAL	BEST	DIFF
1	8	BRIDGMAN	28.111	8	BRIDGMAN	18.919	1	8	BRIDGMAN	47.030	47.030	0.000
2	5	HANCOCK	28.255	44	CAINE	18.955	2	2	HARVEY	47.272	47.283	0.011
3	2	HARVEY	28.287	2	HARVEY	18.985	3	5	HANCOCK	47.330	47.330	0.000
4	44	CAINE	28.409	5	HANCOCK	19.075	4	44	CAINE	47.364	47.567	0.203
5	6	QUAIFE	28.419	6	QUAIFE	19.097	5	6	QUAIFE	47.516	47.619	0.103
6	43	ROSENWEIG	28.435	15	RICE	19.097	6	43	ROSENWEIG	47.578	47.649	0.071
7	7	BATEMAN	28.571	43	ROSENWEIG	19.143	7	15	RICE	47.757	47.958	0.201
8	15	RICE	28.660	7	BATEMAN	19.244	8	7	BATEMAN	47.815	47.815	0.000
9	10	MANN	28.703	10	MANN	19.276	9	10	MANN	47.979	48.037	0.058
10	41	LEONARD	28.858	41	LEONARD	19.319	10	41	LEONARD	48.177	48.288	0.111
11	34	GILHAM	28.871	45	JACKSON	19.373	11	45	JACKSON	48.253	48.430	0.177
12	45	JACKSON	28.880	34	GILHAM	19.390	12	34	GILHAM	48.261	48.306	0.045
13	78	GEDDIE	28.960	42	MUNDY	19.415	13	78	GEDDIE	48.381	48.513	0.132
14	50	HOGARTH	29.023	78	GEDDIE	19.421	14	50	HOGARTH	48.450	48.450	0.000
15	31	McDOWELL	29.139	50	HOGARTH	19.427	15	42	MUNDY	48.569	48.593	0.024
16	42	MUNDY	29.154	31	McDOWELL	19.514	16	31	McDOWELL	48.653	48.653	0.000
17	56	DREELAN	30.470	56	DREELAN	20.184	17	56	DREELAN	50.654	50.654	0.000
18	23	CLARK	30.842	23	CLARK	20.813	18	23	CLARK	51.655	51.780	0.125
Perfect lap										47.030		

Porsche Carrera Cup Great Britain

ROUND 19 - GRID

ROW 9	50.654 56 Tommy DREELAN	51.780 23 Robin CLARK
ROW 8	48.593 42 Graeme MUNDY	48.653 31 Ray McDOWELL
ROW 7	48.450 50 Paul HOGARTH	48.513 78 Glynn GEDDIE
ROW 6	48.306 34 Tony GILHAM	48.430 45 Ollie JACKSON
ROW 5	48.037 10 Pippa MANN	48.288 41 Michael LEONARD
ROW 4	47.815 7 Charles BATEMAN	47.958 15 Nigel RICE
ROW 3	47.619 6 Phil QUAIFE	47.649 43 Jake ROSENWEIG
ROW 2	47.330 5 Sam HANCOCK	47.567 44 Michael CAINE
ROW 1	47.030 8 Tim BRIDGMAN	47.283 2 Tim HARVEY
Pole		
		


Brands Indy
Circuit Length = 1.1986 miles

Clerk of Course :

Timekeeper :

Porsche Carrera Cup Great Britain

ROUND 20 - GRID

ROW 9	50.885 56 Tommy DREELAN	52.303 23 Robin CLARK
ROW 8	48.744 42 Graeme MUNDY	48.765 31 Ray McDOWELL
ROW 7	48.580 45 Ollie JACKSON	48.584 50 Paul HOGARTH
ROW 6	48.519 34 Tony GILHAM	48.546 78 Glynn GEDDIE
ROW 5	48.051 7 Charles BATEMAN	48.421 41 Michael LEONARD
ROW 4	47.973 15 Nigel RICE	48.045 10 Pippa MANN
ROW 3	47.692 43 Jake ROSENWEIG	47.700 6 Phil QUAIFE
ROW 2	47.580 44 Michael CAINE	47.585 5 Sam HANCOCK
ROW 1	47.064 8 Tim BRIDGMAN	47.487 2 Tim HARVEY
Pole		
		

Brands Indy
Circuit Length = 1.1986 miles

Clerk of Course :

Timekeeper :

Porsche Carrera Cup Great Britain

ROUND 19 - CLASSIFICATION

POS	NO	CL	NAME	NAT	ENTRY	LAPS	TIME	GAP	DIFF	MPH	BEST	ON
1	2	P	Tim HARVEY	GBR	Red Line Racing	26	21:05.572			88.64	47.915	4
2	44	P	Michael CAINE	GBR	Team Parker Racing	26	21:06.342	0.770	0.770	88.59	47.996	7
3	5	P	Sam HANCOCK	GBR	Jota	26	21:08.144	2.572	1.802	88.46	48.109	6
4	43	P	Jake ROSENWEIG	GBR	Team Parker Racing	26	21:09.111	3.539	0.967	88.40	47.801	5
5	6	P	Phil QUAIFFE	GBR	Jota	26	21:12.899	7.327	3.788	88.13	48.126	6
6	15	A1	Nigel RICE	GBR	Red Line Racing	26	21:14.708	9.136	1.809	88.01	48.357	6
7	7	P	Charles BATEMAN	GBR	Team Parker Racing	26	21:15.876	10.304	1.168	87.93	48.438	6
8	34	A1	Tony GILHAM	GBR	ReDesign Racing	26	21:31.398	25.826	15.522	86.87	48.915	4
9	41	A2	Michael LEONARD	IRL	Rss Performance	26	21:43.535	37.963	12.137	86.06	48.946	2
10	78	A2	Glynn GEDDIE	GBR	Parr Motorsport	26	21:47.074	41.502	3.539	85.83	48.815	5
11	50	A2	Paul HOGARTH	GBR	In2Racing	26	21:47.516	41.944	0.442	85.80	48.901	6
12	42	A2	Graeme MUNDY	GBR	Rss Performance	26	21:49.081	43.509	1.565	85.70	49.263	3
13	56	A2	Tommy DREELAN	GBR	Qserv	24	21:34.982	2 laps	2 laps	79.97	50.818	2
14	23	A2	Robin CLARK	GBR	Parr Motorsport	24	21:56.985	2 laps	22.003	78.63	52.285	2
NOT CLASSIFIED												
DNF	45	A2	Ollie JACKSON	GBR	Porsche Motorsport	26	21:36.605	31.033		86.52		6
DNF	31	A1	Ray McDOWELL	GBR	Red Line Racing	23	19:08.855	3 laps	3 laps	86.38	48.808	7
DNF	10	P	Pippa MANN	GBR	Team Eurotech	23	20:05.552	3 laps	0.290	82.32	48.942	9
DNS	8	P	Tim BRIDGMAN	GBR	Team Parker Racing	0						
FASTEST LAP												
43	P		Jake ROSENWEIG	GBR	Team Parker Racing	5	47.801		90.27 mph		145.27 kph	
15	A1		Nigel RICE	GBR	Red Line Racing	6	48.357		89.23 mph		143.60 kph	
78	A2		Glynn GEDDIE	GBR	Parr Motorsport	5	48.815		88.39 mph		142.25 kph	

Weather / Track : Sunny / Dry

These results are provisional until the conclusion of any judicial and technical matters.

Brands Indy
Circuit Length = 1.1986 miles
Start: 17:23 End: 17:48

Clerk of Course :	Timekeeper :
-------------------	--------------

Porsche Carrera Cup Great Britain

ROUND 19 - SECTOR ANALYSIS

2	Tim HARVEY Red Line Racing										
1 -	30.945	111.5	19.535	133.7	50.480	14 -	28.919	111.5	19.510	133.9	48.429
2 -	28.794	111.5	19.334	133.9	48.128	15 -	28.872	111.3	19.519	134.5	48.391
3 -	28.787	112.0	19.409	134.2	48.196	16 -	28.873	111.5	19.519	134.2	48.392
4 -	28.638	112.2	19.277	134.2	47.915	17 -	28.929	111.5	19.586	133.7	48.515
5 -	28.751	111.7	19.467	134.2	48.218	18 -	28.929	111.7	19.551	134.5	48.480
6 -	28.735	111.8	19.410	133.9	48.145	19 -	29.650	111.5	19.546	134.2	49.196
7 -	28.689	112.6	19.366	134.5	48.055	20 -	28.909	111.7	19.498	134.2	48.407
8 -	28.757	111.7	19.401	134.2	48.158	21 -	28.931	111.1	19.632	133.7	48.563
9 -	28.818	112.2	19.379	133.9	48.197	22 -	29.099	111.5	19.538	134.2	48.637
10 -	29.552	109.3	19.377	134.2	48.929	23 -	28.985	111.7	19.561	134.8	48.546
11 -	28.822	112.2	19.521	134.2	48.343	24 -	29.114	111.1	19.604	134.5	48.718
12 -	28.887	112.0	19.529	133.9	48.416	25 -	29.568	111.5	19.576	134.2	49.144
13 -	28.855	112.0	19.466	133.9	48.321	26 -	29.559	111.5	19.648	134.5	49.207
5	Sam HANCOCK Jota										
1 -	31.296	110.6	19.556	132.9	50.852	14 -	29.023	110.2	19.521	133.9	48.544
2 -	28.804	111.3	19.380	133.9	48.184	15 -	29.027	110.9	19.472	134.5	48.499
3 -	28.857	110.7	19.419	133.7	48.276	16 -	28.912	111.3	19.506	133.9	48.418
4 -	28.806	111.5	19.361	133.9	48.167	17 -	29.044	111.1	19.516	134.2	48.560
5 -	28.836	111.3	19.360	133.4	48.196	18 -	28.842	111.3	19.509	134.5	48.351
6 -	28.772	111.1	19.337	133.4	48.109	19 -	29.303	108.9	19.497	133.9	48.800
7 -	28.905	110.9	19.401	133.9	48.306	20 -	28.992	110.9	19.610	133.9	48.602
8 -	28.847	111.1	19.381	133.9	48.228	21 -	29.118	111.8	19.607	134.2	48.725
9 -	28.820	111.3	19.469	133.9	48.289	22 -	29.098	111.3	19.533	134.5	48.631
10 -	28.890	110.7	19.641	133.9	48.531	23 -	29.075	110.6	19.592	134.2	48.667
11 -	28.826	110.7	19.410	133.9	48.236	24 -	29.230	110.9	19.651	134.5	48.881
12 -	28.982	110.4	19.520	133.9	48.502	25 -	29.548	110.9	19.639	134.5	49.187
13 -	29.567	108.4	19.509	134.2	49.076	26 -	29.397	110.7	19.638	134.2	49.035
6	Phil QUAIFE Jota										
1 -	31.500	110.4	19.656	133.4	51.156	14 -	28.897	111.8	19.840	133.7	48.737
2 -	28.801	112.4	20.042	127.8	48.843	15 -	29.066	110.6	19.565	133.9	48.631
3 -	29.378	110.9	19.551	133.4	48.929	16 -	29.230	111.8	19.590	134.2	48.820
4 -	28.760	111.7	19.429	133.7	48.189	17 -	29.039	111.7	19.654	133.7	48.693
5 -	28.914	111.7	19.462	133.7	48.376	18 -	29.113	111.5	19.539	134.2	48.652
6 -	28.739	110.7	19.387	133.7	48.126	19 -	29.175	111.1	19.694	134.8	48.869
7 -	29.012	110.2	19.535	133.7	48.547	20 -	29.460	111.3	19.635	133.7	49.095
8 -	28.784	111.7	19.388	133.9	48.172	21 -	29.229	110.9	19.669	133.7	48.898
9 -	29.006	110.9	19.441	133.7	48.447	22 -	29.151	111.1	19.646	134.2	48.797
10 -	28.902	111.1	19.460	134.2	48.362	23 -	29.151	110.0	19.446	134.2	48.597
11 -	29.043	111.8	19.471	133.7	48.514	24 -	29.118	111.3	19.528	133.9	48.646
12 -	28.890	110.2	19.606	133.7	48.496	25 -	29.804	110.7	19.760	133.4	49.564
13 -	28.947	111.3	19.802	133.7	48.749	26 -	29.752	111.3	19.738	134.2	49.490
7	Charles BATEMAN Team Parker Racing										
1 -	31.739	109.1	19.579	133.2	51.318	14 -	29.363	109.3	19.595	133.2	48.958
2 -	29.285	110.7	19.448	133.7	48.733	15 -	29.111	110.7	19.647	133.4	48.758
3 -	29.245	110.9	19.649	133.4	48.894	16 -	29.069	110.0	19.556	133.2	48.625
4 -	29.215	111.1	19.444	133.7	48.659	17 -	29.125	111.1	19.651	133.4	48.776
5 -	29.070	110.9	19.375	133.4	48.445	18 -	29.116	111.1	19.493	133.2	48.609
6 -	29.031	110.6	19.407	133.4	48.438	19 -	28.984	111.5	19.471	133.4	48.455
7 -	29.072	111.1	19.568	133.2	48.640	20 -	29.637	109.5	19.712	133.2	49.349
8 -	29.077	110.6	19.593	133.4	48.670	21 -	29.187	110.0	19.614	133.7	48.801
9 -	29.154	110.4	19.473	132.9	48.627	22 -	29.411	108.4	19.514	133.4	48.925
10 -	29.029	111.5	19.476	132.6	48.505	23 -	29.278	110.4	19.484	133.4	48.762
11 -	29.226	110.2	19.553	133.2	48.779	24 -	29.148	110.6	19.626	132.6	48.774
12 -	28.947	110.7	19.518	133.2	48.465	25 -	29.863	110.4	19.666	133.2	49.529
13 -	29.039	111.3	19.523	133.4	48.562	26 -	29.857	110.2	19.540	133.4	49.397
10	Pippa MANN Team Eurotech										
1 -	33.028	98.8	20.287	134.5	53.315	13 -	29.465	111.3	19.863	133.4	49.328
2 -	30.302	108.2	19.602	135.0	49.904	14 -	29.326	110.6	19.740	133.9	49.066
3 -	29.359	109.8	20.089	133.4	49.448	15 -	29.580	109.3	20.150	134.5	49.730

Brands Indy
Circuit Length = 1.1986 miles
Start: 17:23 End: 17:48

Weather / Track : Sunny / Dry

Porsche Carrera Cup Great Britain

ROUND 19 - SECTOR ANALYSIS

4 -	30.443	106.7	19.727	134.8	50.170	16 -	30.616	108.9	19.817	133.9	50.433
5 -	29.779	108.6	19.824	133.9	49.603	17 -	29.481	109.5	20.160	133.9	49.641
6 -	29.303	110.0	19.766	134.5	49.069	18 -	30.104	108.2	19.875	133.4	49.979
7 -	29.346	110.2	19.709	133.9	49.055	19 -	30.070	107.5	19.840	133.4	49.910
8 -	29.678	109.8	19.834	134.2	49.512	20 -	29.283	110.6	19.816	133.7	49.099
9 -	29.229	110.7	19.713	133.9	48.942	21 -	29.185	109.8	19.904	133.4	49.089
10 -	29.392	109.7	20.657	133.2	50.049	22 -	29.345	110.7	19.758	134.2	49.103
11 -	29.764	110.2	19.966	133.4	49.730	23 -	29.155	110.7	19.793	134.2	48.948
12 -	29.620	109.5	19.941	133.2	49.561						
15	Nigel RICE Red Line Racing										
1 -	31.649	109.3	19.625	133.9	51.274	14 -	29.744	110.4	19.532	134.8	49.276
2 -	29.188	110.9	19.642	132.1	48.830	15 -	29.179	111.1	19.513	134.5	48.692
3 -	29.114	110.4	19.457	134.5	48.571	16 -	29.016	111.8	19.486	134.8	48.502
4 -	29.162	109.5	19.513	133.9	48.675	17 -	29.289	110.6	19.517	134.5	48.806
5 -	28.971	111.1	19.482	134.2	48.453	18 -	29.036	111.7	19.492	134.2	48.528
6 -	28.914	111.3	19.443	134.5	48.357	19 -	29.107	111.7	19.580	134.2	48.687
7 -	29.123	111.1	19.431	134.5	48.554	20 -	29.700	108.6	19.564	134.5	49.264
8 -	28.993	110.9	19.513	134.2	48.506	21 -	29.327	109.3	19.533	134.8	48.860
9 -	29.178	110.0	19.507	134.8	48.685	22 -	29.095	111.8	19.530	134.8	48.625
10 -	29.065	110.6	19.626	133.7	48.691	23 -	29.254	110.9	19.567	135.0	48.821
11 -	29.318	110.2	19.478	134.2	48.796	24 -	29.237	111.5	19.584	134.5	48.821
12 -	29.002	110.7	19.456	134.5	48.458	25 -	29.595	111.3	19.608	134.8	49.203
13 -	29.114	110.4	19.516	134.5	48.630	26 -	29.495	111.3	19.572	134.5	49.067
23	Robin CLARK Parr Motorsport										
1 -	32.945	105.8	20.846	131.1	53.791	13 -	33.130	102.3	21.616	130.1	54.746
2 -	31.450	104.9	20.835	129.1	52.285	14 -	33.083	103.4	21.517	128.3	54.600
3 -	31.916	105.2	21.265	130.1	53.181	15 -	32.121	103.9	21.432	129.3	53.553
4 -	31.902	104.0	21.260	129.6	53.162	16 -	32.575	102.8	21.481	129.1	54.056
5 -	32.126	101.5	21.275	130.1	53.401	17 -	33.036	95.1	21.816	129.3	54.852
6 -	31.884	103.4	21.417	129.8	53.301	18 -	33.995	101.2	21.566	129.6	55.561
7 -	32.387	95.9	21.454	129.8	53.841	19 -	32.353	104.0	21.291	130.1	53.644
8 -	32.449	105.0	21.482	129.1	53.931	20 -	32.207	104.5	22.479	130.1	54.686
9 -	33.191	88.8	22.438	117.3	55.629	21 -	32.499	104.4	21.554	123.1	54.053
10 -	34.311	100.2	21.707	129.1	56.018	22 -	35.741	94.1	22.056	130.6	57.797
11 -	32.785	103.7	21.534	128.6	54.319	23 -	34.573	105.5	21.394	130.3	55.967
12 -	34.327	104.5	21.486	128.8	55.813	24 -	33.031	104.0	22.853	119.4	55.884
31	Ray McDOWELL Red Line Racing										
1 -	32.313	105.0	20.533	133.4	52.846	13 -	29.343	111.1	19.767	133.4	49.110
2 -	30.006	110.9	19.760	134.2	49.766	14 -	29.427	110.0	19.682	133.7	49.109
3 -	29.324	110.9	19.642	134.8	48.966	15 -	30.038	110.9	20.261	133.7	50.299
4 -	29.968	108.2	19.563	133.9	49.531	16 -	30.370	111.5	19.587	134.8	49.957
5 -	30.074	109.1	19.500	134.2	49.574	17 -	29.699	112.0	20.183	134.2	49.882
6 -	29.567	109.8	19.514	133.7	49.081	18 -	30.131	110.7	19.817	132.9	49.948
7 -	29.259	112.2	19.549	134.2	48.808	19 -	29.855	112.4	19.727	133.7	49.582
8 -	29.275	111.8	19.822	133.7	49.097	20 -	29.232	111.5	19.787	133.7	49.019
9 -	29.087	110.9	20.552	128.3	49.639	21 -	29.453	110.4	19.777	133.7	49.230
10 -	29.515	111.7	20.709	130.6	50.224	22 -	29.249	110.7	19.893	134.5	49.142
11 -	29.749	110.4	19.850	133.4	49.599	23 -	29.523	107.5	20.069	133.7	49.592
12 -	29.514	110.4	19.709	134.2	49.223						
34	Tony GILHAM ReDesign Racing										
1 -	31.693	107.2	19.990	132.6	51.683	14 -	29.249	110.2	19.696	132.6	48.945
2 -	29.731	110.0	19.627	133.4	49.358	15 -	29.330	109.3	19.852	133.4	49.182
3 -	29.587	109.8	19.591	133.4	49.178	16 -	29.236	110.4	19.752	133.2	48.988
4 -	29.343	110.9	19.572	133.7	48.915	17 -	29.704	108.6	19.957	132.9	49.661
5 -	29.388	109.8	19.598	133.4	48.986	18 -	29.755	110.0	19.755	133.4	49.510
6 -	29.380	110.6	19.653	133.2	49.033	19 -	29.515	111.1	19.757	133.2	49.272
7 -	29.585	110.6	19.636	133.4	49.221	20 -	29.676	109.8	19.777	132.9	49.453
8 -	30.168	110.0	19.649	132.9	49.817	21 -	29.624	110.2	19.800	133.4	49.424
9 -	29.333	110.6	19.605	132.9	48.938	22 -	29.696	109.5	19.942	133.2	49.638
10 -	29.220	110.6	19.700	132.9	48.920	23 -	29.651	110.4	19.713	133.9	49.364
11 -	29.378	110.0	19.823	133.4	49.201	24 -	29.427	110.4	19.726	133.2	49.153

Brands Indy
Circuit Length = 1.1986 miles
Start: 17:23 End: 17:48

Weather / Track : Sunny / Dry

Porsche Carrera Cup Great Britain

ROUND 19 - SECTOR ANALYSIS

12 -	29.662	110.0	19.809	132.4	49.471	25 -	30.725	107.0	19.956	133.2	50.681
13 -	29.358	110.2	19.699	132.6	49.057	26 -	30.334	109.5	19.836	132.9	50.170
41	Michael LEONARD					Rss Performance					
1 -	31.736	107.2	19.774	132.9	51.510	14 -	29.468	110.2	19.696	133.7	49.164
2 -	29.458	110.0	19.488	133.2	48.946	15 -	29.604	110.4	19.927	133.2	49.531
3 -	29.437	110.0	19.947	132.6	49.384	16 -	30.283	108.8	20.179	132.6	50.462
4 -	29.476	110.9	19.534	132.4	49.010	17 -	29.733	108.6	19.872	132.9	49.605
5 -	29.360	109.8	19.801	131.8	49.161	18 -	29.879	106.7	20.019	133.2	49.898
6 -	29.522	109.7	19.710	132.1	49.232	19 -	29.797	108.4	20.136	132.9	49.933
7 -	29.542	109.8	19.847	132.1	49.389	20 -	29.658	109.8	20.655	131.1	50.313
8 -	35.040	107.7	20.128	132.1	55.168	21 -	29.585	109.8	19.793	133.2	49.378
9 -	29.374	110.0	19.732	132.6	49.106	22 -	29.898	108.1	20.009	132.6	49.907
10 -	29.303	110.7	20.396	131.8	49.699	23 -	29.518	108.6	19.839	132.9	49.357
11 -	29.680	110.4	19.877	133.2	49.557	24 -	30.672	107.2	20.086	131.6	50.758
12 -	29.497	110.6	19.874	132.4	49.371	25 -	30.217	109.1	19.999	132.4	50.216
13 -	29.730	110.0	19.827	133.4	49.557	26 -	30.294	109.5	19.994	132.9	50.288
42	Graeme MUNDY					Rss Performance					
1 -	32.289	103.2	20.492	131.8	52.781	14 -	30.167	109.5	19.976	132.1	50.143
2 -	30.623	108.4	19.877	132.1	50.500	15 -	29.628	109.3	20.017	131.6	49.645
3 -	29.578	108.2	19.685	132.4	49.263	16 -	29.540	109.8	19.966	132.1	49.506
4 -	29.776	107.2	20.061	132.1	49.837	17 -	29.729	109.3	19.914	131.8	49.643
5 -	29.488	107.2	19.946	132.4	49.434	18 -	30.062	109.7	20.284	131.6	50.346
6 -	29.715	108.9	19.808	132.4	49.523	19 -	30.670	108.8	20.010	132.1	50.680
7 -	29.673	107.9	19.927	132.4	49.600	20 -	29.773	109.7	19.913	132.1	49.686
8 -	29.767	109.3	20.091	132.4	49.858	21 -	29.600	108.9	19.842	132.6	49.442
9 -	29.807	109.5	19.847	132.1	49.654	22 -	29.885	107.5	19.971	132.4	49.856
10 -	29.827	108.8	20.669	130.3	50.496	23 -	29.882	108.6	19.921	132.4	49.803
11 -	30.224	108.2	20.073	131.8	50.297	24 -	30.467	106.9	20.245	132.9	50.712
12 -	29.788	108.9	19.919	131.6	49.707	25 -	31.021	107.5	20.084	132.1	51.105
13 -	29.738	107.0	20.028	130.8	49.766	26 -	30.295	108.8	20.029	132.4	50.324
43	Jake ROSENWEIG					Team Parker Racing					
1 -	31.348	108.4	19.781	133.2	51.129	14 -	28.900	110.7	19.671	133.7	48.571
2 -	29.118	110.2	19.410	133.7	48.528	15 -	29.008	108.9	19.674	133.9	48.682
3 -	28.924	110.7	19.437	133.9	48.361	16 -	29.070	110.9	19.453	134.2	48.523
4 -	28.866	111.1	19.194	134.8	48.060	17 -	28.909	110.9	19.474	134.2	48.383
5 -	28.520	111.7	19.281	134.2	47.801	18 -	29.068	110.2	19.578	134.2	48.646
6 -	28.623	111.3	19.413	133.9	48.036	19 -	29.167	108.4	19.725	133.9	48.892
7 -	28.725	111.1	19.329	134.2	48.054	20 -	29.006	110.7	19.600	133.9	48.606
8 -	28.878	111.7	19.356	134.5	48.234	21 -	28.970	110.6	19.592	134.2	48.562
9 -	28.795	110.2	19.471	134.2	48.266	22 -	29.200	110.9	19.506	133.9	48.706
10 -	29.041	109.5	19.658	133.4	48.699	23 -	28.994	110.9	19.557	134.2	48.551
11 -	28.884	110.2	19.417	134.2	48.301	24 -	29.092	110.9	19.548	133.9	48.640
12 -	28.847	111.1	19.471	133.9	48.318	25 -	29.548	110.2	19.659	133.7	49.207
13 -	29.153	106.5	19.700	133.9	48.853	26 -	29.327	110.6	20.197	132.4	49.524
44	Michael CAINE					Team Parker Racing					
1 -	30.842	110.9	19.465	133.2	50.307	14 -	29.175	111.1	19.413	133.9	48.588
2 -	28.883	111.1	19.196	133.4	48.079	15 -	29.013	110.6	19.356	133.9	48.369
3 -	28.860	111.1	19.239	133.7	48.099	16 -	29.003	110.4	19.472	134.2	48.475
4 -	28.894	111.1	19.349	133.9	48.243	17 -	28.966	110.7	19.364	134.2	48.330
5 -	28.770	111.7	19.321	133.2	48.091	18 -	28.921	110.4	19.440	134.2	48.361
6 -	29.019	110.9	19.347	132.6	48.366	19 -	29.767	110.4	19.441	134.2	49.208
7 -	28.735	112.2	19.261	133.4	47.996	20 -	28.936	110.9	19.411	134.2	48.347
8 -	28.944	110.2	19.312	133.7	48.256	21 -	29.181	110.9	19.528	133.4	48.709
9 -	28.772	111.3	19.343	132.9	48.115	22 -	29.145	111.7	19.513	133.9	48.658
10 -	28.921	111.1	19.444	133.7	48.365	23 -	29.539	108.8	19.545	134.5	49.084
11 -	29.042	111.1	19.448	133.7	48.490	24 -	29.078	111.1	19.472	134.2	48.550
12 -	28.923	111.3	19.419	133.2	48.342	25 -	29.636	109.3	19.559	133.9	49.195
13 -	28.925	111.8	19.464	133.9	48.389	26 -	29.619	111.3	19.479	134.5	49.098
45	Ollie JACKSON					Porsche Motorsport					
1 -	32.585	105.0	20.426	133.2	53.011	14 -	29.465	109.8	19.930	133.4	49.395

Brands Indy
Circuit Length = 1.1986 miles
Start: 17:23 End: 17:48

Weather / Track : Sunny / Dry

Porsche Carrera Cup Great Britain

ROUND 19 - SECTOR ANALYSIS

2-	29.892	109.5	19.614	134.2	49.506	15 -	30.297	107.5	20.234	133.9	50.531
3-	29.343	110.0	19.733	133.4	49.076	16 -	30.051	110.6	19.685	133.2	49.736
4-	29.152	110.4	19.681	133.9	48.833	17 -	29.736	110.4	19.860	133.2	49.596
5-	29.323	110.4	19.526	133.9	48.849	18 -	29.308	110.0	19.839	133.2	49.147
6-	29.262	109.1	19.562	134.2	48.824	19 -	29.617	108.9	19.807	133.2	49.424
7-	29.440	108.4	20.129	133.9	49.569	20 -	29.431	109.7	19.686	133.7	49.117
8-	29.615	110.9	19.806	134.2	49.421	21 -	29.454	109.1	19.767	133.7	49.221
9-	29.699	109.5	20.004	131.6	49.703	22 -	29.554	110.0	19.719	133.4	49.273
10-	29.476	109.1	21.821	130.3	51.297	23 -	29.885	109.5	19.735	133.2	49.620
11-	29.598	110.6	19.602	133.2	49.200	24 -	29.538	109.1	19.820	133.4	49.358
12-	29.401	110.9	19.676	132.9	49.077	25 -	29.935	108.4	19.739	133.9	49.674
13-	29.814	110.4	19.632	132.9	49.446	26 -	30.208	109.8	19.903	133.4	50.111
50	Paul HOGARTH In2Racing										
1-	31.964	107.5	19.933	133.2	51.897	14 -	29.753	110.0	19.839	134.5	49.592
2-	29.780	108.8	19.629	134.2	49.409	15 -	29.780	109.7	20.277	134.2	50.057
3-	29.618	109.5	19.601	134.8	49.219	16 -	30.009	110.0	19.943	134.2	49.952
4-	29.516	109.5	19.495	134.5	49.011	17 -	29.616	109.5	19.897	134.2	49.513
5-	29.311	110.2	19.606	134.2	48.917	18 -	30.060	109.1	19.968	133.4	50.028
6-	29.398	110.2	19.503	134.8	48.901	19 -	30.133	106.7	19.929	135.0	50.062
7-	29.690	108.6	19.650	134.2	49.340	20 -	30.001	110.0	20.034	134.2	50.035
8-	30.076	109.1	19.825	133.7	49.901	21 -	29.683	110.0	19.838	134.8	49.521
9-	29.294	110.4	19.682	133.4	48.976	22 -	29.646	110.0	19.819	135.3	49.465
10-	29.315	110.0	28.809	127.3	58.124	23 -	29.958	110.0	19.849	134.8	49.807
11-	29.979	107.5	19.753	134.2	49.732	24 -	30.492	105.8	20.099	134.2	50.591
12-	29.595	110.6	19.711	133.9	49.306	25 -	30.394	109.5	19.727	134.8	50.121
13-	29.705	109.7	20.212	130.1	49.917	26 -	29.894	109.7	19.740	134.2	49.634
56	Tommy DREELAN Qserv										
1-	32.659	105.4	20.824	132.1	53.483	13 -	33.272	106.7	21.146	131.3	54.418
2-	30.661	107.5	20.157	133.2	50.818	14 -	32.289	107.0	21.922	130.6	54.211
3-	30.661	108.1	20.447	132.4	51.108	15 -	32.377	105.2	21.353	131.1	53.730
4-	31.211	106.9	20.627	132.1	51.838	16 -	33.719	106.0	21.625	131.3	55.344
5-	31.235	104.9	20.685	132.1	51.920	17 -	32.973	106.0	21.707	131.1	54.680
6-	31.119	106.0	20.800	131.1	51.919	18 -	32.357	105.7	21.721	130.1	54.078
7-	31.598	106.9	20.937	131.8	52.535	19 -	33.968	103.4	22.178	118.1	56.146
8-	31.452	106.2	20.791	131.3	52.243	20 -	33.653	106.2	21.622	122.9	55.275
9-	31.820	104.5	21.284	130.3	53.104	21 -	33.253	106.2	21.456	131.3	54.709
10-	31.752	106.5	21.066	131.1	52.818	22 -	32.292	103.7	21.403	131.3	53.695
11-	31.789	105.8	21.393	130.8	53.182	23 -	33.584	105.8	21.671	130.8	55.255
12-	34.191	104.4	21.609	131.3	55.800	24 -	33.194	105.5	21.573	131.1	54.767
78	Glynn GEDDIE Parr Motorsport										
1-	32.458	106.4	19.852	133.4	52.310	14 -	29.822	108.2	19.867	133.2	49.689
2-	29.572	111.1	19.570	134.5	49.142	15 -	29.648	109.7	19.868	133.4	49.516
3-	29.527	109.8	19.660	133.9	49.187	16 -	29.696	108.6	19.788	133.4	49.484
4-	29.366	108.8	19.699	133.9	49.065	17 -	29.567	109.7	19.797	133.2	49.364
5-	29.234	110.9	19.581	134.5	48.815	18 -	29.886	110.0	20.101	130.6	49.987
6-	29.424	108.9	19.630	134.2	49.054	19 -	30.055	109.8	20.077	132.9	50.132
7-	29.788	106.4	19.928	133.9	49.716	20 -	29.801	109.8	19.865	132.4	49.666
8-	29.565	110.6	19.951	133.7	49.516	21 -	29.495	110.7	19.830	132.9	49.325
9-	29.320	111.1	19.631	133.4	48.951	22 -	29.542	110.6	19.947	133.2	49.489
10-	29.259	110.6	28.630	128.8	57.889	23 -	29.669	110.6	20.129	132.9	49.798
11-	29.991	106.5	20.113	131.3	50.104	24 -	30.057	108.8	20.109	132.6	50.166
12-	29.491	110.4	19.945	131.3	49.436	25 -	30.700	108.2	20.152	132.6	50.852
13-	29.535	110.0	20.012	132.6	49.547	26 -	30.442	110.0	19.767	132.9	50.209

Brands Indy
Circuit Length = 1.1986 miles
Start: 17:23 End: 17:48

Weather / Track : Sunny / Dry

Porsche Carrera Cup Great Britain
ROUND 19 - SPEED TRAPS

SECTOR 1				SECTOR 2			FINISH LINE			
POS	NO	NAME	MPH	NO	NAME	MPH	NO	NAME	MPH	
1	2	Tim HARVEY	112.6				50	Paul HOGARTH	135.3	
2	6	Phil QUAIFE	112.4				10	Pippa MANN	135.0	
3	31	Ray McDOWELL	112.4				15	Nigel RICE	135.0	
4	44	Michael CAINE	112.2				2	Tim HARVEY	134.8	
5	5	Sam HANCOCK	111.8				5	Sam HANCOCK	134.8	
6	15	Nigel RICE	111.8				6	Phil QUAIFE	134.8	
7	43	Jake ROSENWEIG	111.7				31	Ray McDOWELL	134.8	
8	7	Charles BATEMAN	111.5				43	Jake ROSENWEIG	134.8	
9	10	Pippa MANN	111.3				44	Michael CAINE	134.5	
10	34	Tony GILHAM	111.1				78	Glynn GEDDIE	134.5	
11	78	Glynn GEDDIE	111.1				34	Tony GILHAM	133.9	
12	41	Michael LEONARD	110.9				7	Charles BATEMAN	133.7	
13	50	Paul HOGARTH	110.6				41	Michael LEONARD	133.7	
14	42	Graeme MUNDY	109.8				56	Tommy DREELAN	133.2	
15	56	Tommy DREELAN	108.1				42	Graeme MUNDY	132.9	
16	23	Robin CLARK	105.8				23	Robin CLARK	131.1	
17										

Weather / Track : Sunny / Dry

www.tsl-timing.com

Brands Indy
 Circuit Length = 1.1986 miles
 Start: 17:23 End: 17:48

Printed - 17.51 Saturday, 20 September 2008

Porsche Carrera Cup Great Britain

ROUND 19 - BEST SECTORS

SECTOR 1			SECTOR 2			IDEAL / BEST COMPARISON						
POS	NO	NAME	TIME	NO	NAME	TIME	POS	NO	NAME	IDEAL	BEST	DIFF
1	43	ROSENWEIG	28.520	43	ROSENWEIG	19.194	1	43	ROSENWEIG	47.714	47.801	0.087
2	2	HARVEY	28.638	44	CAINE	19.196	2	2	HARVEY	47.915	47.915	0.000
3	44	CAINE	28.735	2	HARVEY	19.277	3	44	CAINE	47.931	47.996	0.065
4	6	QUAIFE	28.739	5	HANCOCK	19.337	4	5	HANCOCK	48.109	48.109	0.000
5	5	HANCOCK	28.772	7	BATEMAN	19.375	5	6	QUAIFE	48.126	48.126	0.000
6	15	RICE	28.914	6	QUAIFE	19.387	6	7	BATEMAN	48.322	48.438	0.116
7	7	BATEMAN	28.947	15	RICE	19.431	7	15	RICE	48.345	48.357	0.012
8	31	McDOWELL	29.087	41	LEONARD	19.488	8	31	McDOWELL	48.587	48.808	0.221
9	10	MANN	29.155	50	HOGARTH	19.495	9	10	MANN	48.757	48.942	0.185
10	34	GILHAM	29.220	31	McDOWELL	19.500	10	50	HOGARTH	48.789	48.901	0.112
11	78	GEDDIE	29.234	78	GEDDIE	19.570	11	41	LEONARD	48.791	48.946	0.155
12	50	HOGARTH	29.294	34	GILHAM	19.572	12	34	GILHAM	48.792	48.915	0.123
13	41	LEONARD	29.303	10	MANN	19.602	13	78	GEDDIE	48.804	48.815	0.011
14	42	MUNDY	29.488	42	MUNDY	19.685	14	42	MUNDY	49.173	49.263	0.090
15	56	DREELAN	30.661	56	DREELAN	20.157	15	56	DREELAN	50.818	50.818	0.000
16	23	CLARK	31.450	23	CLARK	20.835	16	23	CLARK	52.285	52.285	0.000
17												

Perfect lap	47.714
-------------	--------

Porsche Carrera Cup Great Britain
ROUND 19 - LAP CHART

Lap 1			Lap 2			Lap 3			Lap 4			Lap 5		
No	Behind	Laptime	No	Behind	Laptime	No	Behind	Laptime	No	Behind	Laptime	No	Behind	Laptime
2		50.480	2		48.128	2		48.196	2		47.915	2		48.218
44	0.613	50.307	44	0.564	48.079	44	0.467	48.099	44	0.795	48.243	44	0.668	48.091
5	1.218	50.852	5	1.274	48.184	5	1.354	48.276	5	1.606	48.167	5	1.584	48.196
6	1.734	51.156	6	2.449	48.843	43	2.746	48.361	43	2.891	48.060	43	2.474	47.801
43	2.181	51.129	43	2.581	48.528	6	3.182	48.929	6	3.456	48.189	6	3.614	48.376
15	2.424	51.274	15	3.126	48.830	15	3.501	48.571	15	4.261	48.675	15	4.496	48.453
7	2.815	51.318	7	3.420	48.733	7	4.118	48.894	7	4.862	48.659	7	5.089	48.445
41	3.219	51.510	41	4.037	48.946	41	5.225	49.384	41	6.320	49.010	41	7.263	49.161
34	3.936	51.683	34	5.166	49.358	34	6.148	49.178	34	7.148	48.915	34	7.916	48.986
50	4.459	51.897	50	5.740	49.409	50	6.763	49.219	50	7.859	49.011	50	8.558	48.917
78	5.049	52.310	78	6.063	49.142	78	7.054	49.187	78	8.204	49.065	78	8.801	48.815
45	5.675	53.011	45	7.053	49.506	45	7.933	49.076	45	8.851	48.833	45	9.482	48.849
10	5.850	53.315	10	7.626	49.904	10	8.878	49.448	31	10.575	49.531	31	11.931	49.574
42	6.329	52.781	31	8.189	49.766	31	8.959	48.966	10	11.133	50.170	10	12.518	49.603
31	6.551	52.846	42	8.701	50.500	42	9.768	49.263	42	11.690	49.837	42	12.906	49.434
56	7.463	53.483	56	10.153	50.818	56	13.065	51.108	56	16.988	51.838	56	20.690	51.920
23	8.779	53.791	23	12.936	52.285	23	17.921	53.181	23	23.168	53.162	23	28.351	53.401

Porsche Carrera Cup Great Britain
ROUND 19 - LAP CHART

Lap 6			Lap 7			Lap 8			Lap 9			Lap 10		
No	Behind	Laptime	No	Behind	Laptime	No	Behind	Laptime	No	Behind	Laptime	No	Behind	Laptime
2		48.145	2		48.055	2		48.158	2		48.197	2		48.929
44	0.889	48.366	44	0.830	47.996	44	0.928	48.256	44	0.846	48.115	44	0.282	48.365
5	1.548	48.109	5	1.799	48.306	5	1.869	48.228	5	1.961	48.289	5	1.563	48.531
43	2.365	48.036	43	2.364	48.054	43	2.440	48.234	43	2.509	48.266	43	2.279	48.699
6	3.595	48.126	6	4.087	48.547	6	4.101	48.172	6	4.351	48.447	23	1 LAP	55.629
15	4.708	48.357	15	5.207	48.554	15	5.555	48.506	15	6.043	48.685	6	3.784	48.362
7	5.382	48.438	7	5.967	48.640	7	6.479	48.670	7	6.909	48.627	15	5.805	48.691
41	8.350	49.232	41	9.684	49.389	34	11.629	49.817	34	12.370	48.938	7	6.485	48.505
34	8.804	49.033	34	9.970	49.221	50	12.342	49.901	50	13.121	48.976	34	12.361	48.920
50	9.314	48.901	50	10.599	49.340	78	12.729	49.516	78	13.483	48.951	45	16.812	51.297
78	9.710	49.054	78	11.371	49.716	45	12.938	49.421	45	14.444	49.703	31	17.296	50.224
45	10.161	48.824	45	11.675	49.569	31	14.559	49.097	31	16.001	49.639	10	17.661	50.049
31	12.867	49.081	31	13.620	48.808	10	15.796	49.512	10	16.541	48.942	41	18.373	49.699
10	13.442	49.069	10	14.442	49.055	41	16.694	55.168	41	17.603	49.106	42	20.553	50.496
42	14.284	49.523	42	15.829	49.600	42	17.529	49.858	42	18.986	49.654	50	22.316	58.124
56	24.464	51.919	56	28.944	52.535	56	33.029	52.243	56	37.936	53.104	78	22.443	57.889
23	33.507	53.301	23	39.293	53.841	23	45.066	53.931				56	41.825	52.818

Porsche Carrera Cup Great Britain
ROUND 19 - LAP CHART

Lap 11			Lap 12			Lap 13			Lap 14			Lap 15		
No	Behind	Laptime	No	Behind	Laptime	No	Behind	Laptime	No	Behind	Laptime	No	Behind	Laptime
2		48.343	2		48.416	2		48.321	2		48.429	2		48.391
44	0.429	48.490	44	0.355	48.342	44	0.423	48.389	44	0.582	48.588	44	0.560	48.369
5	1.456	48.236	5	1.542	48.502	5	2.297	49.076	5	2.412	48.544	5	2.520	48.499
43	2.237	48.301	43	2.139	48.318	43	2.671	48.853	43	2.813	48.571	43	3.104	48.682
6	3.955	48.514	6	4.035	48.496	6	4.463	48.749	6	4.771	48.737	6	5.011	48.631
15	6.258	48.796	15	6.300	48.458	56	1 LAP	55.800	15	7.456	49.276	15	7.757	48.692
7	6.921	48.779	7	6.970	48.465	15	6.609	48.630	7	7.740	48.958	7	8.107	48.758
23	1 LAP	56.018	34	14.274	49.471	7	7.211	48.562	56	1 LAP	54.418	34	16.317	49.182
34	13.219	49.201	23	1 LAP	54.319	34	15.010	49.057	34	15.526	48.945	56	1 LAP	54.211
45	17.669	49.200	45	18.330	49.077	45	19.455	49.446	45	20.421	49.395	45	22.561	50.531
31	18.552	49.599	31	19.359	49.223	31	20.148	49.110	31	20.828	49.109	31	22.736	50.299
10	19.048	49.730	10	20.193	49.561	10	21.200	49.328	10	21.837	49.066	10	23.176	49.730
41	19.587	49.557	41	20.542	49.371	41	21.778	49.557	41	22.513	49.164	41	23.653	49.531
42	22.507	50.297	42	23.798	49.707	23	1 LAP	55.813	42	26.957	50.143	42	28.211	49.645
50	23.705	49.732	50	24.595	49.306	42	25.243	49.766	50	27.354	49.592	78	28.835	49.516
78	24.204	50.104	78	25.224	49.436	50	26.191	49.917	78	27.710	49.689	50	29.020	50.057
56	46.664	53.182				78	26.450	49.547	23	1 LAP	54.746	23	1 LAP	54.600

Porsche Carrera Cup Great Britain
ROUND 19 - LAP CHART

Lap 16			Lap 17			Lap 18			Lap 19			Lap 20		
No	Behind	Laptime	No	Behind	Laptime	No	Behind	Laptime	No	Behind	Laptime	No	Behind	Laptime
2		48.392	2		48.515	2		48.480	2		49.196	2		48.407
44	0.643	48.475	44	0.458	48.330	44	0.339	48.361	44	0.351	49.208	44	0.291	48.347
5	2.546	48.418	5	2.591	48.560	5	2.462	48.351	5	2.066	48.800	5	2.261	48.602
43	3.235	48.523	43	3.103	48.383	43	3.269	48.646	43	2.965	48.892	43	3.164	48.606
6	5.439	48.820	6	5.617	48.693	6	5.789	48.652	23	2 LAPS	54.852	6	6.150	49.095
15	7.867	48.502	15	8.158	48.806	15	8.206	48.528	6	5.462	48.869	15	8.554	49.264
7	8.340	48.625	7	8.601	48.776	7	8.730	48.609	15	7.697	48.687	7	8.931	49.349
34	16.913	48.988	34	18.059	49.661	34	19.089	49.510	7	7.989	48.455	23	2 LAPS	55.561
56	1 LAP	53.730	45	24.986	49.596	45	25.653	49.147	34	19.165	49.272	34	20.211	49.453
45	23.905	49.736	31	25.668	49.882	31	27.136	49.948	45	25.881	49.424	45	26.591	49.117
31	24.301	49.957	10	26.343	49.641	10	27.842	49.979	31	27.522	49.582	31	28.134	49.019
10	25.217	50.433	41	26.813	49.605	41	28.231	49.898	10	28.556	49.910	10	29.248	49.099
41	25.723	50.462	56	1 LAP	55.344	78	32.283	49.987	41	28.968	49.933	41	30.874	50.313
42	29.325	49.506	42	30.453	49.643	42	32.319	50.346	78	33.219	50.132	78	34.478	49.666
78	29.927	49.484	78	30.776	49.364	50	33.126	50.028	42	33.803	50.680	42	35.082	49.686
50	30.580	49.952	50	31.578	49.513	56	1 LAP	54.680	50	33.992	50.062	50	35.620	50.035
23	1 LAP	53.553	23	1 LAP	54.056				56	1 LAP	54.078	56	1 LAP	56.146

Porsche Carrera Cup Great Britain
ROUND 19 - LAP CHART

Lap 21			Lap 22			Lap 23			Lap 24			Lap 25		
No	Behind	Laptime	No	Behind	Laptime	No	Behind	Laptime	No	Behind	Laptime	No	Behind	Laptime
2		48.563	2		48.637	2		48.546	2		48.718	2		49.144
44	0.437	48.709	44	0.458	48.658	44	0.996	49.084	44	0.828	48.550	44	0.879	49.195
5	2.423	48.725	5	2.417	48.631	5	2.538	48.667	5	2.701	48.881	5	2.744	49.187
43	3.163	48.562	43	3.232	48.706	43	3.237	48.551	43	3.159	48.640	43	3.222	49.207
6	6.485	48.898	56	2 LAPS	55.275	6	6.696	48.597	6	6.624	48.646	6	7.044	49.564
15	8.851	48.860	6	6.645	48.797	15	9.114	48.821	15	9.217	48.821	15	9.276	49.203
7	9.169	48.801	15	8.839	48.625	7	9.673	48.762	7	9.729	48.774	7	10.114	49.529
23	2 LAPS	53.644	7	9.457	48.925	56	2 LAPS	54.709	56	2 LAPS	53.695	56	2 LAPS	55.255
34	21.072	49.424	34	22.073	49.638	34	22.891	49.364	34	23.326	49.153	34	24.863	50.681
45	27.249	49.221	23	2 LAPS	54.686	23	2 LAPS	54.053	45	29.599	49.358	45	30.129	49.674
31	28.801	49.230	45	27.885	49.273	45	28.959	49.620	41	35.810	50.758	41	36.882	50.216
10	29.774	49.089	31	29.306	49.142	31	30.352	49.592	23	2 LAPS	57.797	78	40.500	50.852
41	31.689	49.378	10	30.240	49.103	10	30.642	48.948	78	38.792	50.166	50	41.517	50.121
78	35.240	49.325	41	32.959	49.907	41	33.770	49.357	42	40.431	50.712	42	42.392	51.105
42	35.961	49.442	78	36.092	49.489	78	37.344	49.798	50	40.540	50.591	23	2 LAPS	55.967
50	36.578	49.521	42	37.180	49.856	42	38.437	49.803						
			50	37.406	49.465	50	38.667	49.807						

Porsche Carrera Cup Great Britain

ROUND 19 - LAP CHART

Lap 26		
No	Behind	Laptime
2		49.207
44	0.770	49.098
5	2.572	49.035
43	3.539	49.524
6	7.327	49.490
15	9.136	49.067
7	10.304	49.397
34	25.826	50.170
56	2 LAPS	54.767
45	31.033	50.111
41	37.963	50.288
78	41.502	50.209
50	41.944	49.634
42	43.509	50.324
23	2 LAPS	55.884

Porsche Carrera Cup Great Britain

ROUND 19 - POSITION CHART

No	Name	Laps Pos																										
			1	2	3	4	5	6	7	8	9	10	11	12	13	14	15	16	17	18	19	20	21	22	23	24	25	26
2	HARVEY	1	2	2	2	2	2	2	2	2	2	2	2	2	2	2	2	2	2	2	2	2	2	2	2	2	2	2
44	CAINE	2	44	44	44	44	44	44	44	44	44	44	44	44	44	44	44	44	44	44	44	44	44	44	44	44	44	44
5	HANCOCK	3	5	5	5	5	5	5	5	5	5	5	5	5	5	5	5	5	5	5	5	5	5	5	5	5	5	5
6	QUAIFE	4	6	6	43	43	43	43	43	43	43	43	43	43	43	43	43	43	43	43	43	43	43	43	43	43	43	43
43	ROSENWEIG	5	43	43	6	6	6	6	6	6	6	6	6	6	6	6	6	6	6	6	6	6	6	6	6	6	6	6
15	RICE	6	15	15	15	15	15	15	15	15	15	15	15	15	15	15	15	15	15	15	15	15	15	15	15	15	15	15
7	BATEMAN	7	7	7	7	7	7	7	7	7	7	7	7	7	7	7	7	7	7	7	7	7	7	7	7	7	7	7
41	LEONARD	8	41	41	41	41	41	41	41	34	34	34	34	34	34	34	34	34	34	34	34	34	34	34	34	34	34	34
34	GILHAM	9	34	34	34	34	34	34	34	50	50	45	45	45	45	45	45	45	45	45	45	45	45	45	45	45	45	45
50	HOGARTH	10	50	50	50	50	50	50	50	78	78	31	31	31	31	31	31	31	31	31	31	31	31	31	31	31	41	41
78	GEDDIE	11	78	78	78	78	78	78	78	45	45	10	10	10	10	10	10	10	10	10	10	10	10	10	10	10	78	78
45	JACKSON	12	45	45	45	45	45	45	45	31	31	41	41	41	41	41	41	41	41	41	41	41	41	41	41	41	42	50
10	MANN	13	10	10	10	31	31	31	31	10	10	42	42	42	42	42	42	42	42	78	78	78	78	78	78	50	42	42
42	MUNDY	14	42	31	31	10	10	10	10	41	41	50	50	50	50	50	78	78	78	42	42	42	42	42	42	56		
31	McDOWELL	15	31	42	42	42	42	42	42	42	42	78	78	78	78	78	50	50	50	50	50	50	50	50	50	23		
56	DREELAN	16	56	56	56	56	56	56	56	56	56	56	56	56	56	56	56	56	56	56	56	56	56	56	56	56		
23	CLARK	17	23	23	23	23	23	23	23	23	23	23	23	23	23	23	23	23	23	23	23	23	23	23	23	23		

Brands Indy
 Circuit Length = 1.1986 miles
 Start: 17:23 End: 17:48

Porsche Carrera Cup Great Britain

ROUND 20 - CLASSIFICATION

POS	NO	CL	NAME	NAT	ENTRY	LAPS	TIME	GAP	DIFF	MPH	BEST	ON
1	8	P	Tim BRIDGMAN	GBR	Team Parker Racing	34	30:10.034			81.05	47.372	2
2	2	P	Tim HARVEY	GBR	Red Line Racing	34	30:13.207	3.173	3.173	80.91	47.846	3
3	44	P	Michael CAINE	GBR	Team Parker Racing	34	30:14.247	4.213	1.040	80.86	47.959	3
4	5	P	Sam HANCOCK	GBR	Jota	34	30:16.650	6.616	2.403	80.75	48.070	7
5	6	P	Phil QUAIFFE	GBR	Jota	34	30:19.300	9.266	2.650	80.64	48.095	7
6	43	P	Jake ROSENWEIG	GBR	Team Parker Racing	34	30:20.905	10.871	1.605	80.57	48.076	7
7	15	A1	Nigel RICE	GBR	Red Line Racing	34	30:24.045	14.011	3.140	80.43	48.460	4
8	7	P	Charles BATEMAN	GBR	Team Parker Racing	34	30:24.960	14.926	0.915	80.39	48.591	10
9	34	A1	Tony GILHAM	GBR	ReDesign Racing	34	30:35.151	25.117	10.191	79.94	48.510	4
10	45	A2	Ollie JACKSON	GBR	Porsche Motorsport	34	30:40.366	30.332	5.215	79.71	49.006	3
11	50	A2	Paul HOGARTH	GBR	In2Racing	34	30:40.954	30.920	0.588	79.69	49.163	19
12	42	A2	Graeme MUNDY	GBR	Rss Performance	34	30:41.875	31.841	0.921	79.65	49.271	9
13	31	A1	Ray McDOWELL	GBR	Red Line Racing	34	30:42.296	32.262	0.421	79.63	49.086	24
14	56	A2	Tommy DREELAN	GBR	Qserv	33	30:49.203	1 lap	1 lap	77.00	51.182	3
15	23	A2	Robin CLARK	GBR	Parr Motorsport	32	30:41.706	2 laps	1 lap	74.97	52.012	24
NOT CLASSIFIED												
DNF	10	P	Pippa MANN	GBR	Team Eurotech	11	17:57.261	23 laps	21 laps	44.06	48.725	8
DNF	41	A2	Michael LEONARD	IRL	Rss Performance	10	8:17.156	24 laps	1 lap	86.79	48.685	3
DNF	78	A2	Glynn GEDDIE	GBR	Parr Motorsport	10	9:27.806	24 laps	1.373	75.99	48.726	4
FASTEST LAP												
8	P	Tim BRIDGMAN	GBR	Team Parker Racing	2	47.372		91.08 mph		146.59 kph		
15	A1	Nigel RICE	GBR	Red Line Racing	4	48.460		89.04 mph		143.30 kph		
41	A2	Michael LEONARD	IRL	Rss Performance	3	48.685		88.63 mph		142.63 kph		

Weather / Track : Sunny / Dry

These results are provisional until the conclusion of any judicial and technical matters.

Brands Indy
Circuit Length = 1.1986 miles
Start: 13:33 End: 14:04

Clerk of Course :	Timekeeper :
-------------------	--------------

Porsche Carrera Cup Great Britain

ROUND 20 - SECTOR ANALYSIS

2	Tim HARVEY										Red Line Racing				
1-	31.270	110.9	19.429	133.9	50.699	18-	29.115	111.3	19.523	134.5	48.638				
2-	28.843	111.3	19.378	134.5	48.221	19-	29.043	111.8	19.394	134.5	48.437				
3-	28.602	111.1	19.244	135.0	47.846	20-	28.905	110.7	19.408	134.5	48.313				
4-	28.943	110.4	19.502	133.7	48.445	21-	28.837	112.0	19.436	133.9	48.273				
5-	28.875	111.8	19.327	134.2	48.202	22-	28.938	112.0	19.557	133.4	48.495				
6-	28.672	112.4	19.327	134.2	47.999	23-	28.967	111.7	19.610	133.7	48.577				
7-	28.610	112.2	19.376	134.2	47.986	24-	29.113	111.7	19.544	133.9	48.657				
8-	28.676	112.0	19.412	134.2	48.088	25-	28.873	111.7	19.625	133.7	48.498				
9-	28.908	111.7	19.487	134.2	48.395	26-	29.104	111.1	19.708	133.7	48.812				
10-	28.807	111.8	19.472	134.2	48.279	27-	29.000	111.7	19.716	133.9	48.716				
11-	28.850	111.3	19.471	134.2	48.321	28-	29.195	111.5	19.710	133.7	48.905				
12-	30.939	58.5	33.409	61.4	1:04.348	29-	29.191	111.8	19.611	133.9	48.802				
13-	43.584	62.8	30.561	71.4	1:14.145	30-	29.034	111.5	19.692	133.9	48.726				
14-	42.816	63.5	35.410	59.3	1:18.226	31-	29.094	111.5	19.664	133.7	48.758				
15-	50.469	53.0	35.586	76.2	1:26.055	32-	29.127	110.9	19.663	133.7	48.790				
16-	45.501	56.5	35.367	74.5	1:20.868	33-	29.169	111.8	19.600	133.9	48.769				
17-	42.787	61.6	23.813	132.9	1:06.600	34-	29.151	111.3	19.822	132.1	48.973				

5	Sam HANCOCK										Jota				
1-	31.530	110.4	19.506	134.5	51.036	18-	29.391	109.8	19.589	133.4	48.980				
2-	29.041	111.3	19.363	134.8	48.404	19-	28.922	110.9	19.451	133.9	48.373				
3-	28.922	111.5	19.324	134.5	48.246	20-	28.908	110.9	19.464	133.9	48.372				
4-	28.764	111.1	19.420	133.9	48.184	21-	28.912	111.3	19.508	132.9	48.420				
5-	28.847	111.1	19.312	134.2	48.159	22-	29.045	109.8	19.585	132.6	48.630				
6-	28.886	110.9	19.356	134.5	48.242	23-	29.673	110.2	19.634	132.6	49.307				
7-	28.701	111.7	19.369	134.2	48.070	24-	29.099	110.4	19.626	133.2	48.725				
8-	28.993	111.1	19.399	133.9	48.392	25-	29.048	110.7	19.656	133.2	48.704				
9-	28.971	110.6	19.466	133.9	48.437	26-	29.078	111.1	19.691	133.4	48.769				
10-	28.953	110.0	19.686	133.7	48.639	27-	29.025	110.6	19.657	133.4	48.682				
11-	29.020	110.4	19.431	134.2	48.451	28-	29.200	109.7	20.092	132.9	49.292				
12-	30.315	62.7	33.428	63.1	1:03.743	29-	29.014	110.9	19.667	133.4	48.681				
13-	43.573	63.1	30.200	74.9	1:13.773	30-	29.103	110.7	19.679	132.9	48.782				
14-	43.291	59.5	35.433	57.7	1:18.724	31-	29.125	110.7	19.667	133.4	48.792				
15-	50.974	48.2	37.199	57.7	1:28.173	32-	29.060	110.9	19.748	133.4	48.808				
16-	43.346	54.6	37.137	52.1	1:20.483	33-	29.242	110.0	19.689	133.4	48.931				
17-	40.547	74.4	23.417	133.2	1:03.964	34-	29.292	109.7	19.917	128.8	49.209				

6	Phil QUAIFE										Jota				
1-	31.201	110.7	19.457	134.2	50.658	18-	29.599	110.6	19.598	133.9	49.197				
2-	29.189	112.0	19.296	135.3	48.485	19-	28.926	111.3	19.605	133.9	48.531				
3-	29.013	111.8	19.256	135.0	48.269	20-	29.114	111.3	19.516	133.9	48.630				
4-	28.897	112.0	19.317	134.8	48.214	21-	28.952	111.7	19.548	133.9	48.500				
5-	28.769	112.0	19.349	134.5	48.118	22-	29.046	111.7	19.553	133.4	48.599				
6-	28.956	112.2	19.353	134.2	48.309	23-	29.182	111.3	19.697	133.7	48.879				
7-	28.751	111.8	19.344	134.2	48.095	24-	30.194	110.7	19.618	134.2	49.812				
8-	28.941	111.5	19.577	134.2	48.518	25-	29.231	110.6	19.643	133.4	48.874				
9-	28.865	112.0	19.521	134.2	48.386	26-	29.144	111.8	19.701	133.9	48.845				
10-	29.156	108.8	20.127	134.5	49.283	27-	29.263	111.1	19.736	133.4	48.999				
11-	28.933	111.3	19.812	134.5	48.745	28-	29.231	111.1	19.686	134.2	48.917				
12-	29.798	68.8	33.486	64.8	1:03.284	29-	29.947	112.0	19.533	133.9	49.480				
13-	43.398	62.0	30.544	77.5	1:13.942	30-	29.194	111.3	19.634	133.9	48.828				
14-	42.709	57.9	35.929	58.5	1:18.638	31-	29.186	111.7	19.549	133.7	48.735				
15-	50.583	46.7	37.752	57.0	1:28.335	32-	29.261	110.2	19.659	133.7	48.920				
16-	42.814	56.2	36.979	54.3	1:19.793	33-	29.281	110.9	19.668	133.9	48.949				
17-	40.622	73.3	23.081	134.8	1:03.703	34-	29.249	110.9	19.958	133.9	49.207				

7	Charles BATEMAN										Team Parker Racing				
1-	31.236	109.1	19.873	133.2	51.109	18-	29.352	110.0	19.563	133.4	48.915				
2-	29.467	110.2	19.585	133.4	49.052	19-	29.139	110.4	19.759	132.6	48.898				
3-	29.162	111.1	19.514	133.4	48.676	20-	29.185	109.5	19.527	133.2	48.712				
4-	29.195	110.9	19.445	133.7	48.640	21-	29.170	110.4	19.710	132.4	48.880				
5-	29.142	110.7	19.540	133.7	48.682	22-	29.149	109.7	19.566	132.4	48.715				
6-	29.412	110.4	19.528	133.2	48.940	23-	29.155	110.4	19.536	132.6	48.691				

Brands Indy
Circuit Length = 1.1986 miles
Start: 13:33 End: 14:04

Weather / Track : Sunny / Dry

Porsche Carrera Cup Great Britain

ROUND 20 - SECTOR ANALYSIS

7-	29.144	110.6	19.612	133.4	48.756	24-	29.417	110.2	20.251	132.6	49.668
8-	29.490	110.2	19.627	133.2	49.117	25-	29.284	109.1	19.733	132.4	49.017
9-	29.263	110.4	19.609	133.2	48.872	26-	29.141	109.7	19.771	132.4	48.912
10-	28.971	110.2	19.620	132.9	48.591	27-	29.352	109.5	19.682	132.4	49.034
11-	29.756	104.0	19.757	132.9	49.513	28-	29.317	110.0	19.835	132.6	49.152
12-	29.054	107.5	30.859	72.6	59.913	29-	29.499	105.4	21.019	132.6	50.518
13-	43.328	56.2	31.588	74.6	1:14.916	30-	29.707	109.8	19.727	132.4	49.434
14-	41.117	57.8	35.985	68.4	1:17.102	31-	29.356	110.6	19.759	132.1	49.115
15-	50.762	42.5	38.385	49.1	1:29.147	32-	29.641	110.2	19.843	132.1	49.484
16-	43.162	66.3	36.703	48.2	1:19.865	33-	29.154	110.7	19.820	132.1	48.974
17-	39.838	62.3	23.017	133.4	1:02.855	34-	29.405	110.2	19.917	121.8	49.322
8	Tim BRIDGMAN					Team Parker Racing					
1-	30.867	110.4	19.179	132.6	50.046	18-	29.048	110.2	19.304	132.9	48.352
2-	28.318	111.1	19.054	132.6	47.372	19-	28.710	110.6	19.415	132.6	48.125
3-	28.405	111.1	19.043	133.4	47.448	20-	28.709	111.3	19.434	132.4	48.143
4-	28.478	111.5	19.063	132.6	47.541	21-	28.716	111.3	19.415	131.6	48.131
5-	28.566	110.9	19.143	132.6	47.709	22-	28.844	110.9	19.500	131.1	48.344
6-	28.556	112.0	19.237	132.4	47.793	23-	28.882	111.3	19.472	131.6	48.354
7-	28.549	110.7	19.231	132.1	47.780	24-	28.891	110.7	19.499	131.8	48.390
8-	28.544	111.3	19.244	132.1	47.788	25-	28.845	110.9	19.503	132.4	48.348
9-	28.788	109.8	19.686	132.4	48.474	26-	28.895	111.3	19.537	132.4	48.432
10-	28.668	110.4	19.343	132.6	48.011	27-	28.995	110.4	20.067	131.6	49.062
11-	28.656	110.4	19.372	132.9	48.028	28-	28.901	110.7	19.521	131.8	48.422
12-	28.889	110.2	21.689	100.3	50.578	29-	28.883	110.7	19.515	132.4	48.398
13-	43.465	56.3	33.907	69.8	1:17.372	30-	28.932	110.7	19.558	132.1	48.490
14-	52.837	39.1	39.930	56.0	1:32.767	31-	28.991	111.3	19.554	132.1	48.545
15-	49.248	55.6	35.492	68.6	1:24.740	32-	29.126	109.8	19.649	132.1	48.775
16-	46.374	75.1	35.483	87.2	1:21.857	33-	29.056	111.1	19.667	132.4	48.723
17-	42.732	62.8	24.224	131.3	1:06.956	34-	29.450	110.2	20.180	117.7	49.630
10	Pippa MANN					Team Eurotech					
1-	32.204	106.2	19.995	133.9	52.199	7-	29.260	110.2	19.601	133.7	48.861
2-	29.649	109.5	19.840	134.8	49.489	8-	29.170	110.0	19.555	133.9	48.725
3-	29.095	110.9	19.721	134.5	48.816	9-	29.205	110.4	19.705	134.8	48.910
4-	29.237	109.5	19.835	134.2	49.072	10-	29.225	109.8	19.682	134.8	48.907
5-	29.315	110.2	19.679	134.2	48.994	11-	29.249	109.3	In		9:38.224P
6-	29.467	108.6	19.620	134.2	49.087						
15	Nigel RICE					Red Line Racing					
1-	31.541	110.4	19.706	134.2	51.247	18-	29.347	110.9	19.615	134.5	48.962
2-	29.402	110.2	19.384	135.0	48.786	19-	29.414	109.5	19.581	133.9	48.995
3-	29.066	110.4	19.458	134.5	48.524	20-	29.062	110.4	19.534	134.2	48.596
4-	29.039	110.9	19.421	133.9	48.460	21-	29.380	109.8	19.512	133.9	48.892
5-	28.932	111.5	19.848	132.4	48.780	22-	29.229	110.4	19.591	133.4	48.820
6-	29.223	109.3	19.530	133.7	48.753	23-	29.203	110.2	19.549	133.4	48.752
7-	29.286	109.1	19.582	133.7	48.868	24-	29.187	110.9	19.578	134.8	48.765
8-	29.088	110.2	19.529	133.7	48.617	25-	29.343	110.7	19.609	133.9	48.952
9-	29.200	110.0	19.498	133.9	48.698	26-	29.312	110.6	19.623	133.9	48.935
10-	29.054	110.6	19.565	133.9	48.619	27-	29.266	110.7	19.661	133.7	48.927
11-	29.419	110.6	19.553	133.9	48.972	28-	29.465	110.2	19.572	134.2	49.037
12-	29.212	91.2	31.891	65.7	1:01.103	29-	30.863	97.5	20.992	133.4	51.855
13-	43.784	55.6	30.977	75.5	1:14.761	30-	29.693	110.4	19.748	133.7	49.441
14-	41.819	55.6	35.859	63.2	1:17.678	31-	29.302	110.0	19.634	133.2	48.936
15-	50.968	42.3	38.290	49.2	1:29.258	32-	29.344	110.6	19.788	133.2	49.132
16-	42.260	53.9	36.994	58.0	1:19.254	33-	29.366	110.7	19.654	133.7	49.020
17-	40.608	67.4	22.937	133.9	1:03.545	34-	29.395	110.0	19.775	130.8	49.170
23	Robin CLARK					Parr Motorsport					
1-	33.832	102.1	20.845	131.8	54.677	17-	33.623	100.9	21.442	130.3	55.065
2-	31.515	105.5	20.872	131.1	52.387	18-	31.924	105.4	21.229	131.1	53.153
3-	31.895	103.4	21.031	130.8	52.926	19-	32.133	104.2	21.075	131.6	53.208
4-	31.510	104.7	20.933	130.3	52.443	20-	32.133	104.9	21.001	129.3	53.134
5-	31.746	104.7	21.403	130.1	53.149	21-	31.608	105.7	21.000	130.3	52.608
6-	32.539	104.7	21.323	129.8	53.862	22-	31.488	105.8	20.856	131.1	52.344

Brands Indy
Circuit Length = 1.1986 miles
Start: 13:33 End: 14:04

Weather / Track : Sunny / Dry

Porsche Carrera Cup Great Britain

ROUND 20 - SECTOR ANALYSIS

7 -	32.751	104.5	20.992	129.8	53.743	23 -	31.374	106.4	20.836	129.3	52.210
8 -	32.559	101.8	21.857	128.6	54.416	24 -	31.205	105.0	20.807	130.8	52.012
9 -	34.069	84.7	22.765	129.6	56.834	25 -	31.885	99.3	21.324	131.3	53.209
10 -	33.162	90.0	30.562	117.1	1:03.724	26 -	32.679	102.6	21.395	130.1	54.074
11 -	33.568	99.7	23.169	119.8	56.737	27 -	32.668	105.2	20.668	131.6	53.336
12 -	38.028	60.6	32.670	62.8	1:10.698	28 -	31.863	104.2	20.793	130.8	52.656
13 -	40.094	55.8	36.696	57.3	1:16.790	29 -	31.380	105.0	20.653	129.3	52.033
14 -	49.884	46.6	38.764	55.9	1:28.648	30 -	31.032	104.2	20.988	126.4	52.020
15 -	42.480	46.7	36.356	52.5	1:18.836	31 -	32.237	103.4	21.052	130.6	53.289
16 -	40.472	85.3	24.235	127.8	1:04.707	32 -	32.407	100.3	21.682	126.9	54.089
31	Ray McDOWELL					Red Line Racing					
1 -	32.145	104.4	20.540	132.6	52.685	18 -	30.437	110.6	19.720	133.4	50.157
2 -	29.640	110.4	19.685	134.8	49.325	19 -	29.537	110.7	19.724	133.7	49.261
3 -	30.506	107.9	19.752	133.9	50.258	20 -	31.364	109.5	19.728	133.2	51.092
4 -	29.677	110.0	19.976	134.5	49.653	21 -	29.531	109.5	19.757	133.7	49.288
5 -	30.178	110.6	19.622	134.5	49.800	22 -	29.746	110.6	19.711	133.2	49.457
6 -	30.174	107.4	19.819	134.2	49.993	23 -	29.697	108.9	19.739	133.7	49.436
7 -	30.804	110.4	20.156	134.5	50.960	24 -	29.453	111.3	19.633	133.2	49.086
8 -	30.486	107.7	19.626	131.8	50.112	25 -	29.743	111.7	24.596	132.4	54.339
9 -	29.615	110.4	19.706	133.2	49.321	26 -	29.567	111.1	19.875	133.4	49.442
10 -	29.342	110.2	19.755	133.2	49.097	27 -	29.618	111.1	19.861	133.4	49.479
11 -	29.681	110.2	20.859	130.8	50.540	28 -	30.066	107.0	19.849	134.2	49.915
12 -	30.769	97.3	23.209	116.7	53.978	29 -	29.556	111.3	19.722	133.9	49.278
13 -	38.145	65.7	32.710	65.7	1:10.855	30 -	29.908	107.5	19.913	133.7	49.821
14 -	39.844	54.6	36.852	57.7	1:16.696	31 -	29.923	108.9	19.824	133.9	49.747
15 -	50.115	46.7	38.627	54.9	1:28.742	32 -	29.705	108.8	19.797	134.2	49.502
16 -	42.490	45.5	36.297	48.9	1:18.787	33 -	29.811	108.4	20.043	134.2	49.854
17 -	40.474	96.7	23.769	126.6	1:04.243	34 -	29.726	110.7	19.967	131.3	49.693
34	Tony GILHAM					ReDesign Racing					
1 -	31.587	108.4	19.902	132.9	51.489	18 -	29.855	107.9	20.204	131.3	50.059
2 -	29.511	109.8	19.626	133.4	49.137	19 -	29.692	109.3	19.832	131.3	49.524
3 -	29.281	109.5	19.592	133.7	48.873	20 -	29.451	109.3	19.944	131.1	49.395
4 -	28.976	110.4	19.534	133.4	48.510	21 -	29.444	110.0	19.781	131.3	49.225
5 -	29.067	110.4	19.683	132.4	48.750	22 -	29.475	110.0	19.875	130.6	49.350
6 -	29.148	110.0	19.708	132.9	48.856	23 -	29.548	109.3	19.929	131.1	49.477
7 -	29.119	110.9	19.657	132.9	48.776	24 -	29.639	108.9	19.859	131.3	49.498
8 -	29.341	110.2	19.764	132.6	49.105	25 -	29.446	109.3	19.949	130.6	49.395
9 -	29.677	108.9	19.724	133.2	49.401	26 -	29.668	109.7	20.088	131.6	49.756
10 -	29.223	110.0	19.761	131.8	48.984	27 -	29.694	109.3	19.974	131.1	49.668
11 -	29.376	109.3	27.097	119.4	56.473	28 -	29.732	109.1	19.950	131.1	49.682
12 -	30.958	98.7	23.038	93.1	53.996	29 -	29.430	110.4	19.942	131.6	49.372
13 -	41.439	52.0	32.418	79.0	1:13.857	30 -	29.730	109.5	19.972	131.8	49.702
14 -	40.279	54.6	36.821	70.6	1:17.100	31 -	29.675	108.9	20.410	131.1	50.085
15 -	50.189	44.9	38.358	61.2	1:28.547	32 -	29.856	108.4	20.105	131.6	49.961
16 -	43.177	50.7	36.149	47.0	1:19.326	33 -	30.087	107.2	20.175	131.3	50.262
17 -	40.118	64.0	23.314	131.1	1:03.432	34 -	30.012	108.4	20.233	131.1	50.245
41	Michael LEONARD					Rss Performance					
1 -	31.275	108.9	19.711	133.7	50.986	6 -	29.285	110.0	19.516	132.6	48.801
2 -	29.354	110.4	19.654	133.2	49.008	7 -	29.333	110.0	19.574	132.4	48.907
3 -	29.156	110.9	19.529	133.4	48.685	8 -	29.435	110.0	19.895	131.8	49.330
4 -	29.193	110.0	19.504	133.2	48.697	9 -	29.811	109.8	19.627	132.9	49.438
5 -	29.221	109.8	19.583	133.2	48.804	10 -	29.219	110.2	19.827	132.9	49.046
42	Graeme MUNDY					Rss Performance					
1 -	32.254	102.5	20.411	132.6	52.665	18 -	30.989	107.7	19.961	132.9	50.950
2 -	30.116	108.1	20.126	132.1	50.242	19 -	29.597	109.8	19.872	132.6	49.469
3 -	30.446	108.4	19.797	132.9	50.243	20 -	30.288	106.9	20.010	131.1	50.298
4 -	29.799	108.4	19.772	132.6	49.571	21 -	29.611	108.6	19.910	132.4	49.521
5 -	30.079	108.4	19.846	132.6	49.925	22 -	29.633	110.6	20.040	131.3	49.673
6 -	30.284	107.9	19.827	132.4	50.111	23 -	29.610	108.9	19.891	132.4	49.501
7 -	30.680	106.9	20.184	132.6	50.864	24 -	29.653	108.8	19.925	131.1	49.578
8 -	30.966	105.0	20.001	131.3	50.967	25 -	29.801	108.8	21.482	124.0	51.283

Brands Indy
Circuit Length = 1.1986 miles
Start: 13:33 End: 14:04

Porsche Carrera Cup Great Britain

ROUND 20 - SECTOR ANALYSIS

9 -	29.570	108.9	19.701	132.6	49.271	26 -	30.046	108.9	20.065	131.3	50.111
10 -	29.647	109.5	19.843	132.1	49.490	27 -	29.323	107.7	20.130	131.8	49.453
11 -	29.778	109.5	20.431	131.6	50.209	28 -	29.754	108.9	20.023	132.6	49.777
12 -	30.629	100.9	23.884	128.1	54.513	29 -	29.648	108.9	19.981	131.8	49.629
13 -	37.973	70.3	32.815	63.3	1:10.788	30 -	29.571	109.8	19.831	132.6	49.402
14 -	39.496	54.0	37.502	53.0	1:16.998	31 -	29.631	109.3	20.059	131.8	49.690
15 -	50.034	50.1	38.527	72.1	1:28.561	32 -	29.730	108.4	20.131	131.8	49.861
16 -	42.461	50.7	36.003	54.0	1:18.464	33 -	30.150	106.5	20.098	131.8	50.248
17 -	40.710	93.1	22.946	125.4	1:03.656	34 -	29.722	107.2	19.961	131.8	49.683
43	Jake ROSENWEIG					Team Parker Racing					
1 -	31.652	109.8	19.658	133.9	51.310	18 -	29.414	108.9	19.569	133.9	48.983
2 -	29.058	110.0	19.349	135.0	48.407	19 -	29.028	110.7	19.422	134.2	48.450
3 -	28.954	111.1	19.283	135.0	48.237	20 -	29.038	110.9	19.541	134.5	48.579
4 -	28.824	111.5	19.292	135.0	48.116	21 -	28.919	111.5	19.531	133.9	48.450
5 -	28.917	111.3	19.363	134.5	48.280	22 -	29.050	111.3	19.533	133.4	48.583
6 -	28.790	111.3	19.402	134.5	48.192	23 -	29.109	111.3	19.622	134.5	48.731
7 -	28.789	111.7	19.287	134.8	48.076	24 -	29.449	110.0	19.684	133.2	49.133
8 -	28.902	110.9	19.613	134.2	48.515	25 -	29.199	111.1	19.697	133.2	48.896
9 -	28.890	110.7	19.508	134.5	48.398	26 -	29.081	110.4	19.798	132.9	48.879
10 -	29.010	102.1	20.215	134.2	49.225	27 -	29.234	110.4	19.719	132.9	48.953
11 -	29.052	110.0	19.639	135.0	48.691	28 -	29.160	110.0	19.682	133.7	48.842
12 -	29.836	67.0	34.032	64.0	1:03.868	29 -	30.813	109.8	19.738	133.7	50.551
13 -	43.329	57.6	30.502	69.9	1:13.831	30 -	29.408	110.6	19.640	134.2	49.048
14 -	42.626	56.3	35.761	57.2	1:18.387	31 -	29.414	109.8	19.702	133.4	49.116
15 -	50.831	46.6	37.881	50.5	1:28.712	32 -	29.456	110.4	19.767	132.9	49.223
16 -	42.580	55.5	36.865	55.7	1:19.445	33 -	29.362	108.9	19.696	133.4	49.058
17 -	40.911	77.7	23.046	132.9	1:03.957	34 -	29.452	107.4	19.824	118.4	49.276
44	Michael CAINE					Team Parker Racing					
1 -	31.616	109.8	19.470	133.4	51.086	18 -	29.178	110.7	19.363	133.7	48.541
2 -	29.162	110.2	19.309	133.7	48.471	19 -	28.905	111.1	19.376	133.7	48.281
3 -	28.737	111.7	19.222	133.9	47.959	20 -	29.014	110.0	19.355	133.4	48.369
4 -	28.893	110.7	19.282	133.9	48.175	21 -	28.933	111.7	19.445	133.2	48.378
5 -	28.819	111.5	19.315	133.4	48.134	22 -	29.033	111.1	19.481	132.6	48.514
6 -	28.836	111.7	19.331	133.7	48.167	23 -	28.983	111.1	19.480	133.4	48.463
7 -	28.800	111.8	19.408	133.4	48.208	24 -	29.261	110.6	19.527	133.2	48.788
8 -	28.989	110.2	19.385	133.4	48.374	25 -	29.073	110.7	19.491	133.2	48.564
9 -	28.859	110.9	19.446	133.7	48.305	26 -	29.109	111.3	19.546	133.7	48.655
10 -	29.334	107.7	19.683	133.2	49.017	27 -	29.112	110.6	19.625	133.2	48.737
11 -	28.847	110.7	19.521	133.4	48.368	28 -	29.535	109.3	19.503	133.2	49.038
12 -	30.122	62.6	33.466	61.2	1:03.588	29 -	29.218	110.2	19.509	133.4	48.727
13 -	43.459	65.7	30.309	74.6	1:13.768	30 -	29.148	111.1	19.531	133.7	48.679
14 -	43.270	56.8	35.075	62.4	1:18.345	31 -	29.202	110.4	19.649	133.2	48.851
15 -	50.678	58.7	37.641	64.2	1:28.319	32 -	29.078	110.7	19.671	132.6	48.749
16 -	43.465	54.0	35.939	68.4	1:19.404	33 -	29.298	110.2	19.660	132.6	48.958
17 -	42.069	75.1	23.542	132.4	1:05.611	34 -	29.234	110.2	19.755	128.1	48.989
45	Ollie JACKSON					Porsche Motorsport					
1 -	32.117	104.0	19.970	134.2	52.087	18 -	30.290	108.1	20.258	132.9	50.548
2 -	29.856	109.5	19.798	134.2	49.654	19 -	29.797	108.6	19.848	133.2	49.645
3 -	29.405	109.7	19.601	134.5	49.006	20 -	29.816	108.4	20.017	132.9	49.833
4 -	29.246	109.5	19.823	133.2	49.069	21 -	29.650	108.1	19.881	132.1	49.531
5 -	29.474	109.8	19.768	132.6	49.242	22 -	29.500	110.0	19.918	132.1	49.418
6 -	29.828	107.9	19.757	133.4	49.585	23 -	29.524	109.8	19.957	132.4	49.481
7 -	29.591	108.8	19.753	133.2	49.344	24 -	29.963	108.6	20.040	131.8	50.003
8 -	29.258	109.7	19.933	132.4	49.191	25 -	29.354	109.7	19.905	131.8	49.259
9 -	29.465	109.3	19.838	132.9	49.303	26 -	29.633	109.8	19.936	132.1	49.569
10 -	29.577	110.0	19.928	132.9	49.505	27 -	29.642	110.0	20.023	132.4	49.665
11 -	29.568	109.3	22.510	125.7	52.078	28 -	29.715	109.1	19.948	132.4	49.663
12 -	30.822	94.9	23.808	82.6	54.630	29 -	29.610	110.2	19.973	132.6	49.583
13 -	41.362	57.6	32.616	70.5	1:13.978	30 -	29.848	108.1	19.976	133.4	49.824
14 -	40.169	52.8	36.660	62.1	1:16.829	31 -	30.042	108.6	20.255	132.6	50.297
15 -	49.900	47.1	38.692	58.5	1:28.592	32 -	30.126	106.2	21.066	131.1	51.192
16 -	42.670	52.1	36.337	51.4	1:19.007	33 -	29.719	109.8	20.239	130.1	49.958
17 -	40.258	65.3	23.189	130.8	1:03.447	34 -	31.073	103.2	20.515	131.8	51.588

Brands Indy
Circuit Length = 1.1986 miles
Start: 13:33 End: 14:04

Weather / Track : Sunny / Dry

Porsche Carrera Cup Great Britain

ROUND 20 - SECTOR ANALYSIS

50		Paul HOGARTH										In2Racing		
1 -	32.706	103.2	20.406	133.7	53.112	18 -	30.705	109.8	19.934	134.2	50.639			
2 -	29.926	108.4	20.279	131.8	50.205	19 -	29.375	110.7	19.788	134.2	49.163			
3 -	30.340	106.9	19.907	133.7	50.247	20 -	30.004	108.2	19.723	134.5	49.727			
4 -	29.701	105.8	19.947	133.7	49.648	21 -	29.441	108.6	19.775	133.4	49.216			
5 -	29.932	107.5	20.046	133.4	49.978	22 -	29.600	110.2	19.788	132.9	49.388			
6 -	30.179	107.0	19.957	133.9	50.136	23 -	29.768	108.1	20.000	133.4	49.768			
7 -	30.668	106.9	20.145	133.2	50.813	24 -	29.699	108.9	19.737	133.9	49.436			
8 -	36.547	106.7	20.165	132.4	56.712	25 -	29.617	109.7	19.645	133.7	49.262			
9 -	30.109	107.7	20.064	132.9	50.173	26 -	29.871	107.9	19.896	133.2	49.767			
10 -	29.949	107.0	20.047	133.2	49.996	27 -	29.873	108.4	20.000	133.4	49.873			
11 -	30.255	108.6	20.192	129.6	50.447	28 -	30.627	103.9	20.180	133.7	50.807			
12 -	31.720	104.5	21.143	130.1	52.863	29 -	30.073	106.7	19.958	133.7	50.031			
13 -	33.234	75.2	32.815	63.5	1:06.049	30 -	29.902	109.3	20.069	133.4	49.971			
14 -	39.249	52.9	37.719	47.5	1:16.968	31 -	30.104	108.1	19.873	133.7	49.977			
15 -	49.997	49.1	38.790	67.9	1:28.787	32 -	29.903	109.7	19.905	133.9	49.808			
16 -	42.106	49.3	36.058	50.9	1:18.164	33 -	30.115	107.9	19.996	133.9	50.111			
17 -	41.046	82.8	21.821	129.3	1:02.867	34 -	30.099	108.1	20.275	132.4	50.374			

56		Tommy DREELAN										Qserv		
1 -	33.151	106.2	20.812	133.7	53.963	18 -	31.786	107.2	21.038	131.8	52.824			
2 -	31.338	106.2	20.226	133.7	51.564	19 -	31.369	107.4	20.935	132.1	52.304			
3 -	30.708	106.9	20.474	132.9	51.182	20 -	31.959	101.8	21.536	131.3	53.495			
4 -	31.674	107.0	20.579	132.4	52.253	21 -	31.654	105.0	21.201	129.6	52.855			
5 -	31.069	107.9	20.725	132.1	51.794	22 -	32.015	105.2	21.284	130.8	53.299			
6 -	30.754	106.4	20.693	132.6	51.447	23 -	31.408	107.2	21.204	131.1	52.612			
7 -	31.175	107.9	20.724	132.1	51.899	24 -	31.430	104.9	20.900	132.4	52.330			
8 -	31.252	106.7	20.944	131.6	52.196	25 -	31.203	107.0	21.010	131.8	52.213			
9 -	31.504	107.7	20.861	131.6	52.365	26 -	31.428	107.7	21.565	131.6	52.993			
10 -	31.212	107.0	20.843	131.3	52.055	27 -	32.535	107.2	21.809	131.3	54.344			
11 -	31.168	106.7	21.689	127.6	52.857	28 -	33.166	99.1	21.941	131.8	55.107			
12 -	33.533	101.5	22.702	119.4	56.235	29 -	31.606	103.7	21.242	131.8	52.848			
13 -	33.400	96.1	23.153	119.0	56.553	30 -	31.737	106.2	21.530	132.4	53.267			
14 -	34.465	75.5	38.177	49.2	1:12.642	31 -	31.695	103.7	22.242	130.8	53.937			
15 -	48.469	51.4	39.194	55.5	1:27.663	32 -	33.243	96.6	22.207	130.6	55.450			
16 -	42.023	45.9	35.616	57.6	1:17.639	33 -	32.514	103.1	22.064	123.1	54.578			
17 -	41.244	78.0	22.075	130.8	1:03.319									

78		Glynn GEDDIE										Parr Motorsport		
1 -	31.745	107.7	19.874	133.7	51.619	6 -	29.341	110.7	19.624	133.2	48.965			
2 -	29.616	108.9	19.587	134.8	49.203	7 -	29.505	111.3	19.630	133.9	49.135			
3 -	29.267	111.1	19.532	133.9	48.799	8 -	29.472	110.4	19.742	133.2	49.214			
4 -	29.137	111.1	19.589	134.5	48.726	9 -	29.254	110.6	19.598	133.9	48.852			
5 -	29.213	111.7	19.757	133.4	48.970	10 -	29.399	109.7	19.638	134.2	49.037			

Porsche Carrera Cup Great Britain
ROUND 20 - SPEED TRAPS

SECTOR 1				SECTOR 2			FINISH LINE			
POS	NO	NAME	MPH	NO	NAME	MPH	NO	NAME	MPH	
1	2	Tim HARVEY	112.4	6	Phil QUAIFE	135.3	6	Phil QUAIFE	135.3	
2	6	Phil QUAIFE	112.2	2	Tim HARVEY	135.0	2	Tim HARVEY	135.0	
3	8	Tim BRIDGMAN	112.0	15	Nigel RICE	135.0	15	Nigel RICE	135.0	
4	44	Michael CAINE	111.8	43	Jake ROSENWEIG	135.0	43	Jake ROSENWEIG	135.0	
5	5	Sam HANCOCK	111.7	5	Sam HANCOCK	134.8	5	Sam HANCOCK	134.8	
6	31	Ray McDOWELL	111.7	10	Pippa MANN	134.8	10	Pippa MANN	134.8	
7	43	Jake ROSENWEIG	111.7	31	Ray McDOWELL	134.8	31	Ray McDOWELL	134.8	
8	78	Glynn GEDDIE	111.7	78	Glynn GEDDIE	134.8	78	Glynn GEDDIE	134.8	
9	15	Nigel RICE	111.5	45	Ollie JACKSON	134.5	45	Ollie JACKSON	134.5	
10	7	Charles BATEMAN	111.1	50	Paul HOGARTH	134.5	50	Paul HOGARTH	134.5	
11	10	Pippa MANN	110.9	44	Michael CAINE	133.9	44	Michael CAINE	133.9	
12	34	Tony GILHAM	110.9	7	Charles BATEMAN	133.7	7	Charles BATEMAN	133.7	
13	41	Michael LEONARD	110.9	34	Tony GILHAM	133.7	34	Tony GILHAM	133.7	
14	50	Paul HOGARTH	110.7	41	Michael LEONARD	133.7	41	Michael LEONARD	133.7	
15	42	Graeme MUNDY	110.6	56	Tommy DREELAN	133.7	56	Tommy DREELAN	133.7	
16	45	Ollie JACKSON	110.2	8	Tim BRIDGMAN	133.4	8	Tim BRIDGMAN	133.4	
17	56	Tommy DREELAN	107.9	42	Graeme MUNDY	132.9	42	Graeme MUNDY	132.9	
18	23	Robin CLARK	106.4	23	Robin CLARK	131.8	23	Robin CLARK	131.8	

Weather / Track : Sunny / Dry

www.tsl-timing.com

Brands Indy
 Circuit Length = 1.1986 miles
 Start: 13:33 End: 14:04

Printed - 14.06 Sunday, 21 September 2008

Porsche Carrera Cup Great Britain

ROUND 20 - BEST SECTORS

SECTOR 1			SECTOR 2			IDEAL / BEST COMPARISON						
POS	NO	NAME	TIME	NO	NAME	TIME	POS	NO	NAME	IDEAL	BEST	DIFF
1	8	BRIDGMAN	28.318	8	BRIDGMAN	19.043	1	8	BRIDGMAN	47.361	47.372	0.011
2	2	HARVEY	28.602	44	CAINE	19.222	2	2	HARVEY	47.846	47.846	0.000
3	5	HANCOCK	28.701	2	HARVEY	19.244	3	44	CAINE	47.959	47.959	0.000
4	44	CAINE	28.737	6	QUAIFE	19.256	4	6	QUAIFE	48.007	48.095	0.088
5	6	QUAIFE	28.751	43	ROSENWEIG	19.283	5	5	HANCOCK	48.013	48.070	0.057
6	43	ROSENWEIG	28.789	5	HANCOCK	19.312	6	43	ROSENWEIG	48.072	48.076	0.004
7	15	RICE	28.932	15	RICE	19.384	7	15	RICE	48.316	48.460	0.144
8	7	BATEMAN	28.971	7	BATEMAN	19.445	8	7	BATEMAN	48.416	48.591	0.175
9	34	GILHAM	28.976	41	LEONARD	19.504	9	34	GILHAM	48.510	48.510	0.000
10	10	MANN	29.095	78	GEDDIE	19.532	10	10	MANN	48.650	48.725	0.075
11	78	GEDDIE	29.137	34	GILHAM	19.534	11	41	LEONARD	48.660	48.685	0.025
12	41	LEONARD	29.156	10	MANN	19.555	12	78	GEDDIE	48.669	48.726	0.057
13	45	JACKSON	29.246	45	JACKSON	19.601	13	45	JACKSON	48.847	49.006	0.159
14	42	MUNDY	29.323	31	McDOWELL	19.622	14	31	McDOWELL	48.964	49.086	0.122
15	31	McDOWELL	29.342	50	HOGARTH	19.645	15	50	HOGARTH	49.020	49.163	0.143
16	50	HOGARTH	29.375	42	MUNDY	19.701	16	42	MUNDY	49.024	49.271	0.247
17	56	DREELAN	30.708	56	DREELAN	20.226	17	56	DREELAN	50.934	51.182	0.248
18	23	CLARK	31.032	23	CLARK	20.653	18	23	CLARK	51.685	52.012	0.327
Perfect lap										47.361		

Porsche Carrera Cup Great Britain
ROUND 20 - LAP CHART

Lap 1			Lap 2			Lap 3			Lap 4			Lap 5		
No	Behind	Laptime	No	Behind	Laptime	No	Behind	Laptime	No	Behind	Laptime	No	Behind	Laptime
8		50.046	8		47.372	8		47.448	8		47.541	8		47.709
2	0.888	50.699	2	1.737	48.221	2	2.135	47.846	2	3.039	48.445	2	3.532	48.202
44	1.597	51.086	44	2.696	48.471	44	3.207	47.959	44	3.841	48.175	44	4.266	48.134
5	1.953	51.036	5	2.985	48.404	5	3.783	48.246	5	4.426	48.184	5	4.876	48.159
6	2.125	50.658	6	3.238	48.485	6	4.059	48.269	6	4.732	48.214	6	5.141	48.118
43	2.661	51.310	43	3.696	48.407	43	4.485	48.237	43	5.060	48.116	43	5.631	48.280
15	3.026	51.247	15	4.440	48.786	15	5.516	48.524	15	6.435	48.460	15	7.506	48.780
41	3.284	50.986	41	4.920	49.008	41	6.157	48.685	41	7.313	48.697	41	8.408	48.804
7	3.726	51.109	7	5.406	49.052	7	6.634	48.676	7	7.733	48.640	7	8.706	48.682
34	4.216	51.489	34	5.981	49.137	34	7.406	48.873	34	8.375	48.510	34	9.416	48.750
78	4.472	51.619	78	6.303	49.203	78	7.654	48.799	78	8.839	48.726	78	10.100	48.970
10	5.020	52.199	10	7.137	49.489	10	8.505	48.816	10	10.036	49.072	10	11.321	48.994
45	5.693	52.087	45	7.975	49.654	45	9.533	49.006	45	11.061	49.069	45	12.594	49.242
50	6.427	53.112	50	9.260	50.205	50	12.059	50.247	50	14.166	49.648	50	16.435	49.978
42	6.719	52.665	42	9.589	50.242	42	12.384	50.243	42	14.414	49.571	42	16.630	49.925
56	7.928	53.963	31	9.886	49.325	31	12.696	50.258	31	14.808	49.653	31	16.899	49.800
31	7.933	52.685	56	12.120	51.564	56	15.854	51.182	56	20.566	52.253	56	24.651	51.794
23	10.210	54.677	23	15.225	52.387	23	20.703	52.926	23	25.605	52.443	23	31.045	53.149

Porsche Carrera Cup Great Britain
ROUND 20 - LAP CHART

Lap 6			Lap 7			Lap 8			Lap 9			Lap 10		
No	Behind	Laptime	No	Behind	Laptime	No	Behind	Laptime	No	Behind	Laptime	No	Behind	Laptime
8		47.793	8		47.780	8		47.788	8		48.474	8		48.011
2	3.738	47.999	2	3.944	47.986	2	4.244	48.088	23	1 LAP	54.416	2	4.433	48.279
44	4.640	48.167	44	5.068	48.208	44	5.654	48.374	2	4.165	48.395	44	6.491	49.017
5	5.325	48.242	5	5.615	48.070	5	6.219	48.392	44	5.485	48.305	5	6.810	48.639
6	5.657	48.309	6	5.972	48.095	6	6.702	48.518	5	6.182	48.437	6	7.886	49.283
43	6.030	48.192	43	6.326	48.076	43	7.053	48.515	6	6.614	48.386	43	8.191	49.225
15	8.466	48.753	15	9.554	48.868	15	10.383	48.617	43	6.977	48.398	23	1 LAP	56.834
41	9.416	48.801	41	10.543	48.907	41	12.085	49.330	15	10.607	48.698	15	11.215	48.619
7	9.853	48.940	7	10.829	48.756	7	12.158	49.117	7	12.556	48.872	7	13.136	48.591
34	10.479	48.856	34	11.475	48.776	34	12.792	49.105	41	13.049	49.438	41	14.084	49.046
78	11.272	48.965	78	12.627	49.135	78	14.053	49.214	34	13.719	49.401	34	14.692	48.984
10	12.615	49.087	10	13.696	48.861	10	14.633	48.725	78	14.431	48.852	78	15.457	49.037
45	14.386	49.585	45	15.950	49.344	45	17.353	49.191	10	15.069	48.910	10	15.965	48.907
50	18.778	50.136	50	21.811	50.813	31	24.603	50.112	45	18.182	49.303	45	19.676	49.505
42	18.948	50.111	42	22.032	50.864	42	25.211	50.967	31	25.450	49.321	31	26.536	49.097
31	19.099	49.993	31	22.279	50.960	50	30.735	56.712	42	26.008	49.271	42	27.487	49.490
56	28.305	51.447	56	32.424	51.899	56	36.832	52.196	50	32.434	50.173	50	34.419	49.996
23	37.114	53.862	23	43.077	53.743				56	40.723	52.365	56	44.767	52.055

Porsche Carrera Cup Great Britain
ROUND 20 - LAP CHART

Lap 11			Lap 12			Lap 13			Lap 14			Lap 15		
No	Behind	Laptime	No	Behind	Laptime	No	Behind	Laptime	No	Behind	Laptime	No	Behind	Laptime
8		48.028	8		50.578	8		1:17.372	8		1:32.767	8		1:24.740
2	4.726	48.321	2	18.496	1:04.348	2	15.269	1:14.145	2	0.728	1:18.226	2	2.043	1:26.055
44	6.831	48.368	44	19.841	1:03.588	44	16.237	1:13.768	44	1.815	1:18.345	44	5.394	1:28.319
5	7.233	48.451	5	20.398	1:03.743	5	16.799	1:13.773	5	2.756	1:18.724	5	6.189	1:28.173
6	8.603	48.745	6	21.309	1:03.284	6	17.879	1:13.942	6	3.750	1:18.638	6	7.345	1:28.335
43	8.854	48.691	43	22.144	1:03.868	43	18.603	1:13.831	43	4.223	1:18.387	43	8.195	1:28.712
15	12.159	48.972	15	22.684	1:01.103	15	20.073	1:14.761	15	4.984	1:17.678	15	9.502	1:29.258
7	14.621	49.513	7	23.956	59.913	7	21.500	1:14.916	7	5.835	1:17.102	7	10.242	1:29.147
34	23.137	56.473	34	26.555	53.996	34	23.040	1:13.857	34	7.373	1:17.100	34	11.180	1:28.547
45	23.726	52.078	45	27.778	54.630	45	24.384	1:13.978	45	8.446	1:16.829	45	12.298	1:28.592
23	1 LAP	1:03.724	23	1 LAP	56.737	23	1 LAP	1:10.698	23	1 LAP	1:16.790	23	1 LAP	1:28.648
31	29.048	50.540	31	32.448	53.978	31	25.931	1:10.855	31	9.860	1:16.696	31	13.862	1:28.742
42	29.668	50.209	42	33.603	54.513	42	27.019	1:10.788	42	11.250	1:16.998	42	15.071	1:28.561
50	36.838	50.447	50	39.123	52.863	50	27.800	1:06.049	50	12.001	1:16.968	50	16.048	1:28.787
56	49.596	52.857	56	55.253	56.235	56	34.434	56.553	56	14.309	1:12.642	56	17.232	1:27.663

Porsche Carrera Cup Great Britain
ROUND 20 - LAP CHART

Lap 16			Lap 17			Lap 18			Lap 19			Lap 20		
No	Behind	Laptime	No	Behind	Laptime	No	Behind	Laptime	No	Behind	Laptime	No	Behind	Laptime
8		1:21.857	8		1:06.956	8		48.352	8		48.125	8		48.143
2	1.054	1:20.868	2	0.698	1:06.600	2	0.984	48.638	2	1.296	48.437	2	1.466	48.313
44	2.941	1:19.404	44	1.596	1:05.611	44	1.785	48.541	44	1.941	48.281	44	2.167	48.369
5	4.815	1:20.483	5	1.823	1:03.964	5	2.451	48.980	5	2.699	48.373	5	2.928	48.372
6	5.281	1:19.793	6	2.028	1:03.703	6	2.873	49.197	6	3.279	48.531	6	3.766	48.630
43	5.783	1:19.445	43	2.784	1:03.957	43	3.415	48.983	43	3.740	48.450	43	4.176	48.579
15	6.899	1:19.254	15	3.488	1:03.545	15	4.098	48.962	15	4.968	48.995	15	5.421	48.596
7	8.250	1:19.865	7	4.149	1:02.855	7	4.712	48.915	7	5.485	48.898	7	6.054	48.712
34	8.649	1:19.326	34	5.125	1:03.432	34	6.832	50.059	34	8.231	49.524	34	9.483	49.395
45	9.448	1:19.007	45	5.939	1:03.447	45	8.135	50.548	45	9.655	49.645	45	11.345	49.833
23	1 LAP	1:18.836	23	1 LAP	1:04.707	31	9.884	50.157	31	11.020	49.261	50	13.175	49.727
31	10.792	1:18.787	31	8.079	1:04.243	50	10.553	50.639	50	11.591	49.163	31	13.969	51.092
42	11.678	1:18.464	50	8.266	1:02.867	42	10.976	50.950	42	12.320	49.469	42	14.475	50.298
50	12.355	1:18.164	42	8.378	1:03.656	56	13.849	52.824	56	18.028	52.304	56	23.380	53.495
56	13.014	1:17.639	56	9.377	1:03.319	23	1 LAP	55.065	23	1 LAP	53.153	23	1 LAP	53.208
						10	7 LAPS	9:38.224						

Porsche Carrera Cup Great Britain
ROUND 20 - LAP CHART

Lap 21			Lap 22			Lap 23			Lap 24			Lap 25		
No	Behind	Laptime	No	Behind	Laptime	No	Behind	Laptime	No	Behind	Laptime	No	Behind	Laptime
8		48.131	8		48.344	8		48.354	8		48.390	8		48.348
2	1.608	48.273	2	1.759	48.495	2	1.982	48.577	2	2.249	48.657	2	2.399	48.498
44	2.414	48.378	44	2.584	48.514	44	2.693	48.463	44	3.091	48.788	44	3.307	48.564
5	3.217	48.420	5	3.503	48.630	5	4.456	49.307	5	4.791	48.725	5	5.147	48.704
6	4.135	48.500	6	4.390	48.599	6	4.915	48.879	43	5.854	49.133	43	6.402	48.896
43	4.495	48.450	43	4.734	48.583	43	5.111	48.731	6	6.337	49.812	6	6.863	48.874
15	6.182	48.892	15	6.658	48.820	15	7.056	48.752	15	7.431	48.765	15	8.035	48.952
7	6.803	48.880	7	7.174	48.715	7	7.511	48.691	7	8.789	49.668	7	9.458	49.017
34	10.577	49.225	34	11.583	49.350	34	12.706	49.477	34	13.814	49.498	34	14.861	49.395
45	12.745	49.531	45	13.819	49.418	45	14.946	49.481	45	16.559	50.003	45	17.470	49.259
50	14.260	49.216	50	15.304	49.388	50	16.718	49.768	50	17.764	49.436	50	18.678	49.262
31	15.126	49.288	31	16.239	49.457	31	17.321	49.436	31	18.017	49.086	42	22.464	51.283
42	15.865	49.521	42	17.194	49.673	42	18.341	49.501	42	19.529	49.578	31	24.008	54.339
56	28.104	52.855	56	33.059	53.299	56	37.317	52.612	56	41.257	52.330	56	45.122	52.213
23	1 LAP	53.134	23	1 LAP	52.608	23	1 LAP	52.344	23	1 LAP	52.210	23	1 LAP	52.012

Porsche Carrera Cup Great Britain
ROUND 20 - LAP CHART

Lap 26			Lap 27			Lap 28			Lap 29			Lap 30		
No	Behind	Laptime	No	Behind	Laptime	No	Behind	Laptime	No	Behind	Laptime	No	Behind	Laptime
8		48.432	8		49.062	8		48.422	8		48.398	8		48.490
2	2.779	48.812	56	1 LAP	52.993	2	2.916	48.905	2	3.320	48.802	2	3.556	48.726
44	3.530	48.655	23	2 LAPS	53.209	44	3.821	49.038	44	4.150	48.727	44	4.339	48.679
5	5.484	48.769	2	2.433	48.716	5	5.974	49.292	5	6.257	48.681	5	6.549	48.782
43	6.849	48.879	44	3.205	48.737	56	1 LAP	54.344	6	8.790	49.480	6	9.128	48.828
6	7.276	48.845	5	5.104	48.682	23	2 LAPS	54.074	43	9.313	50.551	43	9.871	49.048
15	8.538	48.935	43	6.740	48.953	43	7.160	48.842	23	2 LAPS	53.336	15	13.426	49.441
7	9.938	48.912	6	7.213	48.999	6	7.708	48.917	15	12.475	51.855	7	13.704	49.434
34	16.185	49.756	15	8.403	48.927	15	9.018	49.037	7	12.760	50.518	23	2 LAPS	52.656
45	18.607	49.569	7	9.910	49.034	7	10.640	49.152	56	1 LAP	55.107	56	1 LAP	52.848
50	20.013	49.767	34	16.791	49.668	34	18.051	49.682	34	19.025	49.372	34	20.237	49.702
42	24.143	50.111	45	19.210	49.665	45	20.451	49.663	45	21.636	49.583	45	22.970	49.824
31	25.018	49.442	50	20.824	49.873	50	23.209	50.807	50	24.842	50.031	50	26.323	49.971
			42	24.534	49.453	42	25.889	49.777	42	27.120	49.629	42	28.032	49.402
			31	25.435	49.479	31	26.928	49.915	31	27.808	49.278	31	29.139	49.821

Porsche Carrera Cup Great Britain
ROUND 20 - LAP CHART

Lap 31			Lap 32			Lap 33			Lap 34		
No	Behind	Laptime	No	Behind	Laptime	No	Behind	Laptime	No	Behind	Laptime
8		48.545	8		48.775	8		48.723	8		49.630
2	3.769	48.758	2	3.784	48.790	2	3.830	48.769	2	3.173	48.973
44	4.645	48.851	44	4.619	48.749	44	4.854	48.958	44	4.213	48.989
5	6.796	48.792	5	6.829	48.808	5	7.037	48.931	5	6.616	49.209
6	9.318	48.735	6	9.463	48.920	6	9.689	48.949	6	9.266	49.207
43	10.442	49.116	43	10.890	49.223	43	11.225	49.058	43	10.871	49.276
15	13.817	48.936	15	14.174	49.132	15	14.471	49.020	15	14.011	49.170
7	14.274	49.115	7	14.983	49.484	7	15.234	48.974	7	14.926	49.322
23	2 LAPS	52.033	23	2 LAPS	52.020	34	24.502	50.262	34	25.117	50.245
34	21.777	50.085	34	22.963	49.961	23	2 LAPS	53.289	45	30.332	51.588
56	1 LAP	53.267	45	27.139	51.192	45	28.374	49.958	50	30.920	50.374
45	24.722	50.297	56	1 LAP	53.937	50	30.176	50.111	23	2 LAPS	54.089
50	27.755	49.977	50	28.788	49.808	42	31.788	50.248	42	31.841	49.683
42	29.177	49.690	42	30.263	49.861	31	32.199	49.854	31	32.262	49.693
31	30.341	49.747	31	31.068	49.502	56	1 LAP	55.450	56	1 LAP	54.578

Porsche Carrera Cup Great Britain

ROUND 20 - POSITION CHART

No	Name	Laps Pos																																	
			1	2	3	4	5	6	7	8	9	10	11	12	13	14	15	16	17	18	19	20	21	22	23	24	25	26	27	28	29	30	31	32	
8	BRIDGMAN	1	8	8	8	8	8	8	8	8	8	8	8	8	8	8	8	8	8	8	8	8	8	8	8	8	8	8	8	8	8	8	8	8	8
2	HARVEY	2	2	2	2	2	2	2	2	2	2	2	2	2	2	2	2	2	2	2	2	2	2	2	2	2	2	2	2	2	2	2	2	2	2
44	CAINE	3	44	44	44	44	44	44	44	44	44	44	44	44	44	44	44	44	44	44	44	44	44	44	44	44	44	44	44	44	44	44	44	44	44
5	HANCOCK	4	5	5	5	5	5	5	5	5	5	5	5	5	5	5	5	5	5	5	5	5	5	5	5	5	5	5	5	5	5	5	5	5	5
6	QUAIFE	5	6	6	6	6	6	6	6	6	6	6	6	6	6	6	6	6	6	6	6	6	6	6	6	6	43	43	43	43	43	6	6	6	6
43	ROSENWEIG	6	43	43	43	43	43	43	43	43	43	43	43	43	43	43	43	43	43	43	43	43	43	43	43	43	6	6	6	6	6	6	43	43	43
15	RICE	7	15	15	15	15	15	15	15	15	15	15	15	15	15	15	15	15	15	15	15	15	15	15	15	15	15	15	15	15	15	15	15	15	15
41	LEONARD	8	41	41	41	41	41	41	41	41	7	7	7	7	7	7	7	7	7	7	7	7	7	7	7	7	7	7	7	7	7	7	7	7	7
7	BATEMAN	9	7	7	7	7	7	7	7	7	41	41	34	34	34	34	34	34	34	34	34	34	34	34	34	34	34	34	34	34	34	34	34	34	34
34	GILHAM	10	34	34	34	34	34	34	34	34	34	34	45	45	45	45	45	45	45	45	45	45	45	45	45	45	45	45	45	45	45	45	45	45	45
78	GEDDIE	11	78	78	78	78	78	78	78	78	78	78	31	31	31	31	31	31	31	31	31	31	31	31	31	50	50	50	50	50	50	50	50	50	50
10	MANN	12	10	10	10	10	10	10	10	10	10	10	42	42	42	42	42	42	42	42	42	42	42	42	42	50	50	50	31	31	31	31	31	31	31
45	JACKSON	13	45	45	45	45	45	45	45	45	45	45	50	50	50	50	50	50	50	50	50	50	50	50	42	42	42	42	42	42	42	42	42	42	42
50	HOGARTH	14	50	50	50	50	50	50	50	50	31	31	31	56	56	56	56	56	56	56	56	56	56	56	56	56	56	56	56	56	56	56	56	56	56
42	MUNDY	15	42	42	42	42	42	42	42	42	42	42	23	23	23	23	23	23	23	23	23	23	23	23	23	23	23	23	23	23	23	23	23	23	23
56	DREELAN	16	56	31	31	31	31	31	31	31	50	50	50	10																					
31	McDOWELL	17	31	56	56	56	56	56	56	56	56	56	56	56	56	56	56	56	56	56	56	56	56	56	56	56	56	56	56	56	56	56	56	56	56
23	CLARK	18	23	23	23	23	23	23	23	23	23	23	23	23	23	23	23	23	23	23	23	23	23	23	23	23	23	23	23	23	23	23	23	23	23

Brands Indy
 Circuit Length = 1.1986 miles
 Start: 13:33 End: 14:04

Porsche Carrera Cup Great Britain

ROUND 20 - POSITION CHART

No	Name	Laps	Pos	
			33	34
8	BRIDGMAN	1	8	8
2	HARVEY	2	2	2
44	CAINE	3	44	44
5	HANCOCK	4	5	5
6	QUAIFE	5	6	6
43	ROSENWEIG	6	43	43
15	RICE	7	15	15
41	LEONARD	8	7	7
7	BATEMAN	9	34	34
34	GILHAM	10	45	45
78	GEDDIE	11	50	50
10	MANN	12	42	42
45	JACKSON	13	31	31
50	HOGARTH	14	56	
42	MUNDY	15		
56	DREELAN	16		
31	McDOWELL	17		
23	CLARK	18		