



# SEAT CUPRA CHAMPIONSHIP

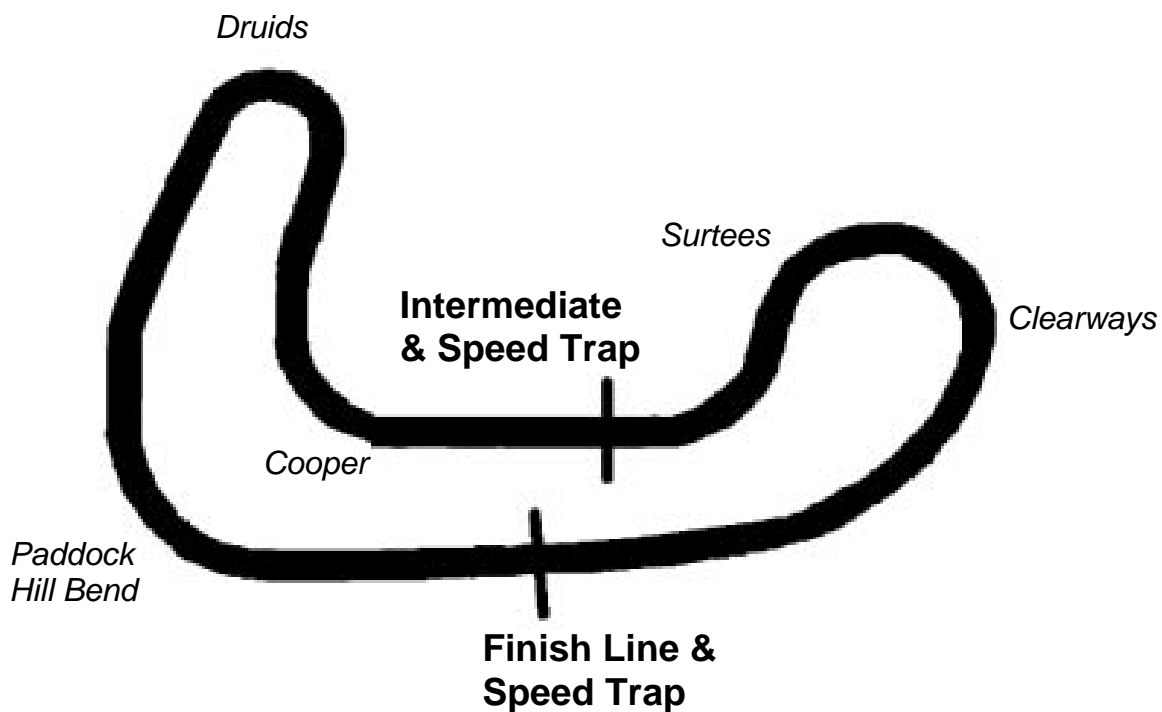
**Rounds 19 & 20  
Brands Hatch Indy**

**20th / 21st September 2008**



**Results Provided by Timing Solutions Ltd**  
[www.tsl-timing.com](http://www.tsl-timing.com)

# BRANDS HATCH INDY



Circuit Length: 1.1986 miles / 1929.0 metres  
Intermediate 1: 1112 metres  
Pit In: 1669 metres  
Pit Out: 91 metres after Finish Line

# SEAT Cupra Championship

## QUALIFYING - ROUND 19 - CLASSIFICATION

POS	NO	CL	NAME	NAT	ENTRY	TIME	ON	LAPS	GAP	DIFF	MPH
1	1		<b>Jonathan ADAM</b>		Total Control Racing	<b>49.904</b>	5	5			86.46
2	25		<b>Robert LAWSON</b>		Bardon / JHR	<b>50.092</b>	9	10	<b>0.188</b>	0.188	86.14
3	34		<b>Martin BYFORD</b>		AB Glass / Z Speed Racing	<b>50.356</b>	4	6	<b>0.452</b>	0.264	85.69
4	7		<b>Daniel WELCH</b>		Marriott / Welch Motorsport	<b>50.375</b>	4	13	<b>0.471</b>	0.019	85.65
5	2		<b>Carl BREEZE</b>		Blue Chip / Welch Motorsport	<b>50.500</b>	5	15	<b>0.596</b>	0.125	85.44
6	44		<b>Freddy NORDSTROM</b>		PlumberTraining.com / Advent Motorsport	<b>50.513</b>	8	9	<b>0.609</b>	0.013	85.42
7	8		<b>James APPLEBY</b>		Hardinge Machine Tools	<b>50.517</b>	5	12	<b>0.613</b>	0.004	85.41
8	3		<b>Andrew HERRON</b>		Brian Herron Plant / JHR	<b>50.563</b>	4	10	<b>0.659</b>	0.046	85.34
9	11		<b>Jeremy GUMBLEY</b>		Million Pixel Driver.com / Welch Motorsp	<b>50.725</b>	8	14	<b>0.821</b>	0.162	85.06
10	42		<b>David GREEN</b>		Daniels Motorsport	<b>50.740</b>	5	12	<b>0.836</b>	0.015	85.04
11	14		<b>David NYE</b>		Daniels Motorsport	<b>50.817</b>	5	10	<b>0.913</b>	0.077	84.91
12	12		<b>Steve MITCHELL</b>		J P Motorsport	<b>51.180</b>	7	12	<b>1.276</b>	0.363	84.31
13	9		<b>Jamie ACKERS</b>		Total Control Racing	<b>51.188</b>	8	13	<b>1.284</b>	0.008	84.29
14	32		<b>Daniel ROWBOTTOM</b>		DRM M-sport	<b>51.199</b>	5	13	<b>1.295</b>	0.011	84.27

Weather / Track : Sunny / Dry

These results are provisional until the conclusion of any judicial and technical matters.

Brands Indy  
 Circuit Length = 1.1986 miles  
 Start: 10:43 End: 11:04

Clerk of Course :		Timekeeper :
-------------------	--	--------------

# SEAT Cupra Championship

## QUALIFYING - ROUND 19 - SECTOR ANALYSIS

<b>1</b>	<b>Jonathan ADAM</b>										<b>Total Control Racing</b>			
1-	Out	74.6	23.299	113.7	1:10.315	4-	Out	86.3	20.925	<b>119.8</b>	1:00.261			
2-	34.827	83.8	22.472	116.1	57.299	5-	<b>29.709</b>	<b>100.2</b>	<b>20.195</b>	<b>119.8</b>	<b>49.904</b>			
3-	33.350	94.7	In		2:37.756P									
<b>2</b>	<b>Carl BREEZE</b>										<b>Blue Chip / Welch Motorsport</b>			
1-	Out	87.5	22.337	113.0	1:06.653	9-	31.048	98.8	In		5:19.881P			
2-	33.655	67.5	In		3:06.579P	10-	Out	95.9	20.828	118.4	1:00.490			
3-	Out	96.4	22.108	111.8	1:01.438	11-	<b>30.045</b>	99.9	20.515	118.8	50.560			
4-	32.870	97.1	20.862	<b>119.2</b>	53.732	12-	30.231	97.4	20.449	119.0	50.680			
5-	30.133	100.0	<b>20.367</b>	119.0	<b>50.500</b>	13-	32.863	85.4	22.034	118.8	54.897			
6-	32.579	95.3	21.044	119.0	53.623	14-	30.101	99.1	20.493	118.1	50.594			
7-	30.222	<b>100.3</b>	20.461	117.5	50.683	15-	30.252	98.7	20.596	108.6	50.848			
8-	30.218	99.9	20.455	118.6	50.673									
<b>3</b>	<b>Andrew HERRON</b>										<b>Brian Herron Plant / JHR</b>			
1-	Out	75.9	25.111	92.9	1:13.056	6-	40.418	77.1	In		4:30.918P			
2-	39.110	58.6	22.208	118.8	1:01.318	7-	Out	96.3	21.178	117.7	59.746			
3-	30.350	99.4	20.411	119.4	50.761	8-	<b>30.096</b>	100.2	20.480	119.2	50.576			
4-	30.155	<b>101.1</b>	<b>20.408</b>	<b>119.6</b>	<b>50.563</b>	9-	30.147	100.0	20.481	118.6	50.628			
5-	30.130	100.2	20.915	99.1	51.045	10-	40.324	68.8	22.725	119.0	1:03.049			
<b>7</b>	<b>Daniel WELCH</b>										<b>Marriott / Welch Motorsport</b>			
1-	Out	74.1	22.423	118.1	1:11.661	8-	30.336	97.5	20.530	117.9	50.866			
2-	30.769	<b>100.0</b>	20.553	119.2	51.322	9-	30.124	99.7	20.372	118.6	50.496			
3-	32.293	70.5	24.494	<b>119.4</b>	56.787	10-	33.359	82.0	In		4:00.397P			
4-	<b>30.029</b>	99.7	<b>20.346</b>	<b>119.4</b>	<b>50.375</b>	11-	Out	93.1	21.478	119.2	1:01.897			
5-	33.824	85.1	In		2:43.200P	12-	30.099	<b>100.0</b>	20.350	119.0	50.449			
6-	Out	82.3	21.794	118.8	1:02.800	13-	30.155	99.4	20.456	118.4	50.611			
7-	30.087	98.5	20.491	118.6	50.578									
<b>8</b>	<b>James APPLEBY</b>										<b>Hardinge Machine Tools</b>			
1-	Out	88.9	27.177	88.8	1:12.327	7-	30.408	100.8	In		7:18.704P			
2-	36.070	88.7	23.177	117.7	59.247	8-	Out	96.0	21.668	117.5	1:02.389			
3-	31.281	99.0	20.487	119.0	51.768	9-	32.482	77.0	21.170	119.4	53.652			
4-	<b>30.171</b>	100.8	20.497	118.6	50.668	10-	30.744	98.8	20.779	118.6	51.523			
5-	30.201	100.2	<b>20.316</b>	119.4	<b>50.517</b>	11-	30.401	99.9	20.642	<b>119.6</b>	51.043			
6-	30.641	<b>100.9</b>	21.493	119.2	52.134	12-	30.500	99.9	20.526	117.9	51.026			
<b>9</b>	<b>Jamie ACKERS</b>										<b>Total Control Racing</b>			
1-	Out	75.1	25.829	95.5	1:13.780	8-	<b>30.594</b>	<b>99.1</b>	20.594	117.1	<b>51.188</b>			
2-	38.477	84.5	23.885	110.0	1:02.362	9-	36.836	75.1	In		2:54.343P			
3-	37.442	75.3	25.165	101.1	1:02.607	10-	Out	85.5	22.679	<b>117.7</b>	1:04.092			
4-	36.595	81.7	In		2:45.477P	11-	30.742	98.4	20.627	117.3	51.369			
5-	Out	46.8	23.973	117.5	1:13.935	12-	30.703	98.3	20.627	116.5	51.330			
6-	30.921	98.7	20.799	117.5	51.720	13-	30.862	98.1	20.710	117.1	51.572			
7-	30.746	98.8	<b>20.466</b>	<b>117.7</b>	51.212									
<b>11</b>	<b>Jeremy GUMBLEY</b>										<b>Million Pixel Driver.com / Welch Motorsp</b>			
1-	Out	60.1	26.410	99.0	1:18.981	8-	<b>30.179</b>	97.1	20.546	117.5	<b>50.725</b>			
2-	34.112	87.3	23.520	<b>117.9</b>	57.632	9-	30.229	98.1	20.509	116.9	50.738			
3-	35.767	73.6	24.058	117.3	59.825	10-	34.815	70.4	In		3:59.893P			
4-	30.676	<b>99.1</b>	<b>20.494</b>	117.1	51.170	11-	Out	89.0	22.337	117.5	58.901			
5-	30.318	98.7	20.543	117.1	50.861	12-	30.245	98.1	20.621	116.5	50.866			
6-	32.921	83.0	In		3:36.050P	13-	30.408	98.0	20.870	114.9	51.278			
7-	Out	95.1	21.617	117.7	1:02.787	14-	32.589	96.7	23.473	76.2	56.062			
<b>12</b>	<b>Steve MITCHELL</b>										<b>J P Motorsport</b>			
1-	Out	68.1	26.741	80.4	1:16.441	7-	<b>30.515</b>	<b>99.7</b>	20.665	118.1	<b>51.180</b>			
2-	38.548	73.0	24.443	108.4	1:02.991	8-	30.738	<b>99.7</b>	20.651	117.5	51.389			
3-	39.407	71.1	In		3:10.983P	9-	30.775	99.3	20.838	117.9	51.613			
4-	Out	92.3	21.613	117.1	1:02.773	10-	32.515	98.0	In		3:53.936P			
5-	32.190	98.8	20.677	118.1	52.867	11-	Out	96.8	21.091	117.7	1:02.492			

Brands Indy  
Circuit Length = 1.1986 miles  
Start: 10:43 End: 11:04

Weather / Track : Sunny / Dry

# SEAT Cupra Championship

## QUALIFYING - ROUND 19 - SECTOR ANALYSIS

6 -	31.096	98.7	<b>20.517</b>	<b>118.6</b>	51.613	12 -	31.470	97.3	20.816	<b>118.6</b>	52.286
<b>14</b>	<b>David NYE</b>		Daniels Motorsport								
1 -	Out	67.4	30.123	79.3	1:21.899	6 -	<b>30.183</b>	99.3	22.184	108.9	52.367
2 -	38.563	74.5	In		5:38.337P	7 -	30.783	99.1	20.752	117.3	51.535
3 -	Out	86.8	22.007	116.7	1:10.229	8 -	30.385	98.7	20.558	117.3	50.943
4 -	30.922	99.0	20.663	118.4	51.585	9 -	<b>30.552</b>	99.3	20.567	116.1	51.119
5 -	30.401	<b>99.4</b>	<b>20.416</b>	<b>118.6</b>	<b>50.817</b>	10 -	30.559	98.8	20.726	116.3	51.285
<b>25</b>	<b>Robert LAWSON</b>		Bardon / JHR								
1 -	Out	63.9	28.101	86.8	1:16.206	6 -	32.609	90.7	In		4:37.107P
2 -	38.935	65.5	22.370	117.3	1:01.305	7 -	Out	82.8	23.848	63.3	1:04.799
3 -	30.123	<b>100.0</b>	20.335	118.8	50.458	8 -	35.667	86.4	21.275	118.6	56.942
4 -	36.849	82.2	21.737	118.4	58.586	9 -	<b>29.780</b>	99.6	<b>20.312</b>	118.1	<b>50.092</b>
5 -	29.922	99.0	20.487	<b>119.0</b>	50.409	10 -	30.229	99.3	20.500	118.6	50.729
<b>32</b>	<b>Daniel ROWBOTTOM</b>		DRM M-sport								
1 -	Out	57.8	26.307	94.1	1:18.658	8 -	30.807	98.4	20.703	117.9	51.510
2 -	36.571	75.7	In		3:38.161P	9 -	31.907	55.9	In		2:43.112P
3 -	Out	84.7	25.096	112.8	1:10.529	10 -	Out	97.4	20.717	118.4	55.833
4 -	31.728	98.5	21.031	<b>119.0</b>	52.759	11 -	30.792	99.0	20.642	118.4	51.434
5 -	30.647	<b>99.7</b>	<b>20.552</b>	118.6	<b>51.199</b>	12 -	30.792	98.8	20.834	117.7	51.626
6 -	30.619	99.4	20.631	117.9	51.250	13 -	<b>30.542</b>	98.7	20.871	117.7	51.413
7 -	30.751	98.3	20.698	118.1	51.449						
<b>34</b>	<b>Martin BYFORD</b>		AB Glass / Z Speed Racing								
1 -	Out	70.9	23.149	118.1	1:10.300	4 -	<b>30.018</b>	<b>101.1</b>	<b>20.338</b>	120.1	<b>50.356</b>
2 -	47.536	53.0	In		3:08.298P	5 -	38.980	77.1	22.571	119.6	1:01.551
3 -	Out	92.6	21.101	118.1	1:01.851	6 -	30.193	100.2	20.360	<b>120.3</b>	50.553
<b>42</b>	<b>David GREEN</b>		Daniels Motorsport								
1 -	Out	72.3	28.007	87.7	1:13.102	7 -	30.398	99.3	20.810	115.3	51.208
2 -	37.022	87.2	In		4:07.177P	8 -	38.190	69.8	In		6:35.162P
3 -	Out	79.7	21.554	118.8	1:04.712	9 -	Out	83.2	22.528	110.7	1:05.846
4 -	30.827	99.1	<b>20.403</b>	<b>119.4</b>	51.230	10 -	31.957	92.4	21.531	118.6	53.488
5 -	30.247	<b>100.9</b>	20.493	118.4	<b>50.740</b>	11 -	<b>30.078</b>	99.1	20.670	118.4	50.748
6 -	30.147	99.7	20.594	117.9	50.741	12 -	30.361	99.9	20.649	117.9	51.010
<b>44</b>	<b>Freddy NORDSTROM</b>		PlumberTraining.com / Advent Motorsport								
1 -	Out	88.7	22.237	114.5	1:10.003	6 -	37.784	75.2	In		4:04.209P
2 -	33.319	97.4	21.047	119.6	54.366	7 -	Out	88.5	21.274	<b>119.8</b>	1:05.875
3 -	30.456	100.6	20.421	119.2	50.877	8 -	30.181	100.3	<b>20.332</b>	<b>119.8</b>	<b>50.513</b>
4 -	30.365	<b>101.2</b>	20.599	<b>119.8</b>	50.964	9 -	<b>30.178</b>	100.8	20.450	119.4	50.628
5 -	30.537	93.2	20.683	115.9	51.220						

# SEAT Cupra Championship

## QUALIFYING - ROUND 19 - SPEED TRAPS

SECTOR 1				SECTOR 2			FINISH LINE			
POS	NO	NAME	MPH	NO	NAME	MPH	NO	NAME	MPH	
1	44	Freddy NORDSTROM	101.2				34	Martin BYFORD	120.3	
2	3	Andrew HERRON	101.1				1	Jonathan ADAM	119.8	
3	34	Martin BYFORD	101.1				44	Freddy NORDSTROM	119.8	
4	8	James APPLEBY	100.9				3	Andrew HERRON	119.6	
5	42	David GREEN	100.9				8	James APPLEBY	119.6	
6	2	Carl BREEZE	100.3				7	Daniel WELCH	119.4	
7	1	Jonathan ADAM	100.2				42	David GREEN	119.4	
8	7	Daniel WELCH	100.0				2	Carl BREEZE	119.2	
9	25	Robert LAWSON	100.0				25	Robert LAWSON	119.0	
10	12	Steve MITCHELL	99.7				32	Daniel ROWBOTTOM	119.0	
11	32	Daniel ROWBOTTOM	99.7				12	Steve MITCHELL	118.6	
12	14	David NYE	99.4				14	David NYE	118.6	
13	9	Jamie ACKERS	99.1				11	Jeremy GUMBLEY	117.9	
14	11	Jeremy GUMBLEY	99.1				9	Jamie ACKERS	117.7	

Weather / Track : Sunny / Dry

www.tsl-timing.com

Brands Indy  
 Circuit Length = 1.1986 miles  
 Start: 10:43 End: 11:04

Printed - 11.04 Saturday, 20 September 2008

# SEAT Cupra Championship

## QUALIFYING - ROUND 19 - BEST SECTORS

SECTOR 1			SECTOR 2			IDEAL / BEST COMPARISON						
POS	NO	NAME	TIME	NO	NAME	TIME	POS	NO	NAME	IDEAL	BEST	DIFF
1	1	ADAM	29.709	1	ADAM	20.195	1	1	ADAM	49.904	49.904	0.000
2	25	LAWSON	29.780	25	LAWSON	20.312	2	25	LAWSON	50.092	50.092	0.000
3	34	BYFORD	30.018	8	APPLEBY	20.316	3	34	BYFORD	50.356	50.356	0.000
4	7	WELCH	30.029	44	NORDSTROM	20.332	4	7	WELCH	50.375	50.375	0.000
5	2	BREEZE	30.045	34	BYFORD	20.338	5	2	BREEZE	50.412	50.500	0.088
6	42	GREEN	30.078	7	WELCH	20.346	6	42	GREEN	50.481	50.740	0.259
7	3	HERRON	30.096	2	BREEZE	20.367	7	8	APPLEBY	50.487	50.517	0.030
8	8	APPLEBY	30.171	42	GREEN	20.403	8	3	HERRON	50.504	50.563	0.059
9	44	NORDSTROM	30.178	3	HERRON	20.408	9	44	NORDSTROM	50.510	50.513	0.003
10	11	GUMBLEY	30.179	14	NYE	20.416	10	14	NYE	50.599	50.817	0.218
11	14	NYE	30.183	9	ACKERS	20.466	11	11	GUMBLEY	50.673	50.725	0.052
12	12	MITCHELL	30.515	11	GUMBLEY	20.494	12	12	MITCHELL	51.032	51.180	0.148
13	32	ROWBOTTOM	30.542	12	MITCHELL	20.517	13	9	ACKERS	51.060	51.188	0.128
14	9	ACKERS	30.594	32	ROWBOTTOM	20.552	14	32	ROWBOTTOM	51.094	51.199	0.105
<b>Perfect lap</b>										<b>49.904</b>		

Weather / Track : Sunny / Dry


www.tsl-timing.com

Brands Indy  
Circuit Length = 1.1986 miles  
Start: 10:43 End: 11:04

Printed - 11.05 Saturday, 20 September 2008

# SEAT Cupra Championship

## ROUND 19 - GRID

ROW 7	51.188 9 Jamie ACKERS	51.199 32 Daniel ROWBOTTOM
ROW 6	50.817 14 David NYE	51.180 12 Steve MITCHELL
ROW 5	50.725 11 Jeremy GUMBLEY	50.740 42 David GREEN
ROW 4	50.517 8 James APPLEBY	50.563 3 Andrew HERRON
ROW 3	50.500 2 Carl BREEZE	50.513 44 Freddy NORDSTROM
ROW 2	50.375 7 Daniel WELCH	49.904 1 Jonathan ADAM
ROW 1	50.092 25 Robert LAWSON	50.356 34 Martin BYFORD
<b>Pole</b>		
		

Car 1 - 3 Grid Slot Penalty - Champ Reg 4.3.1.a (iii)

Brands Indy  
Circuit Length = 1.1986 miles

Clerk of Course :		Timekeeper :

# SEAT Cupra Championship

## QUALIFYING - ROUND 20 - CLASSIFICATION

POS	NO	CL	NAME	NAT	ENTRY	TIME	ON	LAPS	GAP	DIFF	MPH
1	1		<b>Jonathan ADAM</b>		Total Control Racing	<b>49.893</b>	6	6			86.48
2	34		<b>Martin BYFORD</b>		AB Glass / Z Speed Racing	<b>50.128</b>	4	9	<b>0.235</b>	0.235	86.08
3	7		<b>Daniel WELCH</b>		Marriott / Welch Motorsport	<b>50.217</b>	5	11	<b>0.324</b>	0.089	85.92
4	25		<b>Robert LAWSON</b>		Bardon / JHR	<b>50.328</b>	3	9	<b>0.435</b>	0.111	85.73
5	2		<b>Carl BREEZE</b>		Blue Chip / Welch Motorsport	<b>50.409</b>	6	11	<b>0.516</b>	0.081	85.60
6	3		<b>Andrew HERRON</b>		Brian Herron Plant / JHR	<b>50.505</b>	4	10	<b>0.612</b>	0.096	85.43
7	44		<b>Freddy NORDSTROM</b>		PlumberTraining.com / Advent Motorsport	<b>50.726</b>	4	10	<b>0.833</b>	0.221	85.06
8	14		<b>David NYE</b>		Daniels Motorsport	<b>50.739</b>	5	11	<b>0.846</b>	0.013	85.04
9	8		<b>James APPLEBY</b>		Hardinge Machine Tools	<b>50.800</b>	4	13	<b>0.907</b>	0.061	84.94
10	11		<b>Jeremy GUMBLEY</b>		Million Pixel Driver.com / Welch Motorsp	<b>50.813</b>	7	14	<b>0.920</b>	0.013	84.92
11	42		<b>David GREEN</b>		Daniels Motorsport	<b>50.832</b>	9	10	<b>0.939</b>	0.019	84.88
12	12		<b>Steve MITCHELL</b>		J P Motorsport	<b>51.062</b>	7	9	<b>1.169</b>	0.230	84.50
13	32		<b>Daniel ROWBOTTOM</b>		DRM M-sport	<b>51.195</b>	5	12	<b>1.302</b>	0.133	84.28
14	9		<b>Jamie ACKERS</b>		Total Control Racing	<b>51.399</b>	8	13	<b>1.506</b>	0.204	83.95

Weather / Track : Sunny / Dry

These results are provisional until the conclusion of any judicial and technical matters.

Brands Indy  
 Circuit Length = 1.1986 miles  
 Start: 15:10 End: 15:31

Clerk of Course :		Timekeeper :
-------------------	--	--------------

# SEAT Cupra Championship

## QUALIFYING - ROUND 20 - SECTOR ANALYSIS

<b>1</b>	<b>Jonathan ADAM</b>										Total Control Racing			
1-	Out	73.4	23.190	111.5	1:08.200	4-	Out	88.1	20.640	<b>119.2</b>	1:00.108			
2-	34.172	92.3	24.081	104.4	58.253	5-	33.964	75.9	22.261	<b>119.2</b>	56.225			
3-	33.899	81.1	In		2:39.364P	6-	<b>29.698</b>	<b>100.8</b>	<b>20.195</b>	118.6	<b>49.893</b>			
<b>2</b>	<b>Carl BREEZE</b>										Blue Chip / Welch Motorsport			
1-	Out	65.3	22.584	115.3	1:04.323	7-	34.667	40.8	In		4:24.599P			
2-	32.689	73.3	In		2:44.599P	8-	Out	76.7	22.702	109.5	1:01.200			
3-	Out	83.7	22.280	110.9	1:02.105	9-	33.572	80.3	22.109	117.1	55.681			
4-	32.806	84.2	22.180	118.4	54.986	10-	30.334	100.0	In		5:24.583P			
5-	30.440	99.7	<b>20.319</b>	<b>118.8</b>	50.759	11-	Out	76.8	23.938	96.0	1:08.894			
6-	<b>29.984</b>	<b>100.3</b>	20.425	118.6	<b>50.409</b>									
<b>3</b>	<b>Andrew HERRON</b>										Brian Herron Plant / JHR			
1-	Out	61.3	26.961	87.0	1:12.075	6-	40.183	88.3	In		3:00.973P			
2-	38.109	77.0	23.240	101.1	1:01.349	7-	Out	75.3	21.614	117.1	1:04.458			
3-	36.542	90.9	21.545	<b>118.4</b>	58.087	8-	30.401	99.9	20.537	117.5	50.938			
4-	<b>30.073</b>	<b>100.5</b>	<b>20.432</b>	118.1	<b>50.505</b>	9-	30.314	99.6	20.559	118.1	50.873			
5-	30.423	99.9	20.651	106.5	51.074	10-	30.485	98.8	21.094	95.7	51.579			
<b>7</b>	<b>Daniel WELCH</b>										Marriott / Welch Motorsport			
1-	Out	76.6	24.876	97.1	1:09.038	7-	29.994	<b>100.5</b>	20.333	118.8	50.327			
2-	35.904	79.0	23.857	101.8	59.761	8-	30.301	95.5	In		2:04.863P			
3-	33.883	77.9	In		2:36.180P	9-	Out	88.8	20.780	118.4	1:01.492			
4-	Out	83.7	21.271	<b>119.2</b>	1:03.979	10-	30.004	99.9	20.470	117.3	50.474			
5-	<b>29.935</b>	<b>100.5</b>	<b>20.282</b>	118.6	<b>50.217</b>	11-	32.645	87.3	21.464	117.3	54.109			
6-	39.635	39.5	26.175	117.9	1:05.810									
<b>8</b>	<b>James APPLEBY</b>										Hardinge Machine Tools			
1-	Out	83.4	23.725	114.7	1:07.242	8-	30.748	99.3	20.843	117.9	51.591			
2-	32.024	97.8	21.368	118.1	53.392	9-	30.337	<b>101.1</b>	20.636	117.3	50.973			
3-	30.826	100.9	20.481	<b>119.2</b>	51.307	10-	<b>30.245</b>	100.0	20.585	117.1	50.830			
4-	30.368	<b>101.1</b>	<b>20.432</b>	118.6	<b>50.800</b>	11-	30.801	99.0	20.747	115.9	51.548			
5-	30.429	99.9	20.672	118.1	51.101	12-	35.703	87.6	22.152	117.7	57.855			
6-	40.927	93.3	In		3:39.236P	13-	30.732	99.3	20.691	117.9	51.423			
7-	Out	93.3	21.501	116.7	1:04.199									
<b>9</b>	<b>Jamie ACKERS</b>										Total Control Racing			
1-	Out	63.1	25.055	107.7	1:10.446	8-	<b>30.761</b>	<b>99.1</b>	20.638	115.1	<b>51.399</b>			
2-	37.270	79.6	24.267	107.2	1:01.537	9-	35.464	86.4	In		3:55.072P			
3-	36.182	79.0	23.891	104.0	1:00.073	10-	Out	85.8	22.287	116.9	1:04.007			
4-	39.128	71.4	In		2:42.052P	11-	32.478	87.6	21.534	116.3	54.012			
5-	Out	80.8	22.162	<b>117.3</b>	1:05.406	12-	30.811	98.3	20.678	115.3	51.489			
6-	31.082	98.8	20.467	116.7	51.549	13-	30.834	97.1	20.771	115.9	51.605			
7-	31.024	98.7	<b>20.464</b>	116.1	51.488									
<b>11</b>	<b>Jeremy GUMBLEY</b>										Million Pixel Driver.com / Welch Motorsport			
1-	Out	79.0	27.356	85.1	1:12.640	8-	30.399	<b>98.3</b>	20.689	116.3	51.088			
2-	40.943	87.4	25.521	<b>116.9</b>	1:06.464	9-	32.571	72.8	26.322	82.3	58.893			
3-	30.536	97.8	20.747	115.9	51.283	10-	41.632	67.2	23.459	<b>116.9</b>	1:05.091			
4-	30.557	97.4	20.734	<b>116.9</b>	51.291	11-	30.561	90.2	In		2:21.217P			
5-	32.137	91.2	In		2:45.084P	12-	Out	77.0	22.907	115.9	1:04.586			
6-	Out	83.2	23.574	116.5	1:01.997	13-	34.113	88.1	22.329	116.5	56.442			
7-	<b>30.275</b>	98.0	<b>20.538</b>	115.5	<b>50.813</b>	14-	30.908	83.1	26.382	116.7	57.290			
<b>12</b>	<b>Steve MITCHELL</b>										J P Motorsport			
1-	Out	64.7	25.271	97.1	1:10.117	6-	30.540	98.0	<b>20.546</b>	<b>118.8</b>	51.086			
2-	35.999	75.9	24.578	106.9	1:00.577	7-	<b>30.336</b>	<b>100.6</b>	20.726	117.1	<b>51.062</b>			
3-	36.679	74.4	In		3:14.850P	8-	31.627	97.3	21.132	116.7	52.759			
4-	Out	87.8	22.273	116.1	1:02.090	9-	31.071	98.7	20.756	117.1	51.827			
5-	31.618	98.3	20.702	<b>118.8</b>	52.320									

Brands Indy  
Circuit Length = 1.1986 miles  
Start: 15:10 End: 15:31

Weather / Track : Sunny / Dry

# SEAT Cupra Championship

## QUALIFYING - ROUND 20 - SECTOR ANALYSIS

<b>14</b>	<b>David NYE</b>		Daniels Motorsport							
1-	Out	82.5	In		3:41.428P	7-	35.629	80.5	In	3:12.635P
2-	Out	86.0	23.612	105.7	1:06.111	8-	Out	87.4	21.834	116.5
3-	34.815	81.1	23.625	117.3	58.440	9-	30.520	99.4	20.573	117.1
4-	30.701	99.3	20.790	<b>117.7</b>	51.491	10-	30.475	98.7	20.749	116.3
5-	<b>30.399</b>	<b>99.7</b>	<b>20.340</b>	117.1	<b>50.739</b>	11-	30.688	96.3	20.635	114.3
6-	30.475	99.0	20.908	115.3	51.383					
<b>25</b>	<b>Robert LAWSON</b>		Bardon / JHR							
1-	Out	61.1	27.737	83.5	1:13.060	6-	35.993	73.3	21.798	116.3
2-	38.195	69.9	21.730	117.5	59.925	7-	30.106	99.0	<b>20.398</b>	117.1
3-	<b>29.875</b>	<b>100.3</b>	20.453	<b>118.4</b>	<b>50.328</b>	8-	30.084	99.9	20.538	117.7
4-	35.574	81.4	In		4:25.341P	9-	36.012	78.4	In	3:02.177P
5-	Out	73.6	23.534	92.9	1:05.347					
<b>32</b>	<b>Daniel ROWBOTTOM</b>		DRM M-sport							
1-	Out	71.2	25.526	93.3	1:11.451	7-	34.170	95.7	21.338	117.5
2-	36.444	97.0	In		3:18.323P	8-	30.670	99.1	20.758	117.1
3-	Out	83.5	24.785	106.5	1:04.920	9-	31.114	96.7	In	7:20.674P
4-	34.942	94.5	21.506	<b>119.2</b>	56.448	10-	Out	98.5	<b>20.650</b>	118.1
5-	<b>30.462</b>	<b>99.6</b>	20.733	118.1	<b>51.195</b>	11-	30.751	98.5	20.710	117.5
6-	30.719	99.0	20.697	117.7	51.416	12-	30.826	99.1	21.186	99.9
<b>34</b>	<b>Martin BYFORD</b>		AB Glass / Z Speed Racing							
1-	Out	82.0	23.766	100.8	1:06.942	6-	Out	74.8	22.240	117.9
2-	35.176	79.9	In		2:47.493P	7-	29.996	100.6	20.334	118.4
3-	Out	66.6	22.514	119.4	1:07.670	8-	39.420	68.5	22.891	119.2
4-	<b>29.794</b>	<b>101.5</b>	<b>20.334</b>	<b>119.8</b>	<b>50.128</b>	9-	29.948	101.1	20.511	<b>119.8</b>
5-	36.939	85.7	In		2:39.053P					
<b>42</b>	<b>David GREEN</b>		Daniels Motorsport							
1-	Out	57.3	30.565	90.0	1:23.245	6-	30.938	95.9	20.732	117.3
2-	38.210	77.1	In		3:45.619P	7-	33.780	65.5	In	3:36.403P
3-	Out	91.1	21.295	<b>119.4</b>	1:06.898	8-	Out	93.7	21.478	117.3
4-	30.706	99.6	20.471	119.2	51.177	9-	30.471	95.7	<b>20.361</b>	118.6
5-	<b>30.319</b>	<b>100.2</b>	20.736	119.2	51.055	10-	30.585	95.3	20.518	118.1
<b>44</b>	<b>Freddy NORDSTROM</b>		PlumberTraining.com / Advent Motorsport							
1-	Out	83.7	22.744	114.3	1:08.000	6-	33.364	83.2	In	7:30.513P
2-	33.238	91.6	21.452	119.6	54.690	7-	Out	96.3	21.138	119.0
3-	30.546	99.9	20.592	119.6	51.138	8-	30.637	100.0	20.546	118.6
4-	30.356	<b>100.8</b>	<b>20.370</b>	<b>119.8</b>	<b>50.726</b>	9-	<b>30.184</b>	100.2	20.543	118.6
5-	30.602	100.6	20.659	117.9	51.261	10-	30.565	99.3	20.978	107.9

# SEAT Cupra Championship

## QUALIFYING - ROUND 20 - SPEED TRAPS

SECTOR 1				SECTOR 2			FINISH LINE			
POS	NO	NAME	MPH	NO	NAME	MPH	NO	NAME	MPH	
1	34	Martin BYFORD	101.5				34	Martin BYFORD	119.8	
2	8	James APPLEBY	101.1				44	Freddy NORDSTROM	119.8	
3	1	Jonathan ADAM	100.8				42	David GREEN	119.4	
4	44	Freddy NORDSTROM	100.8				1	Jonathan ADAM	119.2	
5	12	Steve MITCHELL	100.6				7	Daniel WELCH	119.2	
6	3	Andrew HERRON	100.5				8	James APPLEBY	119.2	
7	7	Daniel WELCH	100.5				32	Daniel ROWBOTTOM	119.2	
8	2	Carl BREEZE	100.3				2	Carl BREEZE	118.8	
9	25	Robert LAWSON	100.3				12	Steve MITCHELL	118.8	
10	42	David GREEN	100.2				3	Andrew HERRON	118.4	
11	14	David NYE	99.7				25	Robert LAWSON	118.4	
12	32	Daniel ROWBOTTOM	99.6				14	David NYE	117.7	
13	9	Jamie ACKERS	99.1				9	Jamie ACKERS	117.3	
14	11	Jeremy GUMBLEY	98.3				11	Jeremy GUMBLEY	116.9	

Weather / Track : Sunny / Dry

www.tsl-timing.com

Brands Indy  
 Circuit Length = 1.1986 miles  
 Start: 15:10 End: 15:31

Printed - 15.32 Saturday, 20 September 2008


# SEAT Cupra Championship

## QUALIFYING - ROUND 20 - BEST SECTORS

SECTOR 1			SECTOR 2			IDEAL / BEST COMPARISON						
POS	NO	NAME	TIME	NO	NAME	TIME	POS	NO	NAME	IDEAL	BEST	DIFF
1	1	ADAM	29.698	1	ADAM	20.195	1	1	ADAM	49.893	49.893	0.000
2	34	BYFORD	29.794	7	WELCH	20.282	2	34	BYFORD	50.128	50.128	0.000
3	25	LAWSON	29.875	2	BREEZE	20.319	3	7	WELCH	50.217	50.217	0.000
4	7	WELCH	29.935	34	BYFORD	20.334	4	25	LAWSON	50.273	50.328	0.055
5	2	BREEZE	29.984	14	NYE	20.340	5	2	BREEZE	50.303	50.409	0.106
6	3	HERRON	30.073	42	GREEN	20.361	6	3	HERRON	50.505	50.505	0.000
7	44	NORDSTROM	30.184	44	NORDSTROM	20.370	7	44	NORDSTROM	50.554	50.726	0.172
8	8	APPLEBY	30.245	25	LAWSON	20.398	8	8	APPLEBY	50.677	50.800	0.123
9	11	GUMBLEY	30.275	3	HERRON	20.432	9	42	GREEN	50.680	50.832	0.152
10	42	GREEN	30.319	8	APPLEBY	20.432	10	14	NYE	50.739	50.739	0.000
11	12	MITCHELL	30.336	9	ACKERS	20.464	11	11	GUMBLEY	50.813	50.813	0.000
12	14	NYE	30.399	11	GUMBLEY	20.538	12	12	MITCHELL	50.882	51.062	0.180
13	32	ROWBOTTOM	30.462	12	MITCHELL	20.546	13	32	ROWBOTTOM	51.112	51.195	0.083
14	9	ACKERS	30.761	32	ROWBOTTOM	20.650	14	9	ACKERS	51.225	51.399	0.174
<b>Perfect lap</b>										<b>49.893</b>		

# SEAT Cupra Championship

## ROUND 20 - GRID

ROW 7	51.195 32 Daniel ROWBOTTOM	51.399 9 Jamie ACKERS
ROW 6	50.832 42 David GREEN	51.062 12 Steve MITCHELL
ROW 5	50.800 8 James APPLEBY	50.813 11 Jeremy GUMBLEY
ROW 4	50.726 44 Freddy NORDSTROM	50.739 14 David NYE
ROW 3	50.409 2 Carl BREEZE	50.505 3 Andrew HERRON
ROW 2	50.217 7 Daniel WELCH	50.328 25 Robert LAWSON
ROW 1	49.893 1 Jonathan ADAM	50.128 34 Martin BYFORD
<b>Pole</b>		
		

Brands Indy  
Circuit Length = 1.1986 miles

Clerk of Course :		Timekeeper :
-------------------	--	--------------

# SEAT Cupra Championship

## ROUND 19 - CLASSIFICATION

POS	NO	CL	NAME	NAT	ENTRY	LAPS	TIME	GAP	DIFF	MPH	BEST	ON
1	34		<b>Martin BYFORD</b>		AB Glass / Z Speed Racing	19	17:09.181			79.66	50.430	4
2	25		<b>Robert LAWSON</b>		Bardon / JHR	19	17:12.046	<b>2.865</b>	2.865	79.44	50.793	4
3	1		<b>Jonathan ADAM</b>		Total Control Racing	19	17:12.510	<b>3.329</b>	0.464	79.40	50.758	4
4	7		<b>Daniel WELCH</b>		Marriott / Welch Motorsport	19	17:14.497	<b>5.316</b>	1.987	79.25	50.939	5
5	44		<b>Freddy NORDSTROM</b>		PlumberTraining.com / Advent Motorsport	19	17:18.654	<b>9.473</b>	4.157	78.93	50.898	4
6	3		<b>Andrew HERRON</b>		Brian Herron Plant / JHR	19	17:19.251	<b>10.070</b>	0.597	78.88	51.174	5
7	9		<b>Jamie ACKERS</b>		Total Control Racing	19	17:21.925	<b>12.744</b>	2.674	78.68	51.253	5
8	32		<b>Daniel ROWBOTTOM</b>		DRM M-sport	19	17:24.540	<b>15.359</b>	2.615	78.49	51.274	5
9	2		<b>Carl BREEZE</b>		Blue Chip / Welch Motorsport	19	17:26.354	<b>17.173</b>	1.814	78.35	51.498	4
10	14		<b>David NYE</b>		Daniels Motorsport	19	17:33.889	<b>24.708</b>	7.535	77.79	51.854	10
11	12		<b>Steve MITCHELL</b>		J P Motorsport	16	17:35.807	<b>3 laps</b>	3 laps	65.39	53.248	10
NOT CLASSIFIED												
DNF	42		<b>David GREEN</b>		Daniels Motorsport	19	17:34.060	<b>24.879</b>		77.78		5
DNF	8		<b>James APPLEBY</b>		Hardinge Machine Tools	0						
DNF	11		<b>Jeremy GUMBLEY</b>		Million Pixel Driver.com / Welch Motorsp	0						
FASTEST LAP												
	34		<b>Martin BYFORD</b>		AB Glass / Z Speed Racing	4	50.430			85.56 mph	137.70 kph	

Weather / Track : Sunny / Dry

These results are provisional until the conclusion of any judicial and technical matters.

Brands Indy  
Circuit Length = 1.1986 miles  
Start: 10:52 End: 11:11

Clerk of Course :		Timekeeper :
-------------------	--	--------------

# SEAT Cupra Championship

## ROUND 19 - SECTOR ANALYSIS

1 Jonathan ADAM Total Control Racing											
1-	33.588	98.3	20.533	109.1	54.121	11-	30.716	98.7	20.804	118.8	51.520
2-	44.622	64.7	36.722	60.6	1:21.344	12-	31.024	98.4	21.189	117.1	52.213
3-	44.187	70.9	23.286	119.4	1:07.473	13-	30.773	99.3	21.027	117.5	51.800
4-	30.366	<b>100.3</b>	<b>20.392</b>	<b>120.1</b>	<b>50.758</b>	14-	31.013	97.4	21.057	117.5	52.070
5-	30.804	99.6	20.476	119.2	51.280	15-	31.001	98.7	20.890	118.1	51.891
6-	<b>30.212</b>	99.1	20.634	118.4	50.846	16-	30.996	97.8	20.933	118.4	51.929
7-	30.428	99.4	20.557	119.0	50.985	17-	30.791	97.7	20.999	118.1	51.790
8-	30.580	99.4	20.695	119.0	51.275	18-	30.839	97.8	20.961	118.1	51.800
9-	30.648	99.6	20.622	119.2	51.270	19-	31.045	97.7	21.018	117.9	52.063
10-	30.688	99.1	20.704	118.6	51.392						
2 Carl BREEZE Blue Chip / Welch Motorsport											
1-	45.673	68.3	21.198	104.0	1:06.871	11-	31.017	98.1	20.951	118.1	51.968
2-	42.130	58.1	35.152	56.2	1:17.282	12-	30.984	98.3	20.976	118.1	51.960
3-	41.620	94.7	21.407	<b>120.9</b>	1:03.027	13-	31.138	98.3	21.048	117.5	52.186
4-	<b>30.830</b>	<b>99.9</b>	<b>20.668</b>	118.8	<b>51.498</b>	14-	31.165	98.0	21.138	117.3	52.303
5-	31.564	95.6	20.721	119.6	52.285	15-	31.155	97.5	21.095	117.9	52.250
6-	30.946	97.4	20.868	118.1	51.814	16-	31.196	97.0	21.270	117.5	52.466
7-	31.223	98.4	21.111	118.4	52.334	17-	31.172	97.8	21.119	118.4	52.291
8-	31.090	98.5	20.816	118.1	51.906	18-	31.216	97.7	21.170	117.7	52.386
9-	31.541	98.0	21.038	117.9	52.579	19-	31.258	97.8	21.140	117.7	52.398
10-	30.956	97.3	20.924	117.9	51.880						
3 Andrew HERRON Brian Herron Plant / JHR											
1-	33.512	95.9	21.094	116.9	54.606	11-	31.009	99.3	21.056	118.4	52.065
2-	46.132	59.2	35.747	63.5	1:21.879	12-	31.079	99.0	21.140	118.1	52.219
3-	44.263	70.1	22.075	<b>120.7</b>	1:06.338	13-	30.979	99.6	21.109	119.2	52.088
4-	30.694	100.2	<b>20.616</b>	119.2	51.310	14-	31.085	98.8	21.434	116.9	52.519
5-	<b>30.491</b>	<b>100.3</b>	20.683	119.2	<b>51.174</b>	15-	31.133	98.7	21.262	118.1	52.395
6-	30.749	99.4	20.695	119.2	51.444	16-	31.229	98.3	21.203	118.4	52.432
7-	30.642	100.2	20.705	119.6	51.347	17-	31.128	99.1	21.176	118.6	52.304
8-	30.757	99.9	20.850	119.0	51.607	18-	31.213	98.7	21.028	118.4	52.241
9-	30.722	98.8	20.871	119.2	51.593	19-	31.107	98.8	21.118	118.4	52.225
10-	30.860	98.5	20.925	118.6	51.785						
7 Daniel WELCH Marriott / Welch Motorsport											
1-	35.276	88.0	20.964	117.5	56.240	11-	30.723	98.8	20.872	117.9	51.595
2-	46.754	56.6	36.087	59.7	1:22.841	12-	30.813	98.5	21.038	117.1	51.851
3-	43.038	72.9	22.137	<b>119.4</b>	1:05.175	13-	30.998	97.4	20.911	118.1	51.909
4-	30.697	98.5	<b>20.520</b>	118.6	51.217	14-	31.014	98.8	20.979	117.3	51.993
5-	<b>30.375</b>	<b>100.0</b>	20.564	116.7	<b>50.939</b>	15-	31.041	98.1	20.967	117.7	52.008
6-	30.571	99.7	20.543	118.1	51.114	16-	31.093	97.3	21.021	118.4	52.114
7-	30.519	99.4	20.568	118.1	51.087	17-	31.180	98.5	21.017	117.7	52.197
8-	30.495	99.3	20.569	118.6	51.064	18-	31.117	97.5	21.080	117.9	52.197
9-	30.624	98.4	20.745	118.4	51.369	19-	31.057	98.1	21.148	117.5	52.205
10-	30.662	99.1	20.695	117.9	51.357						
9 Jamie ACKERS Total Control Racing											
1-	35.226	90.3	21.440	118.1	56.666	11-	31.172	93.3	20.950	116.5	52.122
2-	45.370	55.6	36.147	56.9	1:21.517	12-	30.995	97.8	20.986	117.1	51.981
3-	42.214	77.6	21.833	<b>119.6</b>	1:04.047	13-	30.994	98.0	21.083	116.9	52.077
4-	31.085	<b>99.3</b>	20.899	117.1	51.984	14-	31.225	97.4	21.073	116.1	52.298
5-	<b>30.529</b>	98.8	20.724	117.3	<b>51.253</b>	15-	31.221	97.8	21.093	117.1	52.314
6-	30.626	<b>99.3</b>	<b>20.669</b>	116.7	51.295	16-	31.602	97.1	21.080	116.7	52.682
7-	31.061	97.8	20.696	117.3	51.757	17-	31.204	98.1	21.302	116.1	52.506
8-	30.848	98.0	20.698	117.3	51.546	18-	31.386	97.8	21.036	117.1	52.422
9-	30.968	98.0	20.770	117.1	51.738	19-	31.308	97.5	21.174	116.5	52.482
10-	30.975	98.5	20.970	115.9	51.945						
12 Steve MITCHELL J P Motorsport											
1-	34.892	92.1	<b>20.757</b>	117.5	55.649	9-	32.171	96.3	21.413	114.7	53.584
2-	44.843	57.0	36.324	58.3	1:21.167	10-	31.758	94.9	21.490	114.3	<b>53.248</b>
3-	42.958	71.3	21.997	<b>120.5</b>	1:04.955	11-	36.625	50.5	23.113	115.7	59.738

Brands Indy  
 Circuit Length = 1.1986 miles  
 Start: 10:52 End: 11:11

Weather / Track : Sunny / Dry

# SEAT Cupra Championship

## ROUND 19 - SECTOR ANALYSIS

4-	<b>31.264</b>	<b>99.1</b>	25.589	107.4	56.853	12-	32.933	70.0	22.360	115.9	55.293
5-	34.788	89.0	In		2:52.127P	13-	36.823	73.9	23.389	115.7	1:00.212
6-	Out	91.8	21.835	113.6	1:03.148	14-	32.697	95.9	21.674	115.3	54.371
7-	32.709	95.7	21.445	114.3	54.154	15-	33.217	85.1	22.420	116.1	55.637
8-	32.721	95.3	21.424	115.3	54.145	16-	32.677	95.3	21.672	114.9	54.349
<b>14</b>	<b>David NYE</b>					<b>Daniels Motorsport</b>					
1-	35.247	92.4	21.871	115.1	57.118	11-	31.116	96.7	20.860	117.3	51.976
2-	45.917	63.7	35.891	54.8	1:21.808	12-	31.258	97.4	20.973	115.7	52.231
3-	43.453	91.8	22.024	118.4	1:05.477	13-	31.178	97.5	20.886	116.7	52.064
4-	31.640	<b>98.5</b>	20.874	117.5	52.514	14-	31.219	97.5	20.963	115.7	52.182
5-	31.132	96.8	20.847	<b>118.8</b>	51.979	15-	31.071	97.4	21.207	116.7	52.278
6-	31.148	97.1	20.770	117.1	51.918	16-	31.386	96.6	21.167	116.1	52.553
7-	31.117	97.7	21.011	117.3	52.128	17-	32.714	93.3	22.470	111.7	55.184
8-	31.249	97.8	<b>20.766</b>	117.7	52.015	18-	33.228	93.5	21.769	115.5	54.997
9-	31.405	97.3	21.187	117.3	52.592	19-	32.181	94.9	21.736	114.7	53.917
10-	<b>31.002</b>	97.7	20.852	117.1	<b>51.854</b>						
<b>25</b>	<b>Robert LAWSON</b>					<b>Bardon / JHR</b>					
1-	34.498	97.1	20.594	112.6	55.092	11-	30.603	98.8	20.973	117.7	51.576
2-	44.058	53.1	36.978	60.6	1:21.036	12-	31.043	98.4	21.161	116.7	52.204
3-	44.389	72.5	23.421	<b>119.0</b>	1:07.810	13-	30.821	93.3	21.020	116.3	51.841
4-	<b>30.381</b>	<b>100.5</b>	<b>20.412</b>	118.4	<b>50.793</b>	14-	31.012	98.3	21.080	117.3	52.092
5-	30.685	100.2	20.414	118.1	51.099	15-	30.856	99.0	20.865	116.9	51.721
6-	30.391	99.0	20.613	117.9	51.004	16-	30.793	98.5	20.940	117.3	51.733
7-	30.386	99.0	20.626	116.5	51.012	17-	30.840	98.7	20.976	116.3	51.816
8-	30.601	99.3	20.621	117.7	51.222	18-	30.917	97.7	21.097	117.3	52.014
9-	30.444	99.1	20.829	116.5	51.273	19-	30.904	98.3	21.030	116.3	51.934
10-	30.621	98.4	20.741	117.3	51.362						
<b>32</b>	<b>Daniel ROWBOTTOM</b>					<b>DRM M-sport</b>					
1-	34.939	88.3	21.885	102.9	56.824	11-	31.095	97.5	21.060	116.9	52.155
2-	46.804	66.8	35.382	61.7	1:22.186	12-	31.245	98.0	21.167	116.9	52.412
3-	42.993	93.9	21.906	<b>118.8</b>	1:04.899	13-	31.137	98.4	21.141	116.9	52.278
4-	30.765	97.4	20.759	117.3	51.524	14-	31.168	98.0	21.232	116.7	52.400
5-	<b>30.598</b>	98.7	<b>20.676</b>	117.5	<b>51.274</b>	15-	31.110	97.5	21.148	117.1	52.258
6-	30.786	98.4	20.683	117.7	51.469	16-	31.206	97.3	21.210	117.1	52.416
7-	30.680	98.5	20.882	117.7	51.562	17-	31.188	97.7	21.235	117.1	52.423
8-	30.900	<b>98.8</b>	20.854	117.5	51.754	18-	31.306	98.1	21.194	117.3	52.500
9-	30.988	98.0	21.060	116.3	52.048	19-	31.264	97.8	21.184	116.9	52.448
10-	30.998	98.3	20.989	116.9	51.987						
<b>34</b>	<b>Martin BYFORD</b>					<b>AB Glass / Z Speed Racing</b>					
1-	33.518	100.2	20.552	112.0	54.070	11-	30.670	99.0	20.798	117.3	51.468
2-	42.897	53.3	37.508	59.6	1:20.405	12-	30.548	99.0	20.949	116.9	51.497
3-	45.240	69.9	23.412	118.4	1:08.652	13-	30.800	98.7	20.910	117.3	51.710
4-	<b>29.998</b>	<b>100.9</b>	<b>20.432</b>	118.4	<b>50.430</b>	14-	30.846	99.6	20.913	117.1	51.759
5-	30.216	100.2	20.570	<b>118.6</b>	50.786	15-	30.691	99.6	20.933	117.1	51.624
6-	30.435	99.7	20.711	116.3	51.146	16-	30.834	98.7	20.911	117.1	51.745
7-	30.374	99.6	20.610	<b>118.6</b>	50.984	17-	30.903	98.7	20.955	117.9	51.858
8-	30.323	99.6	20.647	118.4	50.970	18-	30.785	99.4	20.956	117.3	51.741
9-	30.416	99.7	20.770	117.9	51.186	19-	30.922	99.1	21.050	117.3	51.972
10-	30.558	99.1	20.833	117.5	51.391						
<b>42</b>	<b>David GREEN</b>					<b>Daniels Motorsport</b>					
1-	36.091	91.7	21.059	118.8	57.150	11-	31.518	97.7	21.390	117.3	52.908
2-	44.981	54.8	36.091	57.3	1:21.072	12-	31.251	<b>99.0</b>	21.324	116.3	52.575
3-	42.805	72.1	21.818	<b>120.9</b>	1:04.623	13-	31.519	98.3	21.588	116.1	53.107
4-	31.267	97.1	22.968	113.4	54.235	14-	31.924	98.1	21.163	117.3	53.087
5-	31.066	98.5	<b>20.631</b>	119.4	<b>51.697</b>	15-	31.735	98.5	21.293	117.5	53.028
6-	31.150	95.7	20.844	118.4	51.994	16-	31.534	98.4	21.153	117.7	52.687
7-	31.227	98.0	21.076	118.6	52.303	17-	31.526	95.1	21.325	117.5	52.851
8-	<b>31.027</b>	<b>99.0</b>	21.171	119.4	52.198	18-	31.539	96.3	21.621	117.5	53.160
9-	31.820	90.1	21.601	119.2	53.421	19-	31.568	96.1	21.709	117.7	53.277
10-	31.396	98.3	21.027	117.9	52.423						

Brands Indy  
Circuit Length = 1.1986 miles  
Start: 10:52 End: 11:11

Weather / Track : Sunny / Dry

# SEAT Cupra Championship

## ROUND 19 - SECTOR ANALYSIS

44		Freddy NORDSTROM					PlumberTraining.com / Advent Motorsport				
1 -	33.590	99.6	20.656	113.2	54.246	11 -	30.844	99.1	21.109	118.4	51.953
2 -	45.073	67.1	36.736	64.3	1:21.809	12 -	31.039	99.7	21.159	118.6	52.198
3 -	43.613	75.2	23.085	120.3	1:06.698	13 -	31.075	98.8	21.178	118.1	52.253
4 -	30.554	<b>100.9</b>	<b>20.344</b>	<b>120.9</b>	<b>50.898</b>	14 -	31.263	98.3	21.379	117.9	52.642
5 -	30.575	100.8	20.978	116.5	51.553	15 -	31.297	98.0	21.116	117.9	52.413
6 -	30.853	100.5	20.559	118.1	51.412	16 -	31.189	99.6	21.037	118.6	52.226
7 -	30.558	100.0	20.916	119.2	51.474	17 -	30.998	99.9	21.253	118.4	52.251
8 -	<b>30.493</b>	100.0	20.715	119.4	51.208	18 -	31.103	98.8	21.312	118.1	52.415
9 -	30.660	100.0	20.844	119.2	51.504	19 -	31.132	98.8	21.113	117.3	52.245
10 -	30.905	100.0	21.108	117.3	52.013						

# SEAT Cupra Championship

## ROUND 19 - SPEED TRAPS

SECTOR 1				SECTOR 2			FINISH LINE			
POS	NO	NAME	MPH	NO	NAME	MPH	NO	NAME	MPH	
1	34	Martin BYFORD	100.9				2	Carl BREEZE	120.9	
2	44	Freddy NORDSTROM	100.9				44	Freddy NORDSTROM	120.9	
3	25	Robert LAWSON	100.5				3	Andrew HERRON	120.7	
4	1	Jonathan ADAM	100.3				12	Steve MITCHELL	120.5	
5	3	Andrew HERRON	100.3				1	Jonathan ADAM	120.1	
6	7	Daniel WELCH	100.0				9	Jamie ACKERS	119.6	
7	2	Carl BREEZE	99.9				7	Daniel WELCH	119.4	
8	9	Jamie ACKERS	99.3				25	Robert LAWSON	119.0	
9	12	Steve MITCHELL	99.1				14	David NYE	118.8	
10	32	Daniel ROWBOTTOM	98.8				32	Daniel ROWBOTTOM	118.8	
11	14	David NYE	98.5				34	Martin BYFORD	118.6	
12										

Weather / Track : Sunny / Dry

www.tsl-timing.com

Brands Indy  
 Circuit Length = 1.1986 miles  
 Start: 10:52 End: 11:11

Printed - 11.16 Sunday, 21 September 2008

# SEAT Cupra Championship

## ROUND 19 - BEST SECTORS

SECTOR 1			SECTOR 2			IDEAL / BEST COMPARISON						
POS	NO	NAME	TIME	NO	NAME	TIME	POS	NO	NAME	IDEAL	BEST	DIFF
1	34	BYFORD	29.998	44	NORDSTROM	20.344	1	34	BYFORD	50.430	50.430	0.000
2	1	ADAM	30.212	1	ADAM	20.392	2	1	ADAM	50.604	50.758	0.154
3	7	WELCH	30.375	25	LAWSON	20.412	3	25	LAWSON	50.793	50.793	0.000
4	25	LAWSON	30.381	34	BYFORD	20.432	4	44	NORDSTROM	50.837	50.898	0.061
5	3	HERRON	30.491	7	WELCH	20.520	5	7	WELCH	50.895	50.939	0.044
6	44	NORDSTROM	30.493	3	HERRON	20.616	6	3	HERRON	51.107	51.174	0.067
7	9	ACKERS	30.529	2	BREEZE	20.668	7	9	ACKERS	51.198	51.253	0.055
8	32	ROWBOTTOM	30.598	9	ACKERS	20.669	8	32	ROWBOTTOM	51.274	51.274	0.000
9	2	BREEZE	30.830	32	ROWBOTTOM	20.676	9	2	BREEZE	51.498	51.498	0.000
10	14	NYE	31.002	12	MITCHELL	20.757	10	14	NYE	51.768	51.854	0.086
11	12	MITCHELL	31.264	14	NYE	20.766	11	12	MITCHELL	52.021	53.248	1.227

Perfect lap	50.342
-------------	--------

# SEAT Cupra Championship

## ROUND 19 - LAP CHART

Lap 1			Lap 2			Lap 3			Lap 4			Lap 5		
No	Behind	Laptime	No	Behind	Laptime	No	Behind	Laptime	No	Behind	Laptime	No	Behind	Laptime
34		54.070	34		1:20.405	34		1:08.652	34		50.430	34		50.786
25	0.647	55.092	25	1.278	1:21.036	25	0.436	1:07.810	25	0.799	50.793	25	1.112	51.099
1	0.954	54.121	1	1.893	1:21.344	1	0.714	1:07.473	1	1.042	50.758	1	1.536	51.280
44	1.632	54.246	44	3.036	1:21.809	44	1.082	1:06.698	44	1.550	50.898	7	2.307	50.939
7	2.408	56.240	3	3.903	1:21.879	7	1.367	1:05.175	7	2.154	51.217	44	2.317	51.553
3	2.429	54.606	7	4.844	1:22.841	3	1.589	1:06.338	3	2.469	51.310	3	2.857	51.174
12	4.969	55.649	12	5.731	1:21.167	12	2.034	1:04.955	9	4.163	51.984	9	4.630	51.253
42	5.557	57.150	42	6.224	1:21.072	42	2.195	1:04.623	32	5.812	51.524	32	6.300	51.274
9	6.102	56.666	9	7.214	1:21.517	9	2.609	1:04.047	42	6.000	54.235	42	6.911	51.697
14	6.365	57.118	14	7.768	1:21.808	14	4.593	1:05.477	2	6.004	51.498	2	7.503	52.285
32	6.690	56.824	32	8.471	1:22.186	32	4.718	1:04.899	14	6.677	52.514	14	7.870	51.979
2	13.684	1:06.871	2	10.561	1:17.282	2	4.936	1:03.027	12	8.457	56.853			

# SEAT Cupra Championship

## ROUND 19 - LAP CHART

Lap 6			Lap 7			Lap 8			Lap 9			Lap 10		
No	Behind	Laptime	No	Behind	Laptime	No	Behind	Laptime	No	Behind	Laptime	No	Behind	Laptime
34		51.146	34		50.984	34		50.970	34		51.186	34		51.391
25	0.970	51.004	25	0.998	51.012	25	1.250	51.222	25	1.337	51.273	25	1.308	51.362
1	1.236	50.846	1	1.237	50.985	1	1.542	51.275	1	1.626	51.270	1	1.627	51.392
7	2.275	51.114	7	2.378	51.087	7	2.472	51.064	7	2.655	51.369	7	2.621	51.357
44	2.583	51.412	44	3.073	51.474	44	3.311	51.208	44	3.629	51.504	44	4.251	52.013
3	3.155	51.444	3	3.518	51.347	3	4.155	51.607	3	4.562	51.593	3	4.956	51.785
9	4.779	51.295	9	5.552	51.757	9	6.128	51.546	9	6.680	51.738	9	7.234	51.945
32	6.623	51.469	32	7.201	51.562	32	7.985	51.754	32	8.847	52.048	32	9.443	51.987
42	7.759	51.994	42	9.078	52.303	42	10.306	52.198	2	11.850	52.579	2	12.339	51.880
2	8.171	51.814	2	9.521	52.334	2	10.457	51.906	14	12.237	52.592	14	12.700	51.854
14	8.642	51.918	14	9.786	52.128	14	10.831	52.015	42	12.541	53.421	42	13.573	52.423
			12	2 LAPS	2:52.127	12	2 LAPS	1:03.148	12	2 LAPS	54.154	12	2 LAPS	54.145

# SEAT Cupra Championship

## ROUND 19 - LAP CHART

Lap 11			Lap 12			Lap 13			Lap 14			Lap 15		
No	Behind	Laptime	No	Behind	Laptime	No	Behind	Laptime	No	Behind	Laptime	No	Behind	Laptime
34		51.468	34		51.497	34		51.710	34		51.759	34		51.624
25	1.416	51.576	25	2.123	52.204	25	2.254	51.841	25	2.587	52.092	25	2.684	51.721
1	1.679	51.520	1	2.395	52.213	1	2.485	51.800	1	2.796	52.070	1	3.063	51.891
7	2.748	51.595	7	3.102	51.851	7	3.301	51.909	7	3.535	51.993	7	3.919	52.008
44	4.736	51.953	44	5.437	52.198	44	5.980	52.253	12	3 LAPS	59.738	44	7.652	52.413
3	5.553	52.065	3	6.275	52.219	3	6.653	52.088	44	6.863	52.642	3	8.184	52.395
9	7.888	52.122	9	8.372	51.981	9	8.739	52.077	3	7.413	52.519	12	3 LAPS	55.293
32	10.130	52.155	32	11.045	52.412	32	11.613	52.278	9	9.278	52.298	9	9.968	52.314
2	12.839	51.968	2	13.302	51.960	2	13.778	52.186	32	12.254	52.400	32	12.888	52.258
14	13.208	51.976	14	13.942	52.231	14	14.296	52.064	2	14.322	52.303	2	14.948	52.250
42	15.013	52.908	42	16.091	52.575	42	17.488	53.107	14	14.719	52.182	14	15.373	52.278
12	2 LAPS	53.584	12	2 LAPS	53.248				42	18.816	53.087	42	20.220	53.028

**SEAT Cupra Championship**  
**ROUND 19 - LAP CHART**

Lap 16			Lap 17			Lap 18			Lap 19		
No	Behind	Laptime	No	Behind	Laptime	No	Behind	Laptime	No	Behind	Laptime
34		51.745	34		51.858	34		51.741	34		51.972
25	2.672	51.733	25	2.630	51.816	25	2.903	52.014	25	2.865	51.934
1	3.247	51.929	1	3.179	51.790	1	3.238	51.800	1	3.329	52.063
7	4.288	52.114	7	4.627	52.197	7	5.083	52.197	7	5.316	52.205
44	8.133	52.226	44	8.526	52.251	44	9.200	52.415	44	9.473	52.245
3	8.871	52.432	3	9.317	52.304	3	9.817	52.241	3	10.070	52.225
9	10.905	52.682	9	11.553	52.506	9	12.234	52.422	9	12.744	52.482
32	13.559	52.416	32	14.124	52.423	32	14.883	52.500	32	15.359	52.448
2	15.669	52.466	2	16.102	52.291	2	16.747	52.386	2	17.173	52.398
14	16.181	52.553	14	19.507	55.184	14	22.763	54.997	14	24.708	53.917
12	3 LAPS	1:00.212	12	3 LAPS	54.371	42	23.574	53.160	42	24.879	53.277
42	21.162	52.687	42	22.155	52.851	12	3 LAPS	55.637	12	3 LAPS	54.349

# SEAT Cupra Championship

## ROUND 19 - POSITION CHART

No	Name	Laps Pos																			
			1	2	3	4	5	6	7	8	9	10	11	12	13	14	15	16	17	18	19
34	BYFORD	1	34	34	34	34	34	34	34	34	34	34	34	34	34	34	34	34	34	34	
25	LAWSON	2	25	25	25	25	25	25	25	25	25	25	25	25	25	25	25	25	25	25	
1	ADAM	3	1	1	1	1	1	1	1	1	1	1	1	1	1	1	1	1	1	1	
44	NORDSTROM	4	44	44	44	44	7	7	7	7	7	7	7	7	7	7	7	7	7	7	
7	WELCH	5	7	3	7	7	44	44	44	44	44	44	44	44	44	44	44	44	44	44	
3	HERRON	6	3	7	3	3	3	3	3	3	3	3	3	3	3	3	3	3	3	3	
12	MITCHELL	7	12	12	12	9	9	9	9	9	9	9	9	9	9	9	9	9	9	9	
42	GREEN	8	42	42	42	32	32	32	32	32	32	32	32	32	32	32	32	32	32	32	
9	ACKERS	9	9	9	9	42	42	42	42	42	2	2	2	2	2	2	2	2	2	2	
14	NYE	10	14	14	14	2	2	2	2	2	14	14	14	14	14	14	14	14	14	14	
32	ROWBOTTOM	11	32	32	32	14	14	14	14	14	42	42	42	42	42	42	42	42	42	42	
2	BREEZE	12	2	2	2	12	12	12	12	12	12	12	12	12	12	12	12	12	12	12	

# SEAT Cupra Championship

## ROUND 20 - CLASSIFICATION

POS	NO	CL	NAME	NAT	ENTRY	LAPS	TIME	GAP	DIFF	MPH	BEST	ON
1	34		<b>Martin BYFORD</b>		AB Glass / Z Speed Racing	22	19:00.178			83.25	50.495	2
2	1		<b>Jonathan ADAM</b>		Total Control Racing	22	19:00.561	<b>0.383</b>	0.383	83.23	50.617	2
3	7		<b>Daniel WELCH</b>		Marriott / Welch Motorsport	22	19:03.450	<b>3.272</b>	2.889	83.02	50.934	2
4	25		<b>Robert LAWSON</b>		Bardon / JHR	22	19:06.356	<b>6.178</b>	2.906	82.81	50.836	2
5	2		<b>Carl BREEZE</b>		Blue Chip / Welch Motorsport	22	19:06.786	<b>6.608</b>	0.430	82.78	51.115	3
6	3		<b>Andrew HERRON</b>		Brian Herron Plant / JHR	22	19:11.413	<b>11.235</b>	4.627	82.44	51.327	2
7	44		<b>Freddy NORDSTROM</b>		PlumberTraining.com / Advent Motorsport	22	19:15.427	<b>15.249</b>	4.014	82.16	51.323	3
8	8		<b>James APPLEBY</b>		Hardinge Machine Tools	22	19:15.698	<b>15.520</b>	0.271	82.14	51.189	3
9	11		<b>Jeremy GUMBLEY</b>		Million Pixel Driver.com / Welch Motorsp	22	19:19.199	<b>19.021</b>	3.501	81.89	51.595	2
10	9		<b>Jamie ACKERS</b>		Total Control Racing	22	19:21.910	<b>21.732</b>	2.711	81.70	51.479	2
11	32		<b>Daniel ROWBOTTOM</b>		DRM M-sport	22	19:22.580	<b>22.402</b>	0.670	81.65	51.574	3
12	14		<b>David NYE</b>		Daniels Motorsport	22	19:25.341	<b>25.163</b>	2.761	81.46	51.380	3
13	12		<b>Steve MITCHELL</b>		J P Motorsport	22	19:25.917	<b>25.739</b>	0.576	81.42	51.453	2

### FASTEST LAP

34	<b>Martin BYFORD</b>	AB Glass / Z Speed Racing	2	50.495	85.45 mph	137.52 kph
----	----------------------	---------------------------	---	--------	-----------	------------

Weather / Track : Sunny / Dry

These results are provisional until the conclusion of any judicial and technical matters.

Brands Indy  
Circuit Length = 1.1986 miles  
Start: 15:45 End: 16:04

Clerk of Course :		Timekeeper :
-------------------	--	--------------

# SEAT Cupra Championship

## ROUND 20 - SECTOR ANALYSIS

1	Jonathan ADAM					Total Control Racing					
1-	32.977	100.2	<b>20.427</b>	<b>119.2</b>	53.404	12-	30.785	98.4	20.854	117.1	51.639
2-	<b>30.156</b>	<b>100.3</b>	20.461	118.8	<b>50.617</b>	13-	30.771	98.5	21.143	117.1	51.914
3-	30.255	100.2	20.458	118.6	50.713	14-	30.864	97.5	20.948	117.5	51.812
4-	30.337	<b>100.3</b>	20.474	117.7	50.811	15-	30.823	97.8	21.044	116.7	51.867
5-	30.451	100.0	20.561	117.9	51.012	16-	30.901	98.4	20.996	117.3	51.897
6-	30.611	99.0	20.674	117.9	51.285	17-	30.915	97.7	21.033	117.1	51.948
7-	30.657	99.1	20.646	118.4	51.303	18-	30.831	98.5	20.935	117.9	51.766
8-	30.528	99.0	20.760	117.7	51.288	19-	31.041	97.5	21.055	117.3	52.096
9-	30.743	99.0	20.832	117.1	51.575	20-	31.027	98.3	21.045	117.1	52.072
10-	30.886	98.1	20.705	117.3	51.591	21-	31.057	97.7	21.060	117.3	52.117
11-	30.634	98.7	21.105	116.3	51.739	22-	31.076	97.8	21.085	116.9	52.161
2	Carl BREEZE					Blue Chip / Welch Motorsport					
1-	33.164	97.5	21.239	<b>119.4</b>	54.403	12-	30.972	98.4	20.933	117.7	51.905
2-	30.542	<b>100.5</b>	20.616	118.6	51.158	13-	30.995	98.7	20.918	117.7	51.913
3-	<b>30.531</b>	99.9	<b>20.584</b>	119.0	<b>51.115</b>	14-	30.995	98.8	20.984	117.5	51.979
4-	30.719	99.4	20.655	118.4	51.374	15-	31.005	98.7	20.921	117.7	51.926
5-	30.659	99.4	20.679	118.6	51.338	16-	31.055	98.7	20.926	117.7	51.981
6-	30.780	99.3	20.799	117.1	51.579	17-	31.079	98.1	21.037	117.1	52.116
7-	30.868	99.3	20.757	118.1	51.625	18-	31.305	97.7	20.987	117.7	52.292
8-	30.701	99.3	20.799	118.1	51.500	19-	31.122	98.5	20.979	117.7	52.101
9-	30.794	99.3	20.870	118.1	51.664	20-	31.092	98.7	20.976	117.7	52.068
10-	30.924	99.0	20.835	117.7	51.759	21-	31.129	98.5	20.935	117.9	52.064
11-	30.962	99.1	20.887	118.4	51.849	22-	31.120	98.1	21.101	117.9	52.221
3	Andrew HERRON					Brian Herron Plant / JHR					
1-	33.159	98.8	21.154	119.4	54.313	12-	30.988	98.5	21.173	117.5	52.161
2-	30.720	<b>100.5</b>	<b>20.607</b>	<b>120.5</b>	<b>51.327</b>	13-	30.891	99.1	21.192	117.3	52.083
3-	30.737	100.0	20.635	119.8	51.372	14-	30.990	98.8	21.120	117.5	52.110
4-	<b>30.674</b>	99.4	20.704	119.0	51.378	15-	30.814	99.1	21.058	117.5	51.872
5-	30.806	99.4	20.814	118.4	51.620	16-	31.060	98.8	21.137	117.1	52.197
6-	30.714	99.3	20.951	118.6	51.665	17-	30.967	98.8	21.194	117.1	52.161
7-	30.895	99.3	21.065	118.1	51.960	18-	31.126	98.5	21.120	117.7	52.246
8-	30.845	99.7	20.910	118.4	51.755	19-	31.044	98.5	21.277	117.3	52.321
9-	30.932	99.7	21.097	117.9	52.029	20-	31.190	99.4	21.117	116.9	52.307
10-	31.057	98.8	21.067	117.7	52.124	21-	31.145	98.3	21.249	117.5	52.394
11-	31.111	99.0	21.069	118.4	52.180	22-	31.384	98.0	21.316	117.7	52.700
7	Daniel WELCH					Marriott / Welch Motorsport					
1-	33.324	98.4	20.648	<b>118.4</b>	53.972	12-	30.910	98.0	20.880	117.1	51.790
2-	<b>30.368</b>	<b>99.7</b>	<b>20.566</b>	<b>118.4</b>	<b>50.934</b>	13-	30.818	98.5	20.851	117.1	51.669
3-	30.374	99.0	20.590	117.5	50.964	14-	30.774	98.4	20.927	117.1	51.701
4-	30.437	98.8	20.733	116.9	51.170	15-	30.828	98.1	20.923	117.7	51.751
5-	30.577	98.7	20.640	117.5	51.217	16-	31.088	98.7	21.011	116.7	52.099
6-	30.688	98.5	20.670	117.1	51.358	17-	30.976	98.3	21.043	116.7	52.019
7-	30.551	98.7	20.704	117.1	51.255	18-	31.118	98.7	21.042	116.9	52.160
8-	30.688	98.1	20.703	117.3	51.391	19-	30.953	98.0	21.091	117.1	52.044
9-	30.952	98.5	20.760	117.5	51.712	20-	31.089	98.3	20.999	117.1	52.088
10-	30.713	98.7	20.778	117.3	51.491	21-	31.122	98.4	21.104	116.7	52.226
11-	30.791	98.4	20.862	117.3	51.653	22-	31.275	98.3	21.300	106.2	52.575
8	James APPLEBY					Hardinge Machine Tools					
1-	32.830	99.1	20.802	<b>120.5</b>	53.632	12-	31.154	99.0	21.018	118.1	52.172
2-	30.854	99.3	20.860	119.8	51.714	13-	31.086	98.8	21.143	117.5	52.229
3-	<b>30.537</b>	100.0	<b>20.652</b>	119.2	<b>51.189</b>	14-	31.177	96.4	21.000	117.9	52.177
4-	30.608	<b>100.6</b>	20.775	119.2	51.383	15-	31.189	97.3	21.129	118.6	52.318
5-	30.823	99.4	20.722	119.0	51.545	16-	31.159	98.5	21.118	117.9	52.277
6-	30.835	99.0	21.014	117.1	51.849	17-	31.204	97.0	21.125	118.1	52.329
7-	30.933	98.4	20.860	119.0	51.793	18-	31.426	96.4	21.121	117.7	52.547
8-	31.007	98.0	21.092	117.7	52.099	19-	31.271	97.8	21.404	116.9	52.675
9-	30.918	99.1	20.855	117.9	51.773	20-	31.919	97.7	21.114	117.9	53.033
10-	31.051	98.5	21.124	117.9	52.175	21-	31.311	97.4	21.176	117.7	52.487
11-	31.163	98.0	21.235	117.3	52.398	22-	32.003	96.4	21.586	117.5	53.589

Brands Indy  
Circuit Length = 1.1986 miles  
Start: 15:45 End: 16:04

Weather / Track : Sunny / Dry

# SEAT Cupra Championship

## ROUND 20 - SECTOR ANALYSIS

9		Jamie ACKERS										Total Control Racing				
1-	33.300	97.0	20.974	<b>118.8</b>	54.274	12-	31.221	97.4	21.048	116.1	52.269					
2-	<b>30.693</b>	<b>99.0</b>	<b>20.786</b>	117.7	<b>51.479</b>	13-	31.421	97.0	21.123	115.9	52.544					
3-	30.837	98.4	20.799	117.5	51.636	14-	31.494	97.1	21.183	115.7	52.677					
4-	31.014	96.8	20.905	116.5	51.919	15-	31.307	97.4	21.050	116.1	52.357					
5-	31.176	98.0	20.873	116.5	52.049	16-	31.556	97.3	21.254	115.3	52.810					
6-	31.387	96.4	21.009	116.9	52.396	17-	31.285	97.0	21.188	115.7	52.473					
7-	31.880	95.1	21.384	116.3	53.264	18-	31.481	97.3	21.245	115.9	52.726					
8-	31.154	97.3	21.094	116.3	52.248	19-	31.299	97.1	21.166	115.9	52.465					
9-	31.220	97.5	21.018	116.1	52.238	20-	31.438	97.3	21.224	115.9	52.662					
10-	31.161	97.4	21.073	116.1	52.234	21-	31.499	97.7	21.055	116.1	52.554					
11-	31.151	97.5	21.150	116.3	52.301	22-	31.485	97.3	21.363	115.3	52.848					
11		Jeremy GUMBLEY										Million Pixel Driver.com / Welch Motorsp				
1-	32.988	97.3	<b>20.798</b>	<b>118.1</b>	53.786	12-	31.219	96.4	21.217	115.5	52.436					
2-	<b>30.759</b>	<b>98.4</b>	20.836	117.3	<b>51.595</b>	13-	31.087	97.0	21.161	115.5	52.248					
3-	30.872	96.0	20.918	116.7	51.790	14-	31.206	96.4	21.170	115.5	52.376					
4-	31.037	97.3	20.870	116.7	51.907	15-	31.167	96.6	21.246	115.5	52.413					
5-	30.838	97.7	20.967	115.9	51.805	16-	31.231	96.7	21.242	115.3	52.473					
6-	31.003	96.8	20.954	115.9	51.957	17-	31.363	95.9	21.435	115.3	52.798					
7-	31.046	96.6	20.914	115.1	51.960	18-	31.414	96.0	21.294	115.9	52.708					
8-	31.021	96.7	20.904	116.1	51.925	19-	31.284	96.8	21.267	115.7	52.551					
9-	31.103	97.3	21.079	115.5	52.182	20-	31.605	96.6	21.292	115.3	52.897					
10-	31.166	96.4	21.106	115.5	52.272	21-	31.554	96.8	21.378	114.9	52.932					
11-	31.376	96.6	21.130	116.1	52.506	22-	31.540	97.1	21.328	115.1	52.868					
12		Steve MITCHELL										J P Motorsport				
1-	33.182	98.0	<b>20.706</b>	<b>120.1</b>	53.888	12-	31.080	98.3	21.097	117.3	52.177					
2-	<b>30.736</b>	98.8	20.717	119.0	<b>51.453</b>	13-	31.574	96.1	21.058	117.9	52.632					
3-	30.915	<b>99.0</b>	20.847	119.0	51.762	14-	31.386	96.3	21.222	116.7	52.608					
4-	31.177	97.8	20.768	119.2	51.945	15-	31.421	97.4	21.382	116.5	52.803					
5-	31.008	97.7	21.114	116.7	52.122	16-	31.476	96.7	21.219	117.5	52.695					
6-	31.598	96.0	20.879	117.9	52.477	17-	31.414	96.8	21.182	117.1	52.596					
7-	32.604	90.9	21.659	117.9	54.263	18-	31.603	95.6	21.227	117.7	52.830					
8-	31.472	96.6	21.105	118.1	52.577	19-	31.835	95.9	21.117	117.1	52.952					
9-	31.755	94.7	21.193	117.7	52.948	20-	31.657	96.3	21.158	116.7	52.815					
10-	31.267	97.7	20.953	118.1	52.220	21-	31.858	92.7	21.646	117.5	53.504					
11-	31.702	97.4	20.956	117.9	52.658	22-	31.634	97.5	21.246	117.5	52.880					
14		David NYE										Daniels Motorsport				
1-	34.593	93.7	21.890	117.5	56.483	12-	31.331	96.7	20.978	115.9	52.309					
2-	31.102	98.1	<b>20.540</b>	<b>119.0</b>	51.642	13-	31.406	97.1	21.182	115.9	52.588					
3-	<b>30.799</b>	<b>98.4</b>	20.581	118.8	<b>51.380</b>	14-	31.826	97.3	21.182	115.9	53.008					
4-	31.002	95.3	21.120	117.7	52.122	15-	31.211	96.8	21.110	115.1	52.321					
5-	31.067	98.0	21.021	117.3	52.088	16-	31.492	95.7	21.204	115.9	52.696					
6-	30.968	97.4	20.946	117.9	51.914	17-	31.476	97.1	21.325	115.3	52.801					
7-	31.726	91.2	21.705	116.3	53.431	18-	31.196	95.1	21.475	115.1	52.671					
8-	31.689	94.5	21.119	116.7	52.808	19-	31.756	95.5	21.138	115.7	52.894					
9-	31.532	96.1	21.426	116.1	52.958	20-	31.714	95.2	21.251	116.3	52.965					
10-	31.203	97.3	21.012	116.1	52.215	21-	31.339	95.2	21.339	115.3	52.678					
11-	31.444	96.7	21.061	116.1	52.505	22-	31.491	96.8	21.144	114.3	52.635					
25		Robert LAWSON										Bardon / JHR				
1-	33.277	97.0	21.077	118.4	54.354	12-	30.910	97.8	21.042	116.5	51.952					
2-	30.412	<b>100.0</b>	<b>20.424</b>	<b>119.2</b>	<b>50.836</b>	13-	30.744	97.7	21.060	116.5	51.804					
3-	<b>30.324</b>	<b>100.0</b>	20.579	117.9	50.903	14-	30.927	97.4	21.079	117.1	52.006					
4-	30.697	99.4	20.681	117.1	51.378	15-	30.897	97.3	21.114	116.5	52.011					
5-	30.549	99.3	20.775	116.7	51.324	16-	30.921	97.8	21.152	116.5	52.073					
6-	30.564	98.3	20.881	117.1	51.445	17-	30.883	98.7	21.159	115.9	52.042					
7-	30.706	98.8	20.880	116.3	51.586	18-	31.135	96.8	21.190	115.9	52.325					
8-	30.828	98.5	20.882	115.9	51.710	19-	31.018	97.3	21.107	116.3	52.125					
9-	30.748	97.7	20.888	116.5	51.636	20-	31.213	96.7	21.102	116.3	52.315					
10-	30.732	98.4	21.008	116.3	51.740	21-	30.828	98.1	21.226	115.9	52.054					
11-	30.910	98.4	20.899	117.1	51.809	22-	31.117	98.0	21.194	116.5	52.311					

Brands Indy  
Circuit Length = 1.1986 miles  
Start: 15:45 End: 16:04

Weather / Track : Sunny / Dry

# SEAT Cupra Championship

## ROUND 20 - SECTOR ANALYSIS

<b>32</b>		<b>Daniel ROWBOTTOM</b>				<b>DRM M-sport</b>					
1 -	33.335	98.1	21.190	<b>118.8</b>	54.525	12 -	31.242	98.0	21.258	116.3	52.500
2 -	30.875	98.4	<b>20.763</b>	118.1	51.638	13 -	31.493	98.3	21.040	117.3	52.533
3 -	<b>30.747</b>	<b>98.7</b>	20.827	118.6	<b>51.574</b>	14 -	31.342	97.8	21.063	117.3	52.405
4 -	31.260	92.8	21.030	118.4	52.290	15 -	31.452	97.7	21.181	116.9	52.633
5 -	30.913	97.7	20.861	117.7	51.774	16 -	31.507	97.8	21.097	116.9	52.604
6 -	31.248	96.3	21.004	117.9	52.252	17 -	31.380	97.8	21.187	116.9	52.567
7 -	31.624	95.7	21.557	116.3	53.181	18 -	31.384	98.0	21.291	116.7	52.675
8 -	31.191	97.3	21.048	116.9	52.239	19 -	31.457	97.1	21.130	117.1	52.587
9 -	31.274	97.7	21.033	116.9	52.307	20 -	31.535	97.5	21.199	117.3	52.734
10 -	31.189	97.3	21.071	116.5	52.260	21 -	31.447	97.3	21.085	117.5	52.532
11 -	31.256	98.1	21.083	117.1	52.339	22 -	31.535	97.5	21.331	99.3	52.866
<b>34</b>		<b>Martin BYFORD</b>				<b>AB Glass / Z Speed Racing</b>					
1 -	32.807	100.0	<b>20.494</b>	<b>119.0</b>	53.301	12 -	30.746	99.4	20.990	116.5	51.736
2 -	<b>29.970</b>	100.2	20.525	118.1	<b>50.495</b>	13 -	30.896	98.8	21.043	116.1	51.939
3 -	30.132	<b>100.6</b>	20.536	117.5	50.668	14 -	30.736	99.1	20.982	116.1	51.718
4 -	30.259	100.3	20.578	117.3	50.837	15 -	30.802	98.8	20.998	116.9	51.800
5 -	30.398	100.2	20.687	116.9	51.085	16 -	30.837	98.1	21.077	116.3	51.914
6 -	30.495	100.0	20.804	117.3	51.299	17 -	30.914	99.0	21.024	116.3	51.938
7 -	30.393	99.4	20.746	117.1	51.139	18 -	30.846	98.8	21.091	116.5	51.937
8 -	30.558	99.0	20.881	115.3	51.439	19 -	31.088	98.3	21.037	116.5	52.125
9 -	30.590	99.7	20.869	116.9	51.459	20 -	30.928	98.3	21.058	116.3	51.986
10 -	30.683	99.9	20.875	116.7	51.558	21 -	31.036	99.0	21.083	116.7	52.119
11 -	30.738	98.7	20.966	116.5	51.704	22 -	31.043	98.3	21.106	117.1	52.149
<b>44</b>		<b>Freddy NORDSTROM</b>				<b>PlumberTraining.com / Advent Motorsport</b>					
1 -	32.936	98.3	20.827	<b>121.4</b>	53.763	12 -	31.130	98.5	21.102	117.9	52.232
2 -	30.915	<b>99.4</b>	<b>20.465</b>	121.1	51.380	13 -	31.036	98.4	21.022	117.5	52.058
3 -	30.771	<b>99.4</b>	20.552	120.1	<b>51.323</b>	14 -	31.090	98.7	21.069	117.7	52.159
4 -	<b>30.687</b>	<b>99.4</b>	20.727	119.4	51.414	15 -	31.114	98.3	21.359	116.9	52.473
5 -	30.814	98.7	20.812	119.2	51.626	16 -	31.166	99.0	21.340	116.7	52.506
6 -	30.810	98.4	20.940	116.9	51.750	17 -	31.180	99.3	21.296	117.3	52.476
7 -	30.891	97.8	20.926	117.3	51.817	18 -	31.225	98.8	21.210	118.4	52.435
8 -	31.017	98.3	21.009	117.9	52.026	19 -	31.252	98.7	21.547	117.7	52.799
9 -	30.906	98.7	21.071	117.9	51.977	20 -	31.720	99.0	21.187	117.7	52.907
10 -	31.061	98.0	21.035	118.1	52.096	21 -	31.276	98.7	21.281	118.1	52.557
11 -	31.058	98.3	21.047	117.9	52.105	22 -	32.009	98.0	21.644	117.9	53.653

# SEAT Cupra Championship

## ROUND 20 - SPEED TRAPS

SECTOR 1				SECTOR 2			FINISH LINE			
POS	NO	NAME	MPH	NO	NAME	MPH	NO	NAME	MPH	
1	8	James APPLEBY	100.6				44	Freddy NORDSTROM	121.4	
2	34	Martin BYFORD	100.6				3	Andrew HERRON	120.5	
3	2	Carl BREEZE	100.5				8	James APPLEBY	120.5	
4	3	Andrew HERRON	100.5				12	Steve MITCHELL	120.1	
5	1	Jonathan ADAM	100.3				2	Carl BREEZE	119.4	
6	25	Robert LAWSON	100.0				1	Jonathan ADAM	119.2	
7	7	Daniel WELCH	99.7				25	Robert LAWSON	119.2	
8	44	Freddy NORDSTROM	99.4				14	David NYE	119.0	
9	9	Jamie ACKERS	99.0				34	Martin BYFORD	119.0	
10	12	Steve MITCHELL	99.0				9	Jamie ACKERS	118.8	
11	32	Daniel ROWBOTTOM	98.7				32	Daniel ROWBOTTOM	118.8	
12	11	Jeremy GUMBLEY	98.4				7	Daniel WELCH	118.4	
13	14	David NYE	98.4				11	Jeremy GUMBLEY	118.1	

Weather / Track : Sunny / Dry

www.tsl-timing.com

Brands Indy  
 Circuit Length = 1.1986 miles  
 Start: 15:45 End: 16:04

Printed - 16.05 Sunday, 21 September 2008

# SEAT Cupra Championship

## ROUND 20 - BEST SECTORS

SECTOR 1			SECTOR 2			IDEAL / BEST COMPARISON						
POS	NO	NAME	TIME	NO	NAME	TIME	POS	NO	NAME	IDEAL	BEST	DIFF
1	34	BYFORD	29.970	25	LAWSON	20.424	1	34	BYFORD	50.464	50.495	0.031
2	1	ADAM	30.156	1	ADAM	20.427	2	1	ADAM	50.583	50.617	0.034
3	25	LAWSON	30.324	44	NORDSTROM	20.465	3	25	LAWSON	50.748	50.836	0.088
4	7	WELCH	30.368	34	BYFORD	20.494	4	7	WELCH	50.934	50.934	0.000
5	2	BREEZE	30.531	14	NYE	20.540	5	2	BREEZE	51.115	51.115	0.000
6	8	APPLEBY	30.537	7	WELCH	20.566	6	44	NORDSTROM	51.152	51.323	0.171
7	3	HERRON	30.674	2	BREEZE	20.584	7	8	APPLEBY	51.189	51.189	0.000
8	44	NORDSTROM	30.687	3	HERRON	20.607	8	3	HERRON	51.281	51.327	0.046
9	9	ACKERS	30.693	8	APPLEBY	20.652	9	14	NYE	51.339	51.380	0.041
10	12	MITCHELL	30.736	12	MITCHELL	20.706	10	12	MITCHELL	51.442	51.453	0.011
11	32	ROWBOTTOM	30.747	32	ROWBOTTOM	20.763	11	9	ACKERS	51.479	51.479	0.000
12	11	GUMBLEY	30.759	9	ACKERS	20.786	12	32	ROWBOTTOM	51.510	51.574	0.064
13	14	NYE	30.799	11	GUMBLEY	20.798	13	11	GUMBLEY	51.557	51.595	0.038
<b>Perfect lap</b>										<b>50.394</b>		

# SEAT Cupra Championship

## ROUND 20 - LAP CHART

Lap 1			Lap 2			Lap 3			Lap 4			Lap 5		
No	Behind	Laptime	No	Behind	Laptime	No	Behind	Laptime	No	Behind	Laptime	No	Behind	Laptime
34		53.301	34		50.495	34		50.668	34		50.837	34		51.085
1	0.204	53.404	1	0.326	50.617	1	0.371	50.713	1	0.345	50.811	1	0.272	51.012
7	1.049	53.972	7	1.488	50.934	7	1.784	50.964	7	2.117	51.170	7	2.249	51.217
25	1.837	54.354	25	2.178	50.836	25	2.413	50.903	25	2.954	51.378	25	3.193	51.324
2	2.125	54.403	2	2.788	51.158	2	3.235	51.115	2	3.772	51.374	2	4.025	51.338
3	2.317	54.313	3	3.149	51.327	3	3.853	51.372	3	4.394	51.378	3	4.929	51.620
44	2.524	53.763	44	3.409	51.380	44	4.064	51.323	44	4.641	51.414	44	5.182	51.626
8	2.813	53.632	8	4.032	51.714	8	4.553	51.189	8	5.099	51.383	8	5.559	51.545
11	3.466	53.786	11	4.566	51.595	11	5.688	51.790	11	6.758	51.907	11	7.478	51.805
12	3.866	53.888	12	4.824	51.453	12	5.918	51.762	12	7.026	51.945	12	8.063	52.122
9	4.627	54.274	9	5.611	51.479	9	6.579	51.636	9	7.661	51.919	9	8.625	52.049
32	4.956	54.525	32	6.099	51.638	32	7.005	51.574	32	8.458	52.290	32	9.147	51.774
14	5.578	56.483	14	6.725	51.642	14	7.437	51.380	14	8.722	52.122	14	9.725	52.088

# SEAT Cupra Championship

## ROUND 20 - LAP CHART

Lap 6			Lap 7			Lap 8			Lap 9			Lap 10		
No	Behind	Laptime	No	Behind	Laptime	No	Behind	Laptime	No	Behind	Laptime	No	Behind	Laptime
34		51.299	34		51.139	34		51.439	34		51.459	34		51.558
1	0.258	51.285	1	0.422	51.303	1	0.271	51.288	1	0.387	51.575	1	0.420	51.591
7	2.308	51.358	7	2.424	51.255	7	2.376	51.391	7	2.629	51.712	7	2.562	51.491
25	3.339	51.445	25	3.786	51.586	25	4.057	51.710	25	4.234	51.636	25	4.416	51.740
2	4.305	51.579	2	4.791	51.625	2	4.852	51.500	2	5.057	51.664	2	5.258	51.759
3	5.295	51.665	3	6.116	51.960	3	6.432	51.755	3	7.002	52.029	3	7.568	52.124
44	5.633	51.750	44	6.311	51.817	44	6.898	52.026	44	7.416	51.977	44	7.954	52.096
8	6.109	51.849	8	6.763	51.793	8	7.423	52.099	8	7.737	51.773	8	8.354	52.175
11	8.136	51.957	11	8.957	51.960	11	9.443	51.925	11	10.166	52.182	11	10.880	52.272
12	9.241	52.477	9	11.847	53.264	9	12.656	52.248	9	13.435	52.238	9	14.111	52.234
9	9.722	52.396	32	12.142	53.181	32	12.942	52.239	32	13.790	52.307	32	14.492	52.260
32	10.100	52.252	12	12.365	54.263	12	13.503	52.577	12	14.992	52.948	12	15.654	52.220
14	10.340	51.914	14	12.632	53.431	14	14.001	52.808	14	15.500	52.958	14	16.157	52.215

**SEAT Cupra Championship**  
**ROUND 20 - LAP CHART**

Lap 11			Lap 12			Lap 13			Lap 14			Lap 15		
No	Behind	Laptime	No	Behind	Laptime	No	Behind	Laptime	No	Behind	Laptime	No	Behind	Laptime
34		51.704	34		51.736	34		51.939	34		51.718	34		51.800
1	0.455	51.739	1	0.358	51.639	1	0.333	51.914	1	0.427	51.812	1	0.494	51.867
7	2.511	51.653	7	2.565	51.790	7	2.295	51.669	7	2.278	51.701	7	2.229	51.751
25	4.521	51.809	25	4.737	51.952	25	4.602	51.804	25	4.890	52.006	25	5.101	52.011
2	5.403	51.849	2	5.572	51.905	2	5.546	51.913	2	5.807	51.979	2	5.933	51.926
3	8.044	52.180	3	8.469	52.161	3	8.613	52.083	3	9.005	52.110	3	9.077	51.872
44	8.355	52.105	44	8.851	52.232	44	8.970	52.058	44	9.411	52.159	44	10.084	52.473
8	9.048	52.398	8	9.484	52.172	8	9.774	52.229	8	10.233	52.177	8	10.751	52.318
11	11.682	52.506	11	12.382	52.436	11	12.691	52.248	11	13.349	52.376	11	13.962	52.413
9	14.708	52.301	9	15.241	52.269	9	15.846	52.544	9	16.805	52.677	9	17.362	52.357
32	15.127	52.339	32	15.891	52.500	32	16.485	52.533	32	17.172	52.405	32	18.005	52.633
12	16.608	52.658	12	17.049	52.177	12	17.742	52.632	12	18.632	52.608	12	19.635	52.803
14	16.958	52.505	14	17.531	52.309	14	18.180	52.588	14	19.470	53.008	14	19.991	52.321

# SEAT Cupra Championship

## ROUND 20 - LAP CHART

Lap 16			Lap 17			Lap 18			Lap 19			Lap 20		
No	Behind	Laptime	No	Behind	Laptime	No	Behind	Laptime	No	Behind	Laptime	No	Behind	Laptime
34		51.914	34		51.938	34		51.937	34		52.125	34		51.986
1	0.477	51.897	1	0.487	51.948	1	0.316	51.766	1	0.287	52.096	1	0.373	52.072
7	2.414	52.099	7	2.495	52.019	7	2.718	52.160	7	2.637	52.044	7	2.739	52.088
25	5.260	52.073	25	5.364	52.042	25	5.752	52.325	25	5.752	52.125	25	6.081	52.315
2	6.000	51.981	2	6.178	52.116	2	6.533	52.292	2	6.509	52.101	2	6.591	52.068
3	9.360	52.197	3	9.583	52.161	3	9.892	52.246	3	10.088	52.321	3	10.409	52.307
44	10.676	52.506	44	11.214	52.476	44	11.712	52.435	44	12.386	52.799	44	13.307	52.907
8	11.114	52.277	8	11.505	52.329	8	12.115	52.547	8	12.665	52.675	8	13.712	53.033
11	14.521	52.473	11	15.381	52.798	11	16.152	52.708	11	16.578	52.551	11	17.489	52.897
9	18.258	52.810	9	18.793	52.473	9	19.582	52.726	9	19.922	52.465	9	20.598	52.662
32	18.695	52.604	32	19.324	52.567	32	20.062	52.675	32	20.524	52.587	32	21.272	52.734
12	20.416	52.695	12	21.074	52.596	12	21.967	52.830	12	22.794	52.952	12	23.623	52.815
14	20.773	52.696	14	21.636	52.801	14	22.370	52.671	14	23.139	52.894	14	24.118	52.965

# SEAT Cupra Championship

## ROUND 20 - LAP CHART

Lap 21			Lap 22		
No	Behind	Laptime	No	Behind	Laptime
34		52.119	34		52.149
1	0.371	52.117	1	0.383	52.161
7	2.846	52.226	7	3.272	52.575
25	6.016	52.054	25	6.178	52.311
2	6.536	52.064	2	6.608	52.221
3	10.684	52.394	3	11.235	52.700
44	13.745	52.557	44	15.249	53.653
8	14.080	52.487	8	15.520	53.589
11	18.302	52.932	11	19.021	52.868
9	21.033	52.554	9	21.732	52.848
32	21.685	52.532	32	22.402	52.866
14	24.677	52.678	14	25.163	52.635
12	25.008	53.504	12	25.739	52.880

# SEAT Cupra Championship

## ROUND 20 - POSITION CHART

No	Name	Laps Pos	1	2	3	4	5	6	7	8	9	10	11	12	13	14	15	16	17	18	19	20	21	22
			34	BYFORD	1	34	34	34	34	34	34	34	34	34	34	34	34	34	34	34	34	34	34	34
1	ADAM	2	1	1	1	1	1	1	1	1	1	1	1	1	1	1	1	1	1	1	1	1	1	1
7	WELCH	3	7	7	7	7	7	7	7	7	7	7	7	7	7	7	7	7	7	7	7	7	7	7
25	LAWSON	4	25	25	25	25	25	25	25	25	25	25	25	25	25	25	25	25	25	25	25	25	25	25
2	BREEZE	5	2	2	2	2	2	2	2	2	2	2	2	2	2	2	2	2	2	2	2	2	2	2
3	HERRON	6	3	3	3	3	3	3	3	3	3	3	3	3	3	3	3	3	3	3	3	3	3	3
44	NORDSTROM	7	44	44	44	44	44	44	44	44	44	44	44	44	44	44	44	44	44	44	44	44	44	44
8	APPLEBY	8	8	8	8	8	8	8	8	8	8	8	8	8	8	8	8	8	8	8	8	8	8	8
11	GUMBLEY	9	11	11	11	11	11	11	11	11	11	11	11	11	11	11	11	11	11	11	11	11	11	11
12	MITCHELL	10	12	12	12	12	12	12	9	9	9	9	9	9	9	9	9	9	9	9	9	9	9	9
9	ACKERS	11	9	9	9	9	9	9	32	32	32	32	32	32	32	32	32	32	32	32	32	32	32	32
32	ROWBOTTOM	12	32	32	32	32	32	32	12	12	12	12	12	12	12	12	12	12	12	12	12	12	14	14
14	NYE	13	14	14	14	14	14	14	14	14	14	14	14	14	14	14	14	14	14	14	14	14	12	12