



MICHELIN GINETTA GT SUPERCUP CHAMPIONSHIP

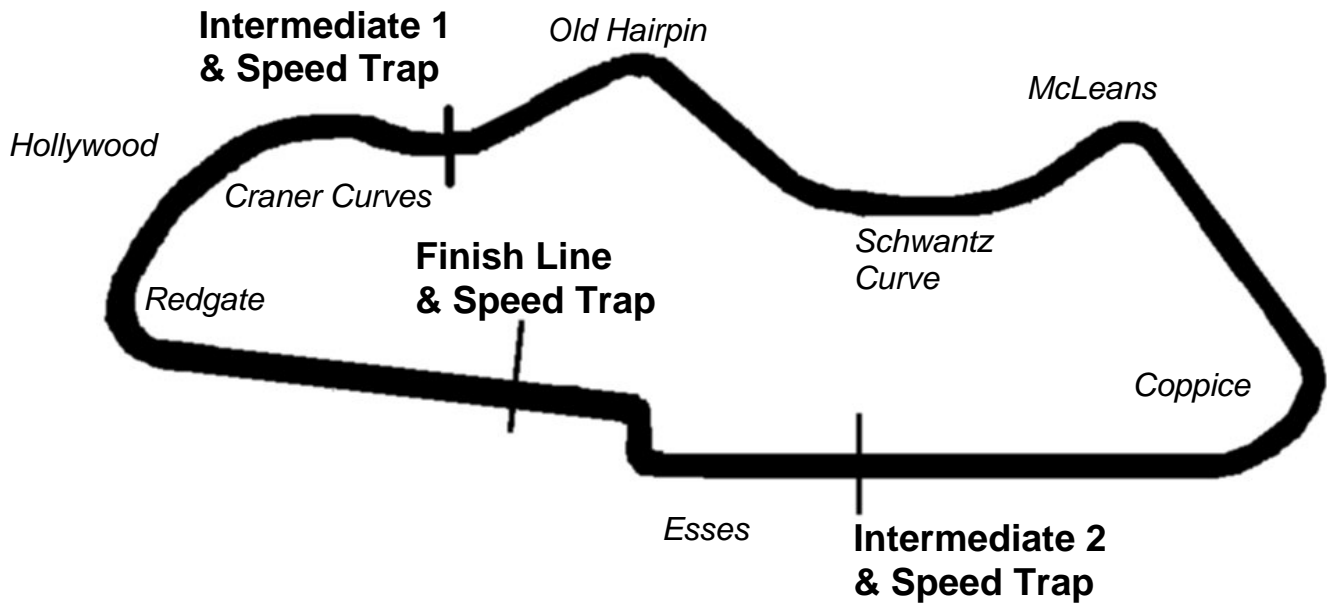
**Rounds 4, 5 & 6
Donington Park National**

16th / 17th April 2011



Results Provided by Timing Solutions Ltd
www.tsl-timing.com

DONINGTON PARK NATIONAL



Circuit Length: 1.979 miles / 3185 metres
Intermediate 1: 950 metres
Intermediate 2: 2650 metres
Pit In: 3135 metres
Pit Out: 236 metres after Finish Line

2011 Michelin Ginetta GT Supercup

QUALIFYING - ROUND 4 - CLASSIFICATION

POS	NO	CL	NAME	NAT	ENTRY	TIME	ON	LAPS	GAP	DIFF	MPH
1	10	G55	Tom SHARP	GBR	IDL	1:10.438	10	15			101.14
2	3	G55	Carl BREEZE	GBR	TCR	1:10.482	3	3	0.044	0.044	101.08
3	33	G55	Adam MORGAN	GBR	Cicely Racing	1:10.492	4	12	0.054	0.010	101.07
4	73	G55	Nathan FREKE	GBR	theplayer.co.uk	1:10.788	7	8	0.350	0.296	100.64
5	71	G55	George MURRELLS	GBR	Optimum Motorsport / Poor Boys	1:11.086	13	13	0.648	0.298	100.22
6	32	G55	Freddie HETHERINGTON	GBR	Century Motorsport	1:11.133	10	11	0.695	0.047	100.15
7	75	G55	Joachim RITTER	SUI	TCR	1:11.367	6	7	0.929	0.234	99.83
8	8	G55	Alistair JAMES	GBR	Plans Motorsport	1:11.468	15	16	1.030	0.101	99.68
9	80	G50	Tom INGRAM	GBR	Plans Motorsport	1:11.728	10	15	1.290	0.260	99.32
10	44	G55	Jordan SKINNER	GBR	Brookland Speed Racing	1:11.736	3	16	1.298	0.008	99.31
11	94	G50	Jake HILL	GBR	Optimum Motorsport / Poor Boys	1:11.741	8	16	1.303	0.005	99.31
12	27	G50	Jody FANNIN	GBR	Pyro	1:11.858	5	14	1.420	0.117	99.14
13	78	G55	Colin WHITE	GBR	CWS	1:12.041	6	14	1.603	0.183	98.89
14	46	G50	Robert GAFFNEY	GBR	Meridian Motorsport	1:12.159	9	13	1.721	0.118	98.73
15	5	G50	Andrew RICHARDSON	GBR	Richardson Racing	1:12.204	7	13	1.766	0.045	98.67
16	31	G50	Aaron WILLIAMSON	GBR	FML	1:12.367	11	13	1.929	0.163	98.45
17	2	G50	Louise RICHARDSON	GBR	Richardson Racing	1:12.417	7	13	1.979	0.050	98.38
18	11	G50	Connaire FINN	IRL	Beacon Racing	1:13.396	9	14	2.958	0.979	97.07

Cars 8, 73, 75 & 78 Fastest lap times disallowed - yellow flag infringements

Weather / Track : Sunny / Dry

These results are provisional until the conclusion of any judicial and technical matters.

Donington Park National
Circuit Length = 1.9791 miles
Start: 10:58 End: 11:26

Clerk of Course :	Timekeeper :
-------------------	--------------

2011 Michelin Ginetta GT Supercup

QUALIFYING - ROUND 4 - SECTOR ANALYSIS

2	Louise RICHARDSON				G50					
1 -	Out 81.1	49.636 98.5	16.339 91.7	1:30.831	8 -	7:33.750 111.7	39.109 123.4	12.891 104.9	8:25.750	
2 -	24.211 104.5	42.096 122.2	In	1:24.146 P	9 -	21.038 127.1	40.168 124.3	12.951 105.6	1:14.157	
3 -	Out 97.1	41.357 122.7	13.241 105.6	2:16.274	10 -	21.004 125.4	38.493 123.6	12.967 104.5	1:12.464	
4 -	23.375 75.7	44.793 114.7	14.423 105.6	1:22.591	11 -	20.988 125.7	39.858 103.9	13.823 105.4	1:14.669	
5 -	22.196 111.8	38.667 124.0	13.042 104.7	1:13.905	12 -	21.157 126.4	39.021 123.6	13.712 100.8	1:13.890	
6 -	21.000 127.6	38.775 123.6	12.909 104.7	1:12.684	13 -	21.113 127.1	38.602 123.4	12.997 104.2	1:12.712	
7 -	20.988 126.6	38.428 123.6	13.001 104.2	1:12.417						
3	Carl BREEZE				G55					
1 -	Out 100.5	44.963 103.9	13.892 102.9	1:20.924	3 -	20.591 128.8	37.248 123.8	12.643 105.9	1:10.482	
2 -	21.084 125.2	38.645 114.5	13.568 105.9	1:13.297						
5	Andrew RICHARDSON				G50					
1 -	Out 113.6	40.373 122.7	13.247 104.9	1:12.689	8 -	7:29.976 118.6	39.065 124.7	13.095 105.4	8:22.136	
2 -	21.117 121.6	38.611 124.7	12.983 106.1	1:12.711	9 -	20.899 127.3	39.107 122.5	12.894 105.2	1:12.900	
3 -	21.012 125.7	38.560 123.4	13.075 105.2	1:12.647	10 -	20.943 124.3	38.405 122.5	13.616 96.2	1:12.964	
4 -	20.905 125.4	38.404 122.9	12.901 105.6	1:12.210	11 -	21.920 125.9	39.143 114.9	13.138 104.7	1:14.201	
5 -	21.208 125.0	38.635 123.4	In	1:16.083 P	12 -	21.040 125.0	38.431 122.9	12.847 105.4	1:12.318	
6 -	Out 125.9	38.540 123.4	12.875 105.1	2:18.121	13 -	20.958 125.7	38.546 122.9	12.914 105.1	1:12.418	
7 -	21.015 125.2	38.312 123.4	12.877 105.1	1:12.204						
8	Alistair JAMES				G55					
1 -	Out 100.5	43.736 119.2	14.902 101.2	1:20.068	9 -	21.045 127.8	37.776 123.8	13.062 104.2	1:11.883	
2 -	23.248 99.4	41.763 120.9	13.666 104.2	1:18.677	10 -	6:52.562 126.4	39.263 103.9	13.802 105.1	7:45.627	
3 -	21.012 129.3	38.097 123.1	13.422 103.9	1:12.531	11 -	20.898 127.8	38.645 120.5	13.312 104.2	1:12.855	
4 -	21.012 127.6	37.878 122.7	13.194 103.7	1:12.084	12 -	20.798 128.6	37.886 122.7	13.049 104.0	1:11.733	
5 -	20.774 128.6	38.371 123.1	13.376 104.0	1:12.521	13 -	20.880 127.6	37.771 123.1	13.092 104.7	1:11.743	
6 -	20.906 128.3	37.836 123.1	12.956 104.4	1:11.698	14 -	20.969 127.8	37.997 123.8	12.894 104.9	1:11.860	
7 -	20.693 129.6	37.785 124.0	12.911 104.9	1:11.389	15 -	20.778 127.6	37.867 123.1	12.823 104.0	1:11.468	
8 -	20.748 129.6	37.899 123.4	13.201 103.7	1:11.848	16 -	20.777 128.1	37.895 123.4	13.116 103.4	1:11.788	
10	Tom SHARP				G55					
1 -	Out 98.4	43.951 101.5	15.847 93.0	1:20.795	9 -	6:50.847 123.6	37.875 123.6	12.802 105.4	7:41.524	
2 -	24.493 96.1	42.812 115.3	14.519 100.9	1:21.824	10 -	20.579 127.8	37.273 123.6	12.586 105.6	1:10.438	
3 -	22.352 105.2	45.431 99.0	15.480 87.5	1:23.263	11 -	20.739 125.9	37.351 123.1	12.622 105.1	1:10.712	
4 -	24.812 91.3	42.685 120.5	12.729 106.3	1:20.226	12 -	20.668 127.3	37.393 123.1	12.657 105.2	1:10.718	
5 -	21.188 91.8	46.134 108.9	14.596 90.5	1:21.918	13 -	20.675 127.1	37.310 123.1	12.519 105.6	1:10.504	
6 -	26.598 99.3	42.018 122.0	14.308 95.3	1:22.924	14 -	20.669 128.3	37.436 123.4	12.636 104.5	1:10.741	
7 -	24.101 102.5	43.382 111.7	13.710 99.2	1:21.193	15 -	20.697 127.6	37.447 123.6	12.542 104.9	1:10.686	
8 -	22.480 107.9	43.220 108.8	14.162 103.2	1:19.862						
11	Connaire FINN				G50					
1 -	Out 94.0	43.857 95.7	15.790 101.4	1:21.098	8 -	Out 118.4	39.409 122.9	13.323 104.0	9:20.724	
2 -	21.770 115.7	41.848 122.2	14.077 103.9	1:17.695	9 -	21.262 126.6	39.057 123.1	13.077 103.7	1:13.396	
3 -	37.737 37.6	51.025 122.9	13.556 104.2	1:42.318	10 -	21.101 128.8	38.773 125.0	16.671 95.2	1:16.545	
4 -	21.750 118.8	39.927 122.9	13.834 103.9	1:15.511	11 -	21.498 128.3	39.277 123.6	13.208 104.9	1:13.983	
5 -	21.494 120.1	39.376 123.4	13.587 104.5	1:14.457	12 -	21.265 126.1	38.928 124.5	13.341 105.1	1:13.534	
6 -	21.333 118.4	39.406 122.5	13.070 103.5	1:13.809	13 -	21.382 123.8	38.871 123.6	13.250 104.9	1:13.503	
7 -	21.446 124.7	41.683 122.9	In	1:22.000 P	14 -	21.171 129.1	1:12.788 78.6	16.113 96.1	1:50.072	
27	Jody FANNIN				G50					
1 -	Out 101.5	48.413 115.7	13.595 106.6	1:24.805	8 -	20.961 118.1	47.103 57.0	In	1:27.924 P	
2 -	22.003 112.6	48.569 101.4	15.946 107.2	1:26.518	9 -	Out 122.0	38.919 124.5	12.985 106.1	8:44.460	
3 -	20.998 125.2	38.384 124.5	12.836 106.6	1:12.218	10 -	21.027 129.1	38.281 124.0	12.723 106.4	1:12.031	
4 -	21.056 128.3	38.383 124.3	12.738 106.3	1:12.177	11 -	20.845 128.6	38.484 124.3	15.422 105.4	1:14.751	
5 -	20.833 129.6	38.294 124.3	12.731 106.4	1:11.858	12 -	20.953 129.3	38.625 123.6	12.748 106.8	1:12.326	
6 -	20.965 125.4	38.991 123.6	13.010 106.1	1:12.966	13 -	20.852 128.1	43.558 124.7	12.918 107.0	1:17.328	
7 -	21.032 118.8	42.922 110.6	13.221 106.6	1:17.175	14 -	20.847 128.3	38.419 124.7	12.724 106.8	1:11.990	

Weather / Track : Sunny / Dry

Donington Park National
Circuit Length = 1.9791 miles
Start: 10:58 End: 11:26

2011 Michelin Ginetta GT Supercup

QUALIFYING - ROUND 4 - SECTOR ANALYSIS

31	Aaron WILLIAMSON				G50				
1 -	Out 95.9	44.613 94.4	16.088 94.4	1:21.948	8 -	7:45.279 126.1	38.548 123.4	12.917 105.4	8:36.744
2 -	26.170 86.1	46.479 96.8	16.345 94.4	1:28.994	9 -	21.071 127.8	38.405 122.9	12.918 105.2	1:12.394
3 -	23.116 128.1	41.993 121.6	14.203 102.4	1:19.312	10 -	21.027 127.8	38.758 123.4	13.123 105.9	1:12.908
4 -	24.048 93.2	44.102 107.7	In	1:25.169 P	11 -	20.955 128.6	38.426 123.8	12.986 105.9	1:12.367
5 -	Out 97.0	41.685 123.4	13.148 105.4	2:48.748	12 -	20.980 128.1	38.973 122.9	13.044 105.2	1:12.997
6 -	21.038 127.6	40.766 123.6	13.254 105.1	1:15.058	13 -	21.269 123.8	38.869 122.9	12.873 105.2	1:13.011
7 -	20.992 128.1	38.424 124.0	12.959 105.1	1:12.375					
32	Freddie HETHERINGTON				G55				
1 -	Out 82.4	46.846 120.9	13.867 103.4	1:26.924	7 -	21.442 95.6	40.470 124.7	12.761 104.9	1:14.673
2 -	21.771 105.4	41.351 123.4	13.018 105.2	1:16.140	8 -	20.710 127.6	37.887 125.0	12.714 105.2	1:11.311
3 -	20.991 128.1	38.099 122.9	12.933 105.4	1:12.023	9 -	7:09.772 104.0	44.286 59.9	15.402 105.1	8:09.460
4 -	20.719 128.6	37.936 124.0	12.794 105.7	1:11.449	10 -	20.796 126.9	37.593 125.7	12.744 105.2	1:11.133
5 -	20.932 127.6	37.959 123.4	12.784 105.1	1:11.675	11 -	20.822 128.6	37.606 125.2	In	1:15.152 P
6 -	20.907 107.7	43.337 116.9	12.851 105.1	1:17.095					
33	Adam MORGAN				G55				
1 -	Out 106.9	41.948 121.6	13.660 102.7	1:15.802	7 -	21.588 110.6	40.481 115.9	In	1:20.447 P
2 -	21.260 126.9	38.228 122.9	12.970 104.2	1:12.458	8 -	Out 116.3	38.662 124.7	12.798 104.5	10:21.270
3 -	20.804 127.3	37.383 125.0	12.696 105.6	1:10.883	9 -	20.822 128.1	37.502 123.6	12.808 105.1	1:11.132
4 -	20.529 128.1	37.264 124.7	12.699 105.6	1:10.492	10 -	20.735 128.6	37.257 123.6	12.884 105.4	1:10.876
5 -	20.574 128.8	37.761 123.6	12.851 105.2	1:11.186	11 -	20.610 127.3	37.477 123.4	12.975 102.0	1:11.062
6 -	20.641 128.8	37.427 125.4	12.582 105.7	1:10.650	12 -	21.994 114.5	39.677 119.2	In	1:20.313 P
44	Jordan SKINNER				G55				
1 -	Out 102.8	42.299 116.5	14.589 103.7	1:17.808	9 -	20.954 127.3	39.776 122.0	13.417 102.5	1:14.147
2 -	23.503 116.9	38.813 122.7	13.218 103.4	1:15.534	10 -	7:10.196 116.1	38.910 123.4	13.328 103.0	8:02.434
3 -	21.049 126.4	37.789 123.8	12.898 104.4	1:11.736	11 -	23.408 122.5	38.117 123.4	13.005 104.2	1:14.530
4 -	20.791 126.4	37.923 122.2	13.044 103.9	1:11.758	12 -	20.904 126.4	37.715 123.4	13.126 103.4	1:11.745
5 -	20.868 126.6	37.807 123.1	13.108 103.5	1:11.783	13 -	20.850 126.1	38.034 122.7	13.072 104.0	1:11.956
6 -	20.968 127.8	37.839 123.1	13.037 104.0	1:11.844	14 -	22.379 94.3	41.488 122.9	13.037 103.9	1:16.904
7 -	20.962 124.7	38.952 122.5	13.363 102.4	1:13.277	15 -	20.858 126.9	38.189 122.9	13.095 103.0	1:12.142
8 -	20.913 126.1	38.047 123.8	12.974 103.9	1:11.934	16 -	20.984 126.6	38.431 122.7	13.018 103.2	1:12.433
46	Robert GAFFNEY				G50				
1 -	Out 97.3	45.954 121.4	13.510 104.9	1:24.029	8 -	Out 113.6	39.273 125.2	13.358 104.2	9:46.333
2 -	21.434 127.8	38.670 124.3	14.873 102.9	1:14.977	9 -	20.956 128.6	38.410 124.5	12.793 105.2	1:12.159
3 -	21.136 128.6	38.566 124.0	12.965 105.2	1:12.667	10 -	21.121 128.1	38.212 126.4	In	1:32.120 P
4 -	21.356 127.6	38.502 123.1	12.951 103.7	1:12.809	11 -	Out 113.6	38.955 123.4	13.140 104.0	2:03.342
5 -	21.033 126.1	38.661 123.4	12.878 104.2	1:12.572	12 -	21.185 125.9	38.436 123.1	13.054 103.4	1:12.675
6 -	21.132 124.0	38.783 123.1	13.140 103.9	1:13.055	13 -	21.114 125.7	38.491 123.4	12.973 104.9	1:12.578
7 -	22.986 104.4	42.324 114.1	In	1:24.037 P					
71	George MURRELLS				G55				
1 -	Out 114.5	41.297 122.0	14.264 104.9	1:14.870	8 -	8:01.951 115.9	39.305 99.1	14.285 105.2	8:55.541
2 -	21.387 125.7	38.616 122.9	12.891 104.5	1:12.894	9 -	20.672 127.1	37.717 123.4	12.734 104.5	1:11.123
3 -	20.832 125.9	37.900 123.6	12.771 103.4	1:11.503	10 -	20.955 125.7	39.711 101.8	14.113 105.2	1:14.779
4 -	20.937 125.9	50.896 121.6	13.185 104.0	1:25.018	11 -	20.669 126.4	37.828 123.6	12.627 105.4	1:11.124
5 -	20.893 125.2	38.380 122.5	In	1:15.710 P	12 -	20.643 126.4	37.621 123.1	12.879 101.9	1:11.143
6 -	Out 118.1	42.425 105.7	14.413 103.7	3:12.653	13 -	20.892 126.9	37.583 123.4	12.611 104.0	1:11.086
7 -	20.737 126.1	37.656 124.0	12.701 104.2	1:11.094					
73	Nathan FREKE				G55				
1 -	Out 81.3	46.410 119.2	13.895 101.7	1:27.253	5 -	20.654 128.6	37.277 124.3	12.467 105.6	1:10.398
2 -	22.382 88.7	41.267 122.9	12.903 105.1	1:16.552	6 -	22.552 82.6	58.756 116.1	12.903 104.9	1:34.211
3 -	20.814 127.6	37.907 122.9	12.708 104.9	1:11.429	7 -	20.713 128.6	37.477 123.8	12.598 104.5	1:10.788
4 -	20.575 129.6	37.537 123.1	12.714 105.2	1:10.826	8 -	20.730 127.8	37.782 123.4	In	1:16.184 P
75	Joachim RITTER				G55				
1 -	Out 82.8	49.434 91.7	15.569 89.1	1:30.345	5 -	20.846 127.1	41.407 122.9	12.792 106.3	1:15.045
2 -	24.186 106.5	41.486 110.6	14.180 106.1	1:19.852	6 -	20.737 128.6	37.793 123.6	12.837 105.9	1:11.367

Weather / Track : Sunny / Dry

Donington Park National
Circuit Length = 1.9791 miles
Start: 10:58 End: 11:26

2011 Michelin Ginetta GT Supercup

QUALIFYING - ROUND 4 - SECTOR ANALYSIS

3 -	21.015	126.1	40.357	124.3	13.032	106.3	1:14.404	7 -	20.868	128.1	37.674	124.7	12.756	105.9	1:11.298
4 -	20.607	129.6	38.040	125.0	12.752	108.3	1:11.399								
78	Colin WHITE		G55												
1 -	Out	99.3	42.221	121.4	14.361	104.2	1:17.726	8 -	20.952	128.3	38.016	123.6	13.166	103.7	1:12.134
2 -	22.186	123.1	41.504	113.6	15.454	97.5	1:19.144	9 -	7:54.022	124.7	39.034	123.1	13.981	104.5	8:47.037
3 -	22.997	105.2	44.488	99.6	15.131	93.0	1:22.616	10 -	21.165	127.3	38.852	122.2	13.297	104.2	1:13.314
4 -	24.588	84.2	44.173	122.2	13.404	105.2	1:22.165	11 -	20.861	127.6	39.638	113.0	14.884	105.1	1:15.383
5 -	20.992	121.1	40.756	123.1	13.001	105.7	1:14.749	12 -	20.902	127.3	38.228	122.0	13.342	104.0	1:12.472
6 -	21.008	128.1	37.909	123.6	13.124	104.9	1:12.041	13 -	20.781	128.3	38.367	122.9	13.082	104.0	1:12.230
7 -	20.807	128.6	37.872	123.8	13.174	103.9	1:11.853	14 -	20.789	128.1	38.734	118.4	In		1:18.237 P
80	Tom INGRAM		G50												
1 -	Out	112.8	40.386	119.4	14.116	102.4	1:15.223	9 -	7:32.332	126.9	38.458	124.0	12.889	105.4	8:23.679
2 -	21.598	121.8	39.816	118.8	In		1:17.700 P	10 -	20.878	127.8	38.117	123.6	12.733	105.2	1:11.728
3 -	Out	127.6	38.326	122.5	12.966	105.1	1:59.291	11 -	20.839	128.3	38.176	123.1	13.059	104.0	1:12.074
4 -	20.907	127.1	38.201	123.1	12.938	105.4	1:12.046	12 -	20.916	128.1	38.119	122.7	12.922	104.9	1:11.957
5 -	20.919	128.3	38.463	123.8	13.217	105.7	1:12.599	13 -	20.928	127.3	38.629	122.2	13.750	105.2	1:13.307
6 -	20.839	126.4	38.078	123.8	12.986	104.4	1:11.903	14 -	21.132	126.9	40.345	122.5	12.843	104.5	1:14.320
7 -	20.936	128.6	38.428	123.6	12.887	104.7	1:12.251	15 -	20.934	127.8	38.142	123.4	12.769	105.7	1:11.845
8 -	20.891	126.9	38.317	122.9	12.927	104.4	1:12.135								
94	Jake HILL		G50												
1 -	Out	107.9	41.718	116.9	13.729	104.4	1:15.404	9 -	20.849	127.6	38.384	124.5	12.936	105.2	1:12.169
2 -	21.602	120.7	39.784	125.0	12.962	105.4	1:14.348	10 -	6:53.376	113.0	38.558	125.9	13.072	106.6	7:45.006
3 -	20.945	125.2	38.215	124.5	12.788	106.4	1:11.948	11 -	20.848	128.6	38.680	123.1	12.817	105.9	1:12.345
4 -	20.676	128.6	39.867	115.9	13.002	106.6	1:13.545	12 -	20.862	126.4	38.323	124.3	12.969	105.7	1:12.154
5 -	20.959	125.2	38.109	124.7	12.881	106.4	1:11.949	13 -	20.856	127.6	38.385	123.6	12.913	105.6	1:12.154
6 -	22.174	96.7	43.638	102.9	15.175	95.2	1:20.987	14 -	24.558	88.8	40.874	124.5	13.351	106.1	1:18.783
7 -	24.020	110.4	40.575	124.3	12.793	105.9	1:17.388	15 -	21.151	112.6	43.976	120.5	12.903	104.7	1:18.030
8 -	20.796	127.8	38.071	124.7	12.874	105.6	1:11.741	16 -	21.052	124.7	38.449	125.2	12.878	106.3	1:12.379

Weather / Track : Sunny / Dry

Donington Park National
Circuit Length = 1.9791 miles
Start: 10:58 End: 11:26

2011 Michelin Ginetta GT Supercup

QUALIFYING - ROUND 4 - SPEED TRAPS

SECTOR 1				SECTOR 2			FINISH LINE			
POS	NO	NAME	MPH	NO	NAME	MPH	NO	NAME	MPH	
1	8	Alistair JAMES	129.6	46	Robert GAFFNEY	126.4	75	Joachim RITTER	108.3	
2	27	Jody FANNIN	129.6	94	Jake HILL	125.9	27	Jody FANNIN	107.2	
3	73	Nathan FREKE	129.6	32	Freddie HETHERINGTON	125.7	94	Jake HILL	106.6	
4	75	Joachim RITTER	129.6	33	Adam MORGAN	125.4	10	Tom SHARP	106.3	
5	3	Carl BREEZE	129.1	11	Connaire FINN	125.0	5	Andrew RICHARDSON	106.1	
6	11	Connaire FINN	129.1	75	Joachim RITTER	125.0	3	Carl BREEZE	105.9	
7	32	Freddie HETHERINGTON	129.1	5	Andrew RICHARDSON	124.7	31	Aaron WILLIAMSON	105.9	
8	33	Adam MORGAN	128.8	27	Jody FANNIN	124.7	32	Freddie HETHERINGTON	105.7	
9	78	Colin WHITE	128.8	2	Louise RICHARDSON	124.3	33	Adam MORGAN	105.7	
10	31	Aaron WILLIAMSON	128.6	73	Nathan FREKE	124.3	78	Colin WHITE	105.7	
11	46	Robert GAFFNEY	128.6	8	Alistair JAMES	124.0	80	Tom INGRAM	105.7	
12	80	Tom INGRAM	128.6	31	Aaron WILLIAMSON	124.0	2	Louise RICHARDSON	105.6	
13	94	Jake HILL	128.6	71	George MURRELLS	124.0	73	Nathan FREKE	105.6	
14	10	Tom SHARP	128.3	80	Tom INGRAM	124.0	71	George MURRELLS	105.4	
15	44	Jordan SKINNER	127.8	3	Carl BREEZE	123.8	46	Robert GAFFNEY	105.2	
16	2	Louise RICHARDSON	127.6	44	Jordan SKINNER	123.8	8	Alistair JAMES	105.1	
17	5	Andrew RICHARDSON	127.3	78	Colin WHITE	123.8	11	Connaire FINN	105.1	
18	71	George MURRELLS	127.1	10	Tom SHARP	123.6	44	Jordan SKINNER	104.4	

Weather / Track : Sunny / Dry

Donington Park National
 Circuit Length = 1.9791 miles
 Start: 10:58 End: 11:26

2011 Michelin Ginetta GT Supercup


QUALIFYING - ROUND 4 - BEST SECTOR TIMES

SECTOR 1			SECTOR 2			SECTOR 3			IDEAL / BEST COMPARISON						
POS	NO	NAME	TIME	NO	NAME	TIME	NO	NAME	TIME	POS	NO	NAME	IDEAL	BEST	DIFF
1	3	BREEZE	20.396	3	BREEZE	37.248	73	FREKE	12.467	1	3	BREEZE	1:10.287	1:10.482	0.195
2	33	MORGAN	20.529	33	MORGAN	37.257	10	SHARP	12.519	2	73	FREKE	1:10.319	1:10.398	0.079
3	73	FREKE	20.575	10	SHARP	37.273	33	MORGAN	12.582	3	33	MORGAN	1:10.368	1:10.492	0.124
4	10	SHARP	20.579	73	FREKE	37.277	71	MURRELLS	12.611	4	10	SHARP	1:10.371	1:10.438	0.067
5	75	RITTER	20.607	75	RITTER	37.511	3	BREEZE	12.643	5	71	MURRELLS	1:10.828	1:11.086	0.258
6	71	MURRELLS	20.634	71	MURRELLS	37.583	32	HETHERINGTON	12.714	6	75	RITTER	1:10.870	1:11.298	0.428
7	94	HILL	20.676	32	HETHERINGTON	37.593	27	FANNIN	12.723	7	32	HETHERINGTON	1:11.017	1:11.133	0.116
8	8	JAMES	20.693	44	SKINNER	37.715	80	INGRAM	12.733	8	8	JAMES	1:11.287	1:11.389	0.102
9	32	HETHERINGTON	20.710	8	JAMES	37.771	75	RITTER	12.752	9	44	SKINNER	1:11.404	1:11.736	0.332
10	78	WHITE	20.781	78	WHITE	37.872	94	HILL	12.788	10	94	HILL	1:11.535	1:11.741	0.206
11	44	SKINNER	20.791	80	INGRAM	38.039	46	GAFFNEY	12.793	11	80	INGRAM	1:11.611	1:11.728	0.117
12	27	FANNIN	20.833	94	HILL	38.071	8	JAMES	12.823	12	78	WHITE	1:11.654	1:11.853	0.199
13	80	INGRAM	20.839	46	GAFFNEY	38.212	5	RICHARDSON	12.847	13	27	FANNIN	1:11.837	1:11.858	0.021
14	5	RICHARDSON	20.899	27	FANNIN	38.281	31	WILLIAMSON	12.873	14	46	GAFFNEY	1:11.961	1:12.159	0.198
15	31	WILLIAMSON	20.955	5	RICHARDSON	38.312	2	RICHARDSON	12.891	15	5	RICHARDSON	1:12.058	1:12.204	0.146
16	46	GAFFNEY	20.956	31	WILLIAMSON	38.405	44	SKINNER	12.898	16	31	WILLIAMSON	1:12.233	1:12.367	0.134
17	2	RICHARDSON	20.988	2	RICHARDSON	38.423	78	WHITE	13.001	17	2	RICHARDSON	1:12.302	1:12.417	0.115
18	11	FINN	21.101	11	FINN	38.773	11	FINN	13.070	18	11	FINN	1:12.944	1:13.396	0.452
											Perfect Lap		1:10.111		

Weather / Track : Sunny / Dry

Donington Park National
Circuit Length = 1.9791 miles
Start: 10:58 End: 11:26

2011 Michelin Ginetta GT Supercup
ROUND 4 - GRID - AMENDED

ROW 9	1:12.417 2 Louise RICHARDSON	1:13.396 11 Connair FINN
ROW 8	1:12.204 5 Andrew RICHARDSON	1:12.367 31 Aaron WILLIAMSON
ROW 7	1:12.041 78 Colin WHITE	1:12.159 46 Robert GAFFNEY
ROW 6	1:11.741 94 Jake HILL	1:11.858 27 Jody FANNIN
ROW 5	1:11.728 80 Tom INGRAM	1:11.736 44 Jordan SKINNER
ROW 4	1:11.367 75 Joachim RITTER	1:11.468 8 Alistair JAMES
ROW 3	1:11.086 71 George MURRELLS	1:11.133 32 Freddie HETHERINGTON
ROW 2	1:10.492 33 Adam MORGAN	1:10.788 73 Nathan FREKE
ROW 1	1:10.438 10 Tom SHARP	1:10.482 3 Carl BREEZE
Pole		
		

Donington Park National
 Circuit Length = 1.9791 miles

These results are provisional until the conclusion of any judicial and technical matters.

Clerk of Course :		Timekeeper :
-------------------	--	--------------

2011 Michelin Ginetta GT Supercup

ROUND 4 - CLASSIFICATION

POS	NO	CL	NAME	NAT	ENTRY	LAPS	TIME	GAP	DIFF	MPH	BEST	ON
1	10	G55	Tom SHARP	GBR	IDL	12	14:16.068			99.87	1:10.848	7
2	3	G55	Carl BREEZE	GBR	TCR	12	14:17.259	1.191	1.191	99.73	1:10.844	7
3	33	G55	Adam MORGAN	GBR	Cicely Racing	12	14:20.336	4.268	3.077	99.37	1:11.009	6
4	71	G55	George MURRELLS	GBR	Optimum Motorsport / Poor Boys	12	14:24.277	8.209	3.941	98.92	1:11.007	7
5	32	G55	Freddie HETHERINGTON	GBR	Century Motorsport	12	14:26.582	10.514	2.305	98.65	1:11.312	10
6	80	G50	Tom INGRAM	GBR	Plans Motorsport	12	14:32.738	16.670	6.156	97.96	1:11.732	7
7	94	G50	Jake HILL	GBR	Optimum Motorsport / Poor Boys	12	14:35.580	19.512	2.842	97.64	1:12.100	5
8	78	G55	Colin WHITE	GBR	CWS	12	14:38.247	22.179	2.667	97.34	1:11.670	8
9	46	G50	Robert GAFFNEY	GBR	Meridian Motorsport	12	14:39.967	23.899	1.720	97.15	1:12.372	7
10	31	G50	Aaron WILLIAMSON	GBR	FML	12	14:42.243	26.175	2.276	96.90	1:12.105	6
11	27	G50	Jody FANNIN	GBR	Pyro	12	14:43.832	27.764	1.589	96.73	1:12.291	8
12	44	G55	Jordan SKINNER	GBR	Brookland Speed Racing	12	14:50.831	34.763	6.999	95.97	1:11.917	9
13	2	G50	Louise RICHARDSON	GBR	Richardson Racing	12	14:56.080	40.012	5.249	95.41	1:12.765	5
14	11	G50	Connaire FINN	IRL	Beacon Racing	12	14:56.693	40.625	0.613	95.34	1:13.164	12
NOT CLASSIFIED												
DNF	5	G50	Andrew RICHARDSON	GBR	Richardson Racing	3	3:50.484	9 laps	9 laps	92.73	1:12.955	2
DNF	73	G55	Nathan FREKE	GBR	theplayer.co.uk	1	1:15.821	11 laps	2 laps	93.96		
DNF	8	G55	Alistair JAMES	GBR	Plans Motorsport	1	2:01.096	11 laps	45.275	58.83		
DNF	75	G55	Joachim RITTER	SUI	TCR	0						
FASTEST LAP												
3	G55	Carl BREEZE	GBR	TCR	7	1:10.844		100.56 mph		161.84 kph		
80	G50	Tom INGRAM	GBR	Plans Motorsport	7	1:11.732		99.32 mph		159.84 kph		

Weather / Track : Sunny / Dry

These results are provisional until the conclusion of any judicial and technical matters.

Donington Park National
Circuit Length = 1.9791 miles
Start: 16:23 End: 16:38

Clerk of Course :		Timekeeper :
-------------------	--	--------------

2011 Michelin Ginetta GT Supercup

ROUND 4 - SECTOR ANALYSIS

2	Louise RICHARDSON				G50										
1 -	117.5	40.263	125.2	13.653	101.2	1:23.353	7 -	21.721	126.9	38.686	124.0	12.999	104.9	1:13.406	
2 -	21.665	127.3	38.561	123.6	12.700	106.3	1:12.926	8 -	21.087	127.3	38.761	123.1	21.487	99.8	1:21.335
3 -	21.256	127.3	38.788	123.4	13.853	101.1	1:13.897	9 -	21.340	126.4	38.720	122.7	13.066	104.2	1:13.126
4 -	21.028	126.4	38.967	122.0	12.846	104.2	1:12.841	10 -	21.153	126.4	38.802	122.7	13.003	104.5	1:12.958
5 -	21.134	125.7	38.644	122.9	12.987	103.4	1:12.765	11 -	21.171	126.9	38.776	123.6	13.542	101.5	1:13.489
6 -	21.111	125.9	38.687	122.9	13.078	103.2	1:12.876	12 -	21.308	125.9	38.877	122.0	12.923	103.0	1:13.108
3	Carl BREEZE				G55										
1 -	127.3	38.102	122.5	12.763	104.9	1:15.243	7 -	20.654	129.1	37.497	123.4	12.693	104.4	1:10.844	
2 -	20.689	128.3	37.555	123.1	12.745	104.4	1:10.989	8 -	20.668	128.8	37.789	123.1	12.711	104.4	1:11.168
3 -	20.656	127.3	37.772	122.0	12.883	103.7	1:11.311	9 -	20.645	129.3	37.818	122.9	12.747	103.4	1:11.210
4 -	20.683	127.8	37.639	123.4	12.701	104.7	1:11.023	10 -	20.770	128.3	37.613	122.7	12.681	104.2	1:11.064
5 -	20.658	127.8	37.660	123.1	12.772	103.7	1:11.090	11 -	20.692	128.1	37.751	122.5	12.747	104.0	1:11.190
6 -	20.629	128.8	37.638	123.4	12.661	104.4	1:10.928	12 -	20.729	128.1	37.723	122.7	12.747	104.0	1:11.199
5	Andrew RICHARDSON				G50										
1 -	113.9	40.716	125.4	13.161	106.1	1:23.802	3 -	21.024	123.4	38.690	125.2	14.013	101.7	1:13.727	
2 -	21.436	123.4	38.549	125.7	12.970	105.7	1:12.955								
8	Alistair JAMES				G55										
1 -	121.6	1:12.303	83.6	ln		2:01.096 P									
10	Tom SHARP				G55										
1 -	126.1	37.750	122.2	12.857	104.7	1:14.448	7 -	20.648	128.1	37.457	122.9	12.743	103.5	1:10.848	
2 -	20.699	127.3	37.623	122.5	12.696	104.9	1:11.018	8 -	20.615	127.6	37.599	122.5	12.647	104.2	1:10.861
3 -	20.631	126.4	37.734	122.2	12.753	104.5	1:11.118	9 -	20.653	128.1	37.529	122.9	12.706	103.9	1:10.888
4 -	20.675	128.1	37.752	122.0	12.776	104.4	1:11.203	10 -	20.822	126.6	37.504	122.7	12.737	104.4	1:11.063
5 -	20.698	126.4	37.656	122.2	12.581	104.9	1:10.935	11 -	20.719	127.3	37.650	122.2	12.767	104.2	1:11.136
6 -	20.627	127.1	37.661	122.5	12.721	104.2	1:11.009	12 -	20.808	127.6	37.857	122.2	12.876	103.5	1:11.541
11	Connaire FINN				G50										
1 -	114.1	40.729	125.0	13.156	105.2	1:23.449	7 -	21.243	125.7	39.086	122.9	13.338	102.9	1:13.667	
2 -	22.141	110.0	40.200	121.4	13.455	103.4	1:15.796	8 -	21.061	126.1	39.144	122.5	13.588	101.2	1:13.793
3 -	21.222	128.8	39.251	122.7	13.070	103.9	1:13.543	9 -	21.354	121.1	38.956	122.9	13.259	103.2	1:13.569
4 -	21.241	104.7	39.391	122.9	13.294	104.0	1:13.926	10 -	21.420	123.1	39.085	122.0	13.251	103.5	1:13.756
5 -	21.092	127.1	39.096	122.2	13.881	103.7	1:14.069	11 -	21.184	123.6	39.204	122.7	14.261	103.4	1:14.649
6 -	21.099	126.1	39.111	123.1	13.102	104.4	1:13.312	12 -	21.063	127.3	39.025	124.5	13.076	104.0	1:13.164
27	Jody FANNIN				G50										
1 -	121.4	40.283	125.2	13.356	103.9	1:21.595	7 -	21.096	126.6	38.656	124.5	12.875	106.4	1:12.627	
2 -	21.126	129.1	38.510	125.2	15.891	93.4	1:15.527	8 -	20.941	127.6	38.525	124.5	12.825	105.7	1:12.291
3 -	21.598	127.8	38.648	124.7	13.256	106.1	1:13.502	9 -	21.035	126.4	38.523	124.7	12.806	106.4	1:12.364
4 -	21.601	126.9	38.607	124.7	13.160	102.2	1:13.368	10 -	21.021	128.8	38.566	124.0	12.979	105.2	1:12.566
5 -	21.113	128.1	38.526	125.0	12.976	105.9	1:12.615	11 -	20.998	129.3	38.528	123.8	12.842	106.6	1:12.368
6 -	20.905	129.8	38.620	125.4	12.810	107.2	1:12.335	12 -	20.933	129.3	38.773	125.0	12.968	105.7	1:12.674
31	Aaron WILLIAMSON				G50										
1 -	120.5	40.291	125.9	13.418	103.9	1:21.981	7 -	20.997	128.1	38.546	124.0	12.965	104.7	1:12.508	
2 -	21.429	122.9	38.612	125.0	13.868	102.2	1:13.909	8 -	21.239	127.6	38.474	123.6	12.891	105.1	1:12.604
3 -	21.182	126.4	38.505	123.8	12.942	105.4	1:12.629	9 -	21.192	127.6	38.986	122.7	13.024	104.4	1:13.202
4 -	20.951	126.1	38.496	123.6	12.887	105.9	1:12.334	10 -	21.126	128.1	38.457	123.4	12.939	104.9	1:12.522
5 -	20.976	128.1	38.276	125.0	13.002	105.2	1:12.254	11 -	21.272	124.7	38.608	122.7	12.995	104.4	1:12.875
6 -	20.926	128.1	38.288	124.3	12.891	105.4	1:12.105	12 -	21.323	124.7	38.814	123.1	13.183	104.9	1:13.320
32	Freddie HETHERINGTON				G55										
1 -	117.7	38.796	124.0	13.083	103.0	1:18.115	7 -	20.784	128.1	38.473	122.7	12.886	104.4	1:12.143	
2 -	20.781	128.6	37.981	125.2	12.775	104.4	1:11.537	8 -	20.679	127.8	38.146	123.6	12.761	104.0	1:11.586
3 -	20.687	128.3	37.935	124.5	12.861	104.0	1:11.483	9 -	20.778	128.1	37.836	124.0	12.761	103.7	1:11.375
4 -	20.842	125.2	38.070	124.5	12.835	103.9	1:11.747	10 -	20.798	127.6	37.842	123.4	12.672	104.5	1:11.312
5 -	20.795	127.6	38.853	125.2	12.811	104.5	1:12.459	11 -	20.750	127.6	37.995	122.7	12.930	103.4	1:11.675

Weather / Track : Sunny / Dry

Donington Park National
Circuit Length = 1.9791 miles
Start: 16:23 End: 16:38

2011 Michelin Ginetta GT Supercup

ROUND 4 - SECTOR ANALYSIS

6 -	20.687	128.6	38.010	124.3	12.751	104.2	1:11.448	12 -	20.786	126.6	38.037	123.8	12.879	104.4	1:11.702
33	Adam MORGAN						G55								
1 -		126.1	38.490	125.9	12.973	105.2	1:16.211	7 -	20.725	127.6	37.542	123.8	12.992	102.0	1:11.259
2 -	20.775	128.1	37.651	124.5	12.780	105.1	1:11.206	8 -	20.913	127.3	37.512	123.8	12.853	104.5	1:11.278
3 -	20.623	128.3	37.548	124.0	12.845	104.4	1:11.016	9 -	20.795	127.8	37.725	123.6	12.718	103.7	1:11.238
4 -	20.736	127.8	37.567	124.3	12.839	104.5	1:11.142	10 -	20.837	127.8	37.790	122.9	12.789	104.5	1:11.416
5 -	20.787	127.1	37.613	123.8	12.749	104.5	1:11.149	11 -	20.890	127.1	37.778	122.7	12.884	104.2	1:11.552
6 -	20.647	127.8	37.593	124.0	12.769	104.0	1:11.009	12 -	20.839	127.3	37.950	122.2	13.071	104.2	1:11.860
44	Jordan SKINNER						G55								
1 -		124.3	40.259	124.0	13.799	100.9	1:23.225	7 -	20.908	128.6	38.131	122.9	13.028	103.4	1:12.067
2 -	22.265	112.6	38.750	124.0	13.117	104.2	1:14.132	8 -	21.052	126.6	38.013	123.8	13.123	102.9	1:12.188
3 -	21.024	127.8	38.287	125.7	13.918	101.2	1:13.229	9 -	21.012	127.1	37.986	123.4	12.919	103.7	1:11.917
4 -	24.461	111.5	39.433	122.5	13.041	104.0	1:16.935	10 -	20.956	127.1	40.407	120.9	13.212	102.7	1:14.575
5 -	20.979	127.3	38.470	121.8	13.395	102.4	1:12.844	11 -	21.582	121.6	38.592	122.2	13.953	99.7	1:14.127
6 -	20.896	128.3	38.229	122.9	12.998	103.2	1:12.123	12 -	21.237	125.4	38.997	122.0	13.235	103.5	1:13.469
46	Robert GAFFNEY						G50								
1 -		119.4	39.675	123.6	12.984	104.9	1:20.281	7 -	21.044	126.9	38.445	123.8	12.883	104.7	1:12.372
2 -	20.884	127.1	38.655	124.7	13.063	104.5	1:12.602	8 -	21.122	125.9	38.475	123.6	12.953	104.4	1:12.550
3 -	20.892	127.6	38.545	124.0	13.026	104.4	1:12.463	9 -	21.139	126.4	39.323	123.1	13.034	103.4	1:13.496
4 -	21.051	127.6	38.740	123.6	12.901	104.9	1:12.692	10 -	21.096	126.1	38.612	123.4	13.047	104.2	1:12.755
5 -	21.131	126.4	38.483	123.8	12.848	104.5	1:12.462	11 -	21.081	126.9	38.592	123.1	13.078	104.5	1:12.751
6 -	21.013	127.8	38.537	124.0	12.845	104.4	1:12.395	12 -	21.115	126.6	38.786	123.6	13.247	103.4	1:13.148
71	George MURRELLS						G55								
1 -		127.1	38.599	123.8	12.834	104.2	1:17.055	7 -	20.767	127.3	37.581	123.8	12.659	104.2	1:11.007
2 -	20.846	127.3	38.164	124.3	12.744	103.9	1:11.754	8 -	20.722	127.1	37.731	123.4	12.751	104.2	1:11.204
3 -	20.749	128.3	37.663	123.6	12.874	103.2	1:11.286	9 -	20.852	126.6	37.647	123.4	12.733	103.0	1:11.232
4 -	21.034	127.1	38.340	123.8	12.622	103.9	1:11.996	10 -	20.820	126.6	37.768	122.9	12.642	103.7	1:11.230
5 -	20.813	127.3	39.212	123.4	12.657	104.5	1:12.682	11 -	20.905	126.9	37.924	122.0	12.815	103.5	1:11.644
6 -	20.687	127.1	37.626	123.8	12.699	103.9	1:11.012	12 -	20.955	125.7	38.407	122.9	12.813	103.2	1:12.175
73	Nathan FREKE						G55								
1 -		120.3	38.051	124.0	12.822	104.9	1:15.821								
75	Joachim RITTER						G55								
78	Colin WHITE						G55								
1 -		124.7	40.545	124.0	13.133	105.7	1:22.234	7 -	20.791	127.6	38.118	123.4	12.902	104.5	1:11.811
2 -	20.959	127.8	38.363	125.7	14.207	101.4	1:13.529	8 -	20.791	128.6	38.132	123.8	12.747	105.9	1:11.670
3 -	20.981	127.8	38.115	122.2	13.116	104.7	1:12.212	9 -	21.092	127.8	38.437	122.9	12.950	104.4	1:12.479
4 -	20.918	125.7	38.163	122.7	12.995	104.7	1:12.076	10 -	20.888	127.8	38.342	122.2	13.191	103.9	1:12.421
5 -	20.924	127.6	38.435	123.4	13.097	104.5	1:12.456	11 -	20.939	127.1	37.946	122.5	13.070	104.4	1:11.955
6 -	20.944	127.1	38.408	123.8	12.916	104.4	1:12.268	12 -	21.038	125.2	39.002	123.1	13.096	103.9	1:13.136
80	Tom INGRAM						G50								
1 -		122.5	39.368	123.4	12.987	104.2	1:19.445	7 -	20.916	128.1	38.111	123.1	12.705	105.2	1:11.732
2 -	20.918	127.8	38.453	122.9	12.944	104.2	1:12.315	8 -	20.942	128.6	38.150	122.9	12.871	104.7	1:11.963
3 -	21.039	128.3	38.302	122.2	12.967	104.9	1:12.308	9 -	20.960	128.1	38.276	122.9	12.874	104.0	1:12.110
4 -	20.908	128.6	38.251	122.9	12.817	105.1	1:11.976	10 -	20.994	127.3	38.339	122.7	12.911	104.4	1:12.244
5 -	20.943	127.1	38.267	123.6	12.826	105.1	1:12.036	11 -	21.137	126.6	38.344	122.0	12.927	104.4	1:12.408
6 -	20.775	128.6	38.253	122.9	12.785	104.5	1:11.813	12 -	21.053	127.8	38.288	122.5	13.047	101.2	1:12.388
94	Jake HILL						G50								
1 -		114.7	39.619	125.0	12.865	106.1	1:19.788	7 -	20.870	127.6	38.280	124.5	12.963	104.7	1:12.113
2 -	20.919	125.7	38.612	124.7	12.924	105.4	1:12.455	8 -	20.945	125.7	38.455	123.8	13.071	104.4	1:12.471
3 -	20.869	122.2	38.529	124.0	13.008	105.4	1:12.406	9 -	20.910	126.9	38.466	124.0	12.926	104.9	1:12.302
4 -	20.788	126.4	38.501	124.3	12.874	105.4	1:12.163	10 -	20.999	126.4	38.494	123.1	13.005	104.9	1:12.498
5 -	20.907	126.6	38.354	124.3	12.839	105.6	1:12.100	11 -	20.919	126.1	38.498	122.9	12.969	104.7	1:12.386

Weather / Track : Sunny / Dry

Donington Park National
Circuit Length = 1.9791 miles
Start: 16:23 End: 16:38

**2011 Michelin Ginetta GT Supercup
ROUND 4 - SECTOR ANALYSIS**

6 -	20.783	126.4	38.445	124.3	12.962	104.4	1:12.190	12 -	21.012	124.5	38.663	123.4	13.033	104.7	1:12.708
-----	--------	-------	--------	-------	--------	-------	----------	------	--------	-------	--------	-------	--------	-------	----------

Weather / Track : Sunny / Dry

Donington Park National
Circuit Length = 1.9791 miles
Start: 16:23 End: 16:38

2011 Michelin Ginetta GT Supercup ROUND 4 - SPEED TRAPS

SECTOR 1				SECTOR 2			FINISH LINE		
POS	NO	NAME	MPH	NO	NAME	MPH	NO	NAME	MPH
1	27	Jody FANNIN	129.8	31	Aaron WILLIAMSON	125.9	27	Jody FANNIN	107.2
2	3	Carl BREEZE	129.3	33	Adam MORGAN	125.9	2	Louise RICHARDSON	106.3
3	11	Connaire FINN	128.8	5	Andrew RICHARDSON	125.7	5	Andrew RICHARDSON	106.1
4	73	Nathan FREKE	128.8	44	Jordan SKINNER	125.7	94	Jake HILL	106.1
5	32	Freddie HETHERINGTON	128.6	78	Colin WHITE	125.7	31	Aaron WILLIAMSON	105.9
6	44	Jordan SKINNER	128.6	27	Jody FANNIN	125.4	78	Colin WHITE	105.9
7	78	Colin WHITE	128.6	2	Louise RICHARDSON	125.2	11	Connaire FINN	105.2
8	80	Tom INGRAM	128.6	32	Freddie HETHERINGTON	125.2	33	Adam MORGAN	105.2
9	33	Adam MORGAN	128.3	11	Connaire FINN	125.0	80	Tom INGRAM	105.2
10	71	George MURRELLS	128.3	94	Jake HILL	125.0	3	Carl BREEZE	104.9
11	10	Tom SHARP	128.1	46	Robert GAFFNEY	124.7	10	Tom SHARP	104.9
12	31	Aaron WILLIAMSON	128.1	71	George MURRELLS	124.3	46	Robert GAFFNEY	104.9
13	46	Robert GAFFNEY	127.8	73	Nathan FREKE	124.0	73	Nathan FREKE	104.9
14	94	Jake HILL	127.6	80	Tom INGRAM	123.6	32	Freddie HETHERINGTON	104.5
15	2	Louise RICHARDSON	127.3	3	Carl BREEZE	123.4	71	George MURRELLS	104.5
16	5	Andrew RICHARDSON	123.4	10	Tom SHARP	122.9	44	Jordan SKINNER	104.2
17	8	Alistair JAMES	121.6	8	Alistair JAMES	83.6			

Weather / Track : Sunny / Dry

Donington Park National
Circuit Length = 1.9791 miles
Start: 16:23 End: 16:38

2011 Michelin Ginetta GT Supercup

ROUND 4 - BEST SECTOR TIMES

SECTOR 1			SECTOR 2			SECTOR 3			IDEAL / BEST COMPARISON						
POS	NO	NAME	TIME	NO	NAME	TIME	NO	NAME	TIME	POS	NO	NAME	IDEAL	BEST	DIFF
1	10	SHARP	20.615	10	SHARP	37.457	10	SHARP	12.581	1	10	SHARP	1:10.653	1:10.848	0.195
2	33	MORGAN	20.623	3	BREEZE	37.497	71	MURRELLS	12.622	2	3	BREEZE	1:10.787	1:10.844	0.057
3	3	BREEZE	20.629	33	MORGAN	37.512	3	BREEZE	12.661	3	33	MORGAN	1:10.853	1:11.009	0.156
4	73	FREKE	20.632	71	MURRELLS	37.581	32	HETHERINGTON	12.672	4	71	MURRELLS	1:10.890	1:11.007	0.117
5	32	HETHERINGTON	20.679	32	HETHERINGTON	37.836	2	RICHARDSON	12.700	5	32	HETHERINGTON	1:11.187	1:11.312	0.125
6	71	MURRELLS	20.687	78	WHITE	37.946	80	INGRAM	12.705	6	78	WHITE	1:11.484	1:11.670	0.186
7	80	INGRAM	20.775	44	SKINNER	37.986	33	MORGAN	12.718	7	73	FREKE	1:11.505		
8	94	HILL	20.783	73	FREKE	38.051	78	WHITE	12.747	8	80	INGRAM	1:11.591	1:11.732	0.141
9	78	WHITE	20.791	80	INGRAM	38.111	27	FANNIN	12.806	9	44	SKINNER	1:11.801	1:11.917	0.116
10	46	GAFFNEY	20.884	31	WILLIAMSON	38.276	73	FREKE	12.822	10	94	HILL	1:11.902	1:12.100	0.198
11	44	SKINNER	20.896	94	HILL	38.280	94	HILL	12.839	11	31	WILLIAMSON	1:12.089	1:12.105	0.016
12	27	FANNIN	20.905	46	GAFFNEY	38.445	46	GAFFNEY	12.845	12	46	GAFFNEY	1:12.174	1:12.372	0.198
13	31	WILLIAMSON	20.926	27	FANNIN	38.510	31	WILLIAMSON	12.887	13	27	FANNIN	1:12.221	1:12.291	0.070
14	5	RICHARDSON	21.024	5	RICHARDSON	38.549	44	SKINNER	12.919	14	2	RICHARDSON	1:12.289	1:12.765	0.476
15	2	RICHARDSON	21.028	2	RICHARDSON	38.561	5	RICHARDSON	12.970	15	5	RICHARDSON	1:12.543	1:12.955	0.412
16	11	FINN	21.061	11	FINN	38.956	11	FINN	13.070	16	11	FINN	1:13.087	1:13.164	0.077
17	8	JAMES	58.617	8	JAMES	1:12.303	8	JAMES		17	8	JAMES			

Perfect Lap	1:10.653
-------------	----------

Weather / Track : Sunny / Dry

Donington Park National
Circuit Length = 1.9791 miles
Start: 16:23 End: 16:38

2011 Michelin Ginetta GT Supercup
ROUND 4 - LAP CHART

Lap 1			Lap 2			Lap 3			Lap 4			Lap 5		
No	Behind	Laptime	No	Behind	Laptime	No	Behind	Laptime	No	Behind	Laptime	No	Behind	Laptime
10		1:14.448	10		1:11.018	10		1:11.118	10		1:11.203	10		1:10.935
3	0.795	1:15.243	3	0.766	1:10.989	3	0.959	1:11.311	3	0.779	1:11.023	3	0.934	1:11.090
73	1.373	1:15.821	33	1.951	1:11.206	33	1.849	1:11.016	33	1.788	1:11.142	33	2.002	1:11.149
33	1.763	1:16.211	71	3.343	1:11.754	71	3.511	1:11.286	71	4.304	1:11.996	71	6.051	1:12.682
71	2.607	1:17.055	32	4.186	1:11.537	32	4.551	1:11.483	32	5.095	1:11.747	32	6.619	1:12.459
32	3.667	1:18.115	80	6.294	1:12.315	80	7.484	1:12.308	80	8.257	1:11.976	80	9.358	1:12.036
80	4.997	1:19.445	94	6.777	1:12.455	94	8.065	1:12.406	94	9.025	1:12.163	94	10.190	1:12.100
94	5.340	1:19.788	46	7.417	1:12.602	46	8.762	1:12.463	46	10.251	1:12.692	46	11.778	1:12.462
46	5.833	1:20.281	78	10.297	1:13.529	78	11.391	1:12.212	78	12.264	1:12.076	78	13.785	1:12.456
27	7.147	1:21.595	31	10.424	1:13.909	31	11.935	1:12.629	31	13.066	1:12.334	31	14.385	1:12.254
31	7.533	1:21.981	2	10.813	1:12.926	2	13.592	1:13.897	2	15.230	1:12.841	2	17.060	1:12.765
78	7.786	1:22.234	5	11.291	1:12.955	5	13.900	1:13.727	27	16.205	1:13.368	27	17.885	1:12.615
44	8.777	1:23.225	27	11.656	1:15.527	44	14.002	1:13.229	11	18.927	1:13.926	44	21.643	1:12.844
2	8.905	1:23.353	44	11.891	1:14.132	27	14.040	1:13.502	44	19.734	1:16.935	11	22.061	1:14.069
11	9.001	1:23.449	11	13.779	1:15.796	11	16.204	1:13.543						
5	9.354	1:23.802												
8	46.648	2:01.096	P											

Weather / Track : Sunny / Dry

Donington Park National
 Circuit Length = 1.9791 miles
 Start: 16:23 End: 16:38

**2011 Michelin Ginetta GT Supercup
ROUND 4 - LAP CHART**

Lap 6			Lap 7			Lap 8			Lap 9			Lap 10		
No	Behind	Laptime	No	Behind	Laptime	No	Behind	Laptime	No	Behind	Laptime	No	Behind	Laptime
10		1:11.009	10		1:10.848	10		1:10.861	10		1:10.888	10		1:11.063
3	0.853	1:10.928	3	0.849	1:10.844	3	1.156	1:11.168	3	1.478	1:11.210	3	1.479	1:11.064
33	2.002	1:11.009	33	2.413	1:11.259	33	2.830	1:11.278	33	3.180	1:11.238	33	3.533	1:11.416
71	6.054	1:11.012	71	6.213	1:11.007	71	6.556	1:11.204	71	6.900	1:11.232	71	7.067	1:11.230
32	7.058	1:11.448	32	8.353	1:12.143	32	9.078	1:11.586	32	9.565	1:11.375	32	9.814	1:11.312
80	10.162	1:11.813	80	11.046	1:11.732	80	12.148	1:11.963	80	13.370	1:12.110	80	14.551	1:12.244
94	11.371	1:12.190	94	12.636	1:12.113	94	14.246	1:12.471	94	15.660	1:12.302	94	17.095	1:12.498
46	13.164	1:12.395	46	14.688	1:12.372	46	16.377	1:12.550	78	18.407	1:12.479	78	19.765	1:12.421
78	15.044	1:12.268	78	16.007	1:11.811	78	16.816	1:11.670	46	18.985	1:13.496	46	20.677	1:12.755
31	15.481	1:12.105	31	17.141	1:12.508	31	18.884	1:12.604	31	21.198	1:13.202	31	22.657	1:12.522
2	18.927	1:12.876	27	20.990	1:12.627	27	22.420	1:12.291	27	23.896	1:12.364	27	25.399	1:12.566
27	19.211	1:12.335	2	21.485	1:13.406	44	25.303	1:12.188	44	26.332	1:11.917	44	29.844	1:14.575
44	22.757	1:12.123	44	23.976	1:12.067	11	30.115	1:13.793	11	32.796	1:13.569	11	35.489	1:13.756
11	24.364	1:13.312	11	27.183	1:13.667	2	31.959	1:21.335	2	34.197	1:13.126	2	36.092	1:12.958

Weather / Track : Sunny / Dry

Donington Park National
Circuit Length = 1.9791 miles
Start: 16:23 End: 16:38

**2011 Michelin Ginetta GT Supercup
ROUND 4 - LAP CHART**

Lap 11			Lap 12		
No	Behind	Laptime	No	Behind	Laptime
10		1:11.136	10		1:11.541
3	1.533	1:11.190	3	1.191	1:11.199
33	3.949	1:11.552	33	4.268	1:11.860
71	7.575	1:11.644	71	8.209	1:12.175
32	10.353	1:11.675	32	10.514	1:11.702
80	15.823	1:12.408	80	16.670	1:12.388
94	18.345	1:12.386	94	19.512	1:12.708
78	20.584	1:11.955	78	22.179	1:13.136
46	22.292	1:12.751	46	23.899	1:13.148
31	24.396	1:12.875	31	26.175	1:13.320
27	26.631	1:12.368	27	27.764	1:12.674
44	32.835	1:14.127	44	34.763	1:13.469
2	38.445	1:13.489	2	40.012	1:13.108
11	39.002	1:14.649	11	40.625	1:13.164

Weather / Track : Sunny / Dry

Donington Park National
Circuit Length = 1.9791 miles
Start: 16:23 End: 16:38

2011 Michelin Ginetta GT Supercup


ROUND 4 - POSITION CHART

No	Name	Laps Pos	1	2	3	4	5	6	7	8	9	10	11	12
			10	Tom SHARP	1	10	10	10	10	10	10	10	10	10
3	Carl BREEZE	2	3	3	3	3	3	3	3	3	3	3	3	3
73	Nathan FREKE	3	73	33	33	33	33	33	33	33	33	33	33	33
33	Adam MORGAN	4	33	71	71	71	71	71	71	71	71	71	71	71
71	George MURRELLS	5	71	32	32	32	32	32	32	32	32	32	32	32
32	Freddie HETHERINGTC	6	32	80	80	80	80	80	80	80	80	80	80	80
80	Tom INGRAM	7	80	94	94	94	94	94	94	94	94	94	94	94
94	Jake HILL	8	94	46	46	46	46	46	46	46	78	78	78	78
46	Robert GAFFNEY	9	46	78	78	78	78	78	78	78	46	46	46	46
27	Jody FANNIN	10	27	31	31	31	31	31	31	31	31	31	31	31
31	Aaron WILLIAMSON	11	31	2	2	2	2	2	27	27	27	27	27	27
78	Colin WHITE	12	78	5	5	27	27	27	2	44	44	44	44	44
44	Jordan SKINNER	13	44	27	44	11	44	44	44	11	11	11	2	2
2	Louise RICHARDSON	14	2	44	27	44	11	11	11	2	2	2	11	11
11	Connaire FINN	15	11	11	11									
5	Andrew RICHARDSON	16	5											
8	Alistair JAMES	17	8											

Weather / Track : Sunny / Dry

Donington Park National
 Circuit Length = 1.9791 miles
 Start: 16:23 End: 16:38

**2011 Michelin Ginetta GT Supercup
ROUND 5 - GRID**

ROW 9	8 Alistair JAMES	75 Joachim RITTER
ROW 8	5 Andrew RICHARDSON	73 Nathan FREKE
ROW 7	2 Louise RICHARDSON	11 Connaire FINN
ROW 6	27 Jody FANNIN	44 Jordan SKINNER
ROW 5	46 Robert GAFFNEY	31 Aaron WILLIAMSON
ROW 4	94 Jake HILL	78 Colin WHITE
ROW 3	32 Freddie HETHERINGTON	80 Tom INGRAM
ROW 2	33 Adam MORGAN	71 George MURRELLS
ROW 1	10 Tom SHARP	3 Carl BREEZE
Pole		
		

Donington Park National
Circuit Length = 1.9791 miles

These results are provisional until the conclusion of any judicial and technical matters.

Clerk of Course :		Timekeeper :
-------------------	--	--------------

2011 Michelin Ginetta GT Supercup

ROUND 5 - CLASSIFICATION

POS	NO	CL	NAME	NAT	ENTRY	LAPS	TIME	GAP	DIFF	MPH	BEST	ON
1	10	G55	Tom SHARP	GBR	IDL	16	19:02.034			99.81	1:10.713	4
2	33	G55	Adam MORGAN	GBR	Cicely Racing	16	19:07.341	5.307	5.307	99.35	1:10.854	4
3	71	G55	George MURRELLS	GBR	Optimum Motorsport / Poor Boys	16	19:07.968	5.934	0.627	99.30	1:10.735	4
4	32	G55	Freddie HETHERINGTON	GBR	Century Motorsport	16	19:08.918	6.884	0.950	99.21	1:10.957	4
5	78	G55	Colin WHITE	GBR	CWS	16	19:18.043	16.009	9.125	98.43	1:11.370	5
6	75	G55	Joachim RITTER	SUI	TCR	16	19:31.528	29.494	13.485	97.30	1:11.108	8
7	27	G50	Jody FANNIN	GBR	Pyro	16	19:32.324	30.290	0.796	97.23	1:11.861	3
8	2	G50	Louise RICHARDSON	GBR	Richardson Racing	16	19:33.569	31.535	1.245	97.13	1:12.093	10
9	94	G50	Jake HILL	GBR	Optimum Motorsport / Poor Boys	16	19:35.528	33.494	1.959	96.97	1:12.079	3
10	46	G50	Robert GAFFNEY	GBR	Meridian Motorsport	16	19:40.774	38.740	5.246	96.54	1:11.998	3
11	11	G50	Connaire FINN	IRL	Beacon Racing	16	19:42.337	40.303	1.563	96.41	1:12.556	7
12	44	G55	Jordan SKINNER	GBR	Brookland Speed Racing	16	19:52.866	50.832	10.529	95.56	1:11.814	8
13	8	G55	Alistair JAMES	GBR	Plans Motorsport	16	19:58.586	56.552	5.720	95.10	1:11.520	16
NOT CLASSIFIED												
DNF	5	G50	Andrew RICHARDSON	GBR	Richardson Racing	12	14:40.134	4 laps	4 laps	97.13	1:12.026	8
DNF	80	G50	Tom INGRAM	GBR	Plans Motorsport	12	14:40.307	4 laps	0.173	97.12	1:11.686	8
DNF	31	G50	Aaron WILLIAMSON	GBR	FML	12	14:40.806	4 laps	0.499	97.06	1:12.084	3
DNC	3	G55	Carl BREEZE	GBR	TCR	5	19:49.055	11 laps	7 laps	29.95	1:11.161	5
DNF	73	G55	Nathan FREKE	GBR	theplayer.co.uk	0						
FASTEST LAP												
10	G55	Tom SHARP	GBR	IDL	4	1:10.713	100.75 mph	162.14 kph				
80	G50	Tom INGRAM	GBR	Plans Motorsport	8	1:11.686	99.38 mph	159.94 kph				

Weather / Track : Sunny / Dry

These results are provisional until the conclusion of any judicial and technical matters.

Donington Park National
Circuit Length = 1.9791 miles
Start: 10:46 End: 11:06

Clerk of Course :		Timekeeper :
-------------------	--	--------------

2011 Michelin Ginetta GT Supercup

ROUND 5 - SECTOR ANALYSIS

2	Louise RICHARDSON				G50										
1 -	122.0	39.589	124.0	13.599	106.4	1:20.712	9 -	20.971	126.9	38.376	125.7	12.758	106.3	1:12.105	
2 -	21.911	121.8	38.902	126.1	13.356	104.4	1:14.169	10 -	20.899	127.3	38.386	125.4	12.808	106.6	1:12.093
3 -	21.003	127.3	38.385	125.4	12.865	105.7	1:12.253	11 -	20.997	126.6	38.408	126.1	13.309	104.4	1:12.714
4 -	20.980	126.9	39.153	125.0	13.632	106.4	1:13.765	12 -	21.333	127.6	38.385	126.6	12.890	106.4	1:12.608
5 -	21.094	126.9	38.196	126.4	12.858	106.4	1:12.148	13 -	20.895	128.8	39.161	126.4	12.872	106.4	1:12.928
6 -	22.824	119.8	39.128	124.5	12.846	106.4	1:14.798	14 -	21.150	127.8	38.893	125.4	12.935	105.4	1:12.978
7 -	21.103	125.9	38.497	125.4	12.850	106.3	1:12.450	15 -	21.167	127.1	38.639	125.0	12.978	105.4	1:12.784
8 -	20.826	126.6	38.461	125.4	12.855	106.1	1:12.142	16 -	21.169	127.3	38.544	125.4	13.209	105.2	1:12.922
3	Carl BREEZE				G55										
1 -	36.5	1:24.348	45.2	In		3:15.598 P	4 -	20.924	125.7	37.910	124.0	12.775	105.2	1:11.609	
2 -	Out 32.3	1:02.838	89.0	In		4:39.310 P	5 -	20.712	126.9	37.744	123.8	12.705	105.7	1:11.161	
3 -	Out 118.4	38.944	123.6	12.916	105.2	9:31.377									
5	Andrew RICHARDSON				G50										
1 -	121.4	39.665	125.4	13.433	105.6	1:20.442	7 -	21.041	125.9	38.211	125.0	12.908	106.1	1:12.160	
2 -	21.188	125.2	38.698	126.4	12.973	106.1	1:12.859	8 -	20.873	126.6	38.205	125.0	12.948	106.1	1:12.026
3 -	20.919	128.8	38.322	126.4	12.900	106.3	1:12.141	9 -	20.877	127.6	38.824	125.9	13.308	104.4	1:13.009
4 -	21.031	128.3	38.117	126.1	12.955	105.9	1:12.103	10 -	21.078	126.9	38.834	124.0	12.883	105.2	1:12.795
5 -	21.163	129.3	38.635	125.4	13.584	103.4	1:13.382	11 -	20.966	125.0	38.549	123.4	12.812	105.6	1:12.327
6 -	20.916	127.3	38.291	124.7	12.876	106.1	1:12.083	12 -	21.019	125.2	40.007	121.6	13.781	103.7	1:14.807
8	Alistair JAMES				G55										
1 -	119.6	39.438	127.8	13.939	103.2	1:21.710	9 -	20.925	126.4	38.263	124.0	13.074	104.7	1:12.262	
2 -	21.094	117.3	38.821	127.3	13.523	104.2	1:13.438	10 -	20.824	127.1	38.149	124.0	13.334	103.4	1:12.307
3 -	21.135	128.6	56.433	123.8	13.178	104.0	1:30.746	11 -	20.861	127.6	37.929	124.5	12.988	104.7	1:11.778
4 -	21.134	126.9	38.035	122.7	In		1:15.010 P	12 -	20.820	127.3	38.062	123.8	13.016	104.5	1:11.898
5 -	Out 126.6	37.871	124.5	13.138	104.7	1:25.558	13 -	20.824	126.6	38.491	124.0	12.993	103.9	1:12.308	
6 -	20.864	127.3	37.866	124.0	13.347	102.7	1:12.077	14 -	20.807	127.3	37.962	124.7	13.217	103.0	1:11.986
7 -	20.899	127.1	38.134	124.0	13.068	104.7	1:12.101	15 -	20.888	127.3	37.985	124.3	13.002	104.7	1:11.875
8 -	20.793	128.1	38.211	124.3	13.008	104.7	1:12.012	16 -	20.729	126.6	37.875	124.3	12.916	105.7	1:11.520
10	Tom SHARP				G55										
1 -	124.7	37.604	124.3	12.706	105.7	1:14.759	9 -	20.762	127.1	37.383	124.3	12.813	105.6	1:10.958	
2 -	20.733	125.4	37.408	125.0	12.596	105.9	1:10.737	10 -	20.800	126.6	37.717	124.3	12.888	105.1	1:11.405
3 -	20.683	125.7	37.450	124.7	12.710	105.7	1:10.843	11 -	20.828	126.9	37.412	124.3	12.689	105.7	1:10.929
4 -	20.637	126.9	37.442	124.7	12.634	105.2	1:10.713	12 -	20.729	127.1	37.619	124.7	12.791	105.4	1:11.139
5 -	20.639	127.1	37.469	124.7	12.705	105.6	1:10.813	13 -	20.722	127.1	37.570	125.2	12.688	105.9	1:10.980
6 -	20.662	127.1	37.393	124.5	12.709	105.4	1:10.764	14 -	20.798	126.1	37.858	124.7	12.686	105.9	1:11.342
7 -	20.680	127.1	37.409	124.3	12.715	105.7	1:10.804	15 -	20.747	126.6	37.924	125.0	12.893	104.5	1:11.564
8 -	20.687	125.7	37.607	124.3	12.779	106.1	1:11.073	16 -	20.990	124.3	38.652	124.3	13.569	87.5	1:13.211
11	Connaire FINN				G50										
1 -	125.2	39.766	126.9	14.640	103.5	1:22.103	9 -	21.090	125.0	38.786	125.2	12.998	106.3	1:12.874	
2 -	21.193	127.3	39.080	126.6	13.502	104.4	1:13.775	10 -	21.166	124.5	39.417	124.5	13.021	105.2	1:13.604
3 -	21.220	117.9	39.046	124.3	13.447	105.4	1:13.713	11 -	21.249	125.4	38.763	124.7	12.946	105.6	1:12.958
4 -	21.188	126.4	38.744	125.9	13.210	105.2	1:13.142	12 -	21.131	128.8	39.295	124.5	12.997	104.5	1:13.423
5 -	21.278	126.4	38.645	125.2	13.204	104.7	1:13.127	13 -	21.187	126.1	39.582	124.3	13.026	104.4	1:13.795
6 -	21.227	118.8	38.932	127.1	13.175	106.3	1:13.334	14 -	21.193	129.3	39.353	124.5	12.986	104.7	1:13.532
7 -	20.984	127.6	38.596	126.1	12.976	105.4	1:12.556	15 -	21.146	125.2	39.487	116.3	13.394	105.1	1:14.027
8 -	21.186	126.1	38.866	125.2	13.028	105.9	1:13.080	16 -	21.143	127.3	39.011	124.3	13.140	105.4	1:13.294
27	Jody FANNIN				G50										
1 -	121.8	40.184	124.7	13.671	107.0	1:20.934	9 -	20.786	127.8	38.477	125.0	13.694	107.0	1:12.957	
2 -	21.533	124.7	38.558	127.1	12.783	106.6	1:12.874	10 -	21.419	128.6	38.532	126.9	12.874	107.7	1:12.825
3 -	20.894	130.6	38.231	127.6	12.736	108.4	1:11.861	11 -	21.359	126.9	39.335	127.6	14.267	103.5	1:14.961
4 -	20.974	127.8	38.342	127.8	12.793	108.4	1:12.109	12 -	21.054	127.3	38.436	127.6	12.992	104.7	1:12.482
5 -	21.097	125.0	38.633	126.9	13.907	103.7	1:13.637	13 -	20.957	127.1	38.975	126.9	12.890	106.4	1:12.822
6 -	21.375	122.7	38.463	126.6	12.709	107.5	1:12.547	14 -	21.243	128.3	38.595	125.7	12.772	107.2	1:12.610
7 -	21.199	122.5	38.569	125.7	12.851	107.3	1:12.619	15 -	20.984	128.6	38.623	125.7	12.793	107.0	1:12.400
8 -	20.823	127.6	38.332	126.4	12.736	107.7	1:11.891	16 -	21.081	128.1	38.776	125.4	12.938	107.0	1:12.795

Weather / Track : Sunny / Dry

Donington Park National
Circuit Length = 1.9791 miles
Start: 10:46 End: 11:06

2011 Michelin Ginetta GT Supercup

ROUND 5 - SECTOR ANALYSIS

31	Aaron WILLIAMSON				G50										
1 -	124.3	39.561	123.1	13.374	104.0	1:19.600	7 -	20.937	127.6	38.591	124.0	12.871	106.4	1:12.399	
2 -	20.991	127.1	38.422	125.7	12.940	107.0	8 -	21.027	125.7	38.523	123.6	12.934	106.3	1:12.484	
3 -	20.982	127.1	38.264	126.1	12.838	106.8	1:12.084	9 -	21.041	126.1	39.008	124.3	13.172	105.1	1:13.221
4 -	20.904	127.8	38.279	125.7	12.928	106.1	1:12.111	10 -	21.206	125.0	39.279	126.4	12.962	107.0	1:13.447
5 -	21.461	123.6	38.963	123.8	12.860	106.1	1:13.284	11 -	21.154	122.7	40.246	124.7	12.994	105.6	1:14.394
6 -	21.055	124.0	38.475	124.5	12.852	106.3	1:12.382	12 -	20.987	127.3	39.041	125.0	13.019	106.8	1:13.047
32	Freddie HETHERINGTON				G55										
1 -	123.8	38.487	125.2	12.759	106.4	1:16.594	9 -	20.768	127.3	37.583	125.0	12.682	105.9	1:11.033	
2 -	20.748	126.1	38.101	125.9	12.684	105.7	1:11.533	10 -	20.815	126.6	37.699	125.0	12.549	106.8	1:11.063
3 -	20.641	127.1	37.792	125.7	12.739	105.9	1:11.172	11 -	20.639	127.8	37.803	125.2	12.619	106.3	1:11.061
4 -	20.694	127.1	37.630	125.7	12.633	106.1	1:10.957	12 -	20.698	126.4	37.833	125.2	12.620	106.1	1:11.151
5 -	20.786	126.1	37.694	125.4	12.658	105.1	1:11.138	13 -	20.734	126.9	37.853	125.2	12.550	105.9	1:11.137
6 -	20.773	127.1	37.701	125.0	12.701	105.7	1:11.175	14 -	20.754	127.6	38.052	125.4	13.021	104.2	1:11.827
7 -	20.706	126.4	37.687	125.2	12.703	105.7	1:11.096	15 -	21.352	121.1	39.890	126.1	13.094	102.2	1:14.336
8 -	20.663	126.9	37.717	125.0	12.627	105.7	1:11.007	16 -	21.144	127.1	38.675	125.4	12.819	103.5	1:12.638
33	Adam MORGAN				G55										
1 -	119.8	39.054	126.4	12.787	105.9	1:17.591	9 -	20.748	127.3	37.630	126.1	12.594	106.4	1:10.972	
2 -	20.830	126.9	37.629	127.1	12.828	104.9	1:11.287	10 -	20.723	127.6	37.804	126.1	12.607	106.3	1:11.134
3 -	20.701	127.8	38.063	127.8	12.708	106.3	1:11.472	11 -	20.754	127.8	37.719	126.1	12.598	106.4	1:11.071
4 -	20.564	128.8	37.619	126.6	12.671	106.1	1:10.854	12 -	20.623	128.6	37.681	126.4	12.683	106.3	1:10.987
5 -	20.679	128.3	37.701	127.3	12.689	106.4	1:11.069	13 -	20.740	127.8	37.762	126.9	12.651	106.3	1:11.153
6 -	20.685	127.8	37.800	126.6	12.667	106.6	1:11.152	14 -	21.084	126.4	37.981	126.4	12.649	106.1	1:11.714
7 -	20.628	128.8	37.749	126.6	12.709	106.1	1:11.086	15 -	20.759	129.1	39.027	124.7	12.943	104.7	1:12.729
8 -	20.788	127.1	37.742	126.1	12.648	106.6	1:11.178	16 -	21.334	126.1	37.715	125.2	12.843	104.5	1:11.892
44	Jordan SKINNER				G55										
1 -	122.0	39.589	124.7	14.725	104.0	1:22.362	9 -	20.955	127.3	38.203	124.5	12.949	105.7	1:12.107	
2 -	21.312	128.1	38.816	126.6	13.493	105.4	1:13.621	10 -	21.035	127.1	38.535	123.1	13.193	104.2	1:12.763
3 -	21.005	121.1	38.051	126.1	12.878	104.9	1:11.934	11 -	21.193	124.3	38.275	122.9	12.989	104.4	1:12.457
4 -	20.783	128.6	38.260	125.0	12.827	104.9	1:11.870	12 -	21.112	126.9	38.330	124.3	12.873	105.1	1:12.315
5 -	20.821	128.8	37.812	126.4	13.841	102.9	1:12.474	13 -	21.151	125.7	43.702	122.7	13.220	104.5	1:18.073
6 -	39.287	122.9	38.537	123.8	12.972	105.1	1:30.796	14 -	21.834	123.8	38.455	125.0	12.972	105.4	1:13.261
7 -	20.999	126.6	38.160	123.8	13.055	104.4	1:12.214	15 -	20.999	125.2	38.305	124.5	12.969	104.7	1:12.273
8 -	20.862	127.8	37.939	124.0	13.013	105.6	1:11.814	16 -	21.176	126.9	38.410	124.3	12.946	104.4	1:12.532
46	Robert GAFFNEY				G50										
1 -	123.6	39.657	118.1	13.466	105.1	1:19.962	9 -	21.690	126.4	38.636	125.4	12.818	106.3	1:13.144	
2 -	21.347	124.3	38.688	126.9	12.965	106.3	1:13.000	10 -	21.209	127.3	38.302	125.7	12.933	104.7	1:12.444
3 -	20.875	128.6	38.241	127.6	12.882	106.4	1:11.998	11 -	21.123	127.3	38.858	126.1	13.677	102.9	1:13.658
4 -	20.938	128.6	38.220	126.9	13.111	104.4	1:12.269	12 -	21.138	126.6	38.165	126.4	12.868	106.4	1:12.171
5 -	21.117	127.6	38.937	123.4	14.019	103.5	1:14.073	13 -	20.967	120.5	39.126	124.7	13.104	104.5	1:13.197
6 -	21.240	129.1	38.128	125.7	12.993	105.9	1:12.361	14 -	24.066	119.8	38.873	125.2	12.878	105.1	1:15.817
7 -	21.498	122.5	39.534	125.2	12.868	105.9	1:13.900	15 -	21.020	127.3	38.259	125.9	12.924	104.5	1:12.203
8 -	21.031	127.3	38.197	125.4	12.918	104.0	1:12.146	16 -	21.173	124.3	39.395	125.0	17.863	69.6	1:18.431
71	George MURRELLS				G55										
1 -	122.5	39.036	126.1	12.618	106.1	1:17.183	9 -	20.664	128.1	37.700	126.1	12.552	106.3	1:10.916	
2 -	20.804	127.8	37.841	127.1	12.650	106.4	1:11.295	10 -	20.703	128.1	37.842	126.6	12.532	106.4	1:11.077
3 -	20.694	128.6	38.285	126.4	12.535	106.4	1:11.514	11 -	20.652	128.3	37.879	126.4	12.569	105.6	1:11.100
4 -	20.643	127.6	37.585	126.4	12.507	106.6	1:10.735	12 -	20.760	127.1	37.733	126.9	12.534	106.4	1:11.027
5 -	20.704	127.8	37.879	126.4	12.629	105.9	1:11.212	13 -	20.723	128.1	38.117	126.4	12.717	103.2	1:11.557
6 -	20.669	128.3	37.790	125.9	12.630	105.6	1:11.089	14 -	21.125	128.3	37.755	125.9	12.558	106.4	1:11.438
7 -	20.744	127.6	37.645	126.4	12.573	106.6	1:10.962	15 -	20.806	126.1	39.696	125.2	12.977	105.4	1:13.479
8 -	20.634	127.8	37.821	125.4	12.708	106.3	1:11.163	16 -	21.309	125.7	38.199	125.7	12.713	104.7	1:12.221
73	Nathan FREKE				G55										

Weather / Track : Sunny / Dry

Donington Park National
Circuit Length = 1.9791 miles
Start: 10:46 End: 11:06

2011 Michelin Ginetta GT Supercup

ROUND 5 - SECTOR ANALYSIS

75		Joachim RITTER				G55									
1 -	113.2	39.591	127.8	14.453	105.7	1:22.499	9 -	21.139	128.6	37.497	127.3	12.950	107.3	1:11.586	
2 -	21.545	123.8	38.661	129.3	13.418	104.5	1:13.624	10 -	21.025	128.8	38.106	128.1	13.161	106.4	1:12.292
3 -	21.141	115.9	38.889	126.1	12.989	105.4	1:13.019	11 -	20.913	119.0	38.628	126.6	12.787	106.6	1:12.328
4 -	20.671	128.6	37.531	125.9	13.208	105.6	1:11.410	12 -	20.777	128.8	39.403	124.5	13.410	102.9	1:13.590
5 -	20.800	128.3	37.541	127.6	13.576	102.7	1:11.917	13 -	20.880	128.1	37.918	125.7	13.129	105.1	1:11.927
6 -	22.661	98.7	39.123	125.7	13.142	101.4	1:14.926	14 -	21.111	127.1	38.439	125.2	13.064	105.4	1:12.614
7 -	20.957	128.8	37.692	127.1	12.861	106.4	1:11.510	15 -	21.229	124.7	38.975	125.4	13.358	104.5	1:13.562
8 -	20.699	128.1	37.615	127.6	12.794	106.1	1:11.108	16 -	21.340	120.7	38.843	125.0	13.433	103.5	1:13.616
78		Colin WHITE				G55									
1 -	116.5	39.311	125.7	13.343	103.5	1:18.958	9 -	20.818	127.3	37.768	124.5	12.869	105.7	1:11.455	
2 -	21.036	127.3	38.361	125.2	13.169	105.4	1:12.566	10 -	20.968	126.4	37.860	124.7	12.931	105.2	1:11.759
3 -	20.877	127.6	38.075	125.0	12.913	105.7	1:11.865	11 -	20.874	127.8	37.745	125.2	13.004	104.7	1:11.623
4 -	20.745	128.3	38.027	124.5	12.826	105.7	1:11.598	12 -	20.849	126.4	37.901	124.7	13.010	105.1	1:11.760
5 -	20.737	127.8	37.696	125.2	12.937	105.4	1:11.370	13 -	20.895	128.6	37.872	125.0	12.833	105.6	1:11.600
6 -	20.789	126.9	37.961	124.3	12.865	105.2	1:11.615	14 -	20.879	127.3	38.730	123.6	12.966	105.4	1:12.575
7 -	20.632	128.8	38.706	123.6	13.092	105.2	1:12.430	15 -	21.136	126.1	38.147	125.2	13.253	104.0	1:12.536
8 -	20.775	127.8	38.301	124.3	13.013	105.4	1:12.089	16 -	20.784	128.1	38.239	124.3	13.221	104.7	1:12.244
80		Tom INGRAM				G50									
1 -	121.4	39.574	124.7	14.187	102.0	1:19.666	7 -	20.892	126.6	38.774	124.0	12.801	105.9	1:12.467	
2 -	21.220	128.1	38.474	125.9	13.019	106.1	1:12.713	8 -	20.907	126.9	38.007	125.4	12.772	106.1	1:11.686
3 -	20.914	129.8	38.187	126.6	12.805	107.0	1:11.906	9 -	20.840	127.6	37.966	124.0	13.376	104.9	1:12.182
4 -	20.843	130.1	38.240	126.9	12.945	106.6	1:12.028	10 -	20.809	127.6	38.552	125.0	13.016	105.7	1:12.377
5 -	21.372	120.5	39.651	121.6	14.540	101.5	1:15.563	11 -	20.931	121.6	38.497	124.7	12.724	105.7	1:12.152
6 -	21.948	124.5	38.269	125.0	12.746	106.4	1:12.963	12 -	20.860	128.3	40.142	122.9	13.602	103.7	1:14.604
94		Jake HILL				G50									
1 -	122.2	39.832	125.7	13.947	102.9	1:19.839	9 -	20.891	126.1	38.545	125.7	13.105	104.5	1:12.541	
2 -	21.286	127.1	38.630	126.9	12.940	106.4	1:12.856	10 -	20.944	125.2	38.431	125.0	12.915	106.4	1:12.290
3 -	20.810	127.6	38.418	126.6	12.851	106.8	1:12.079	11 -	20.949	125.2	38.577	124.7	13.424	103.5	1:12.950
4 -	20.894	128.3	38.262	126.4	13.026	104.9	1:12.182	12 -	21.029	126.6	38.608	125.2	13.038	105.4	1:12.675
5 -	20.933	118.6	39.711	122.5	14.465	103.2	1:15.109	13 -	20.975	126.1	38.687	124.5	12.933	105.7	1:12.595
6 -	22.943	102.9	40.762	125.4	12.807	106.1	1:16.512	14 -	21.074	125.9	38.841	124.0	12.947	105.7	1:12.862
7 -	20.914	123.4	38.692	125.2	12.971	105.7	1:12.577	15 -	20.966	126.4	38.779	125.0	13.090	104.7	1:12.835
8 -	20.927	125.2	38.415	125.0	12.884	106.1	1:12.226	16 -	21.213	125.7	39.139	124.0	13.048	101.4	1:13.400

Weather / Track : Sunny / Dry

Donington Park National
Circuit Length = 1.9791 miles
Start: 10:46 End: 11:06

2011 Michelin Ginetta GT Supercup ROUND 5 - SPEED TRAPS

SECTOR 1				SECTOR 2			FINISH LINE		
POS	NO	NAME	MPH	NO	NAME	MPH	NO	NAME	MPH
1	27	Jody FANNIN	130.6	75	Joachim RITTER	129.3	27	Jody FANNIN	108.4
2	80	Tom INGRAM	130.1	8	Alistair JAMES	127.8	75	Joachim RITTER	107.3
3	5	Andrew RICHARDSON	129.3	27	Jody FANNIN	127.8	31	Aaron WILLIAMSON	107.0
4	11	Connaire FINN	129.3	33	Adam MORGAN	127.8	80	Tom INGRAM	107.0
5	33	Adam MORGAN	129.1	46	Robert GAFFNEY	127.6	32	Freddie HETHERINGTON	106.8
6	46	Robert GAFFNEY	129.1	11	Connaire FINN	127.1	94	Jake HILL	106.8
7	2	Louise RICHARDSON	128.8	71	George MURRELLS	127.1	2	Louise RICHARDSON	106.6
8	44	Jordan SKINNER	128.8	80	Tom INGRAM	126.9	33	Adam MORGAN	106.6
9	75	Joachim RITTER	128.8	94	Jake HILL	126.9	71	George MURRELLS	106.6
10	78	Colin WHITE	128.8	2	Louise RICHARDSON	126.6	46	Robert GAFFNEY	106.4
11	8	Alistair JAMES	128.6	44	Jordan SKINNER	126.6	5	Andrew RICHARDSON	106.3
12	71	George MURRELLS	128.6	5	Andrew RICHARDSON	126.4	11	Connaire FINN	106.3
13	94	Jake HILL	128.3	31	Aaron WILLIAMSON	126.4	10	Tom SHARP	106.1
14	31	Aaron WILLIAMSON	127.8	32	Freddie HETHERINGTON	126.1	3	Carl BREEZE	105.7
15	32	Freddie HETHERINGTON	127.8	78	Colin WHITE	125.7	8	Alistair JAMES	105.7
16	10	Tom SHARP	127.1	10	Tom SHARP	125.2	44	Jordan SKINNER	105.7
17	3	Carl BREEZE	126.9	3	Carl BREEZE	124.0	78	Colin WHITE	105.7

Weather / Track : Sunny / Dry

Donington Park National
Circuit Length = 1.9791 miles
Start: 10:46 End: 11:06

2011 Michelin Ginetta GT Supercup ROUND 5 - BEST SECTOR TIMES

SECTOR 1			SECTOR 2			SECTOR 3			IDEAL / BEST COMPARISON							
POS	NO	NAME	TIME	NO	NAME	TIME	NO	NAME	TIME	POS	NO	NAME	IDEAL	BEST	DIFF	
1	33	MORGAN	20.564	10	SHARP	37.383	71	MURRELLS	12.507	1	10	SHARP	1:10.616	1:10.713	0.097	
2	78	WHITE	20.632	75	RITTER	37.497	32	HETHERINGTON	12.549	2	71	MURRELLS	1:10.726	1:10.735	0.009	
3	71	MURRELLS	20.634	32	HETHERINGTON	37.583	33	MORGAN	12.594	3	32	HETHERINGTON	1:10.771	1:10.957	0.186	
4	10	SHARP	20.637	71	MURRELLS	37.585	10	SHARP	12.596	4	33	MORGAN	1:10.777	1:10.854	0.077	
5	32	HETHERINGTON	20.639	33	MORGAN	37.619	3	BREEZE	12.705	5	75	RITTER	1:10.955	1:11.108	0.153	
6	75	RITTER	20.671	78	WHITE	37.696	27	FANNIN	12.709	6	78	WHITE	1:11.154	1:11.370	0.216	
7	3	BREEZE	20.712	3	BREEZE	37.744	80	INGRAM	12.724	7	3	BREEZE	1:11.161	1:11.161	0.000	
8	8	JAMES	20.729	44	SKINNER	37.812	2	RICHARDSON	12.758	8	44	SKINNER	1:11.422	1:11.814	0.392	
9	44	SKINNER	20.783	8	JAMES	37.866	75	RITTER	12.787	9	80	INGRAM	1:11.499	1:11.686	0.187	
10	27	FANNIN	20.786	80	INGRAM	37.966	94	HILL	12.807	10	8	JAMES	1:11.511	1:11.520	0.009	
11	80	INGRAM	20.809	5	RICHARDSON	38.117	5	RICHARDSON	12.812	11	27	FANNIN	1:11.726	1:11.861	0.135	
12	94	HILL	20.810	46	GAFFNEY	38.128	46	GAFFNEY	12.818	12	2	RICHARDSON	1:11.780	1:12.093	0.313	
13	2	RICHARDSON	20.826	2	RICHARDSON	38.196	78	WHITE	12.826	13	5	RICHARDSON	1:11.802	1:12.026	0.224	
14	5	RICHARDSON	20.873	27	FANNIN	38.231	44	SKINNER	12.827	14	46	GAFFNEY	1:11.821	1:11.998	0.177	
15	46	GAFFNEY	20.875	94	HILL	38.262	31	WILLIAMSON	12.838	15	94	HILL	1:11.879	1:12.079	0.200	
16	31	WILLIAMSON	20.904	31	WILLIAMSON	38.264	8	JAMES	12.916	16	31	WILLIAMSON	1:12.006	1:12.084	0.078	
17	11	FINN	20.984	11	FINN	38.596	11	FINN	12.946	17	11	FINN	1:12.526	1:12.556	0.030	
												Perfect Lap		1:10.454		

Weather / Track : Sunny / Dry

Donington Park National
Circuit Length = 1.9791 miles
Start: 10:46 End: 11:06

2011 Michelin Ginetta GT Supercup

ROUND 5 - LAP CHART

Lap 1			Lap 2			Lap 3			Lap 4			Lap 5		
No	Behind	Laptime	No	Behind	Laptime	No	Behind	Laptime	No	Behind	Laptime	No	Behind	Laptime
10		1:14.759	10		1:10.737	10		1:10.843	10		1:10.713	10		1:10.813
32	1.835	1:16.594	32	2.631	1:11.533	32	2.960	1:11.172	32	3.204	1:10.957	32	3.529	1:11.138
71	2.424	1:17.183	71	2.982	1:11.295	71	3.653	1:11.514	71	3.675	1:10.735	71	4.074	1:11.212
33	2.832	1:17.591	33	3.382	1:11.287	33	4.011	1:11.472	33	4.152	1:10.854	33	4.408	1:11.069
78	4.199	1:18.958	78	6.028	1:12.566	78	7.050	1:11.865	78	7.935	1:11.598	78	8.492	1:11.370
31	4.841	1:19.600	31	6.457	1:12.353	31	7.698	1:12.084	31	9.096	1:12.111	31	11.567	1:13.284
80	4.907	1:19.666	80	6.883	1:12.713	80	7.946	1:11.906	80	9.261	1:12.028	5	13.062	1:13.382
94	5.080	1:19.839	94	7.199	1:12.856	94	8.435	1:12.079	94	9.904	1:12.182	46	13.437	1:14.073
46	5.203	1:19.962	46	7.466	1:13.000	46	8.621	1:11.998	46	10.177	1:12.269	27	13.550	1:13.637
5	5.683	1:20.442	5	7.805	1:12.859	5	9.103	1:12.141	5	10.493	1:12.103	80	14.011	1:15.563
2	5.953	1:20.712	27	8.312	1:12.874	27	9.330	1:11.861	27	10.726	1:12.109	94	14.200	1:15.109
27	6.175	1:20.934	2	9.385	1:14.169	2	10.795	1:12.253	44	12.735	1:11.870	44	14.396	1:12.474
8	6.951	1:21.710	8	9.652	1:13.438	44	11.578	1:11.934	75	13.500	1:11.410	75	14.604	1:11.917
11	7.344	1:22.103	11	10.382	1:13.775	75	12.803	1:13.019	2	13.847	1:13.765	2	15.182	1:12.148
44	7.603	1:22.362	44	10.487	1:13.621	11	13.252	1:13.713	11	15.681	1:13.142	11	17.995	1:13.127
75	7.740	1:22.499	75	10.627	1:13.624	8	29.555	1:30.746	8	33.852	1:15.010 P	8	48.597	1:25.558
			3	1 LAP	3:15.598 P									

Weather / Track : Sunny / Dry

Donington Park National
 Circuit Length = 1.9791 miles
 Start: 10:46 End: 11:06

2011 Michelin Ginetta GT Supercup
ROUND 5 - LAP CHART

Lap 6			Lap 7			Lap 8			Lap 9			Lap 10		
No	Behind	Laptime	No	Behind	Laptime	No	Behind	Laptime	No	Behind	Laptime	No	Behind	Laptime
10		1:10.764	10		1:10.804	10		1:11.073	10		1:10.958	10		1:11.405
32	3.940	1:11.175	32	4.232	1:11.096	32	4.166	1:11.007	32	4.241	1:11.033	32	3.899	1:11.063
71	4.399	1:11.089	71	4.557	1:10.962	71	4.647	1:11.163	71	4.605	1:10.916	71	4.277	1:11.077
33	4.796	1:11.152	33	5.078	1:11.086	33	5.183	1:11.178	33	5.197	1:10.972	33	4.926	1:11.134
78	9.343	1:11.615	78	10.969	1:12.430	78	11.985	1:12.089	78	12.482	1:11.455	78	12.836	1:11.759
31	13.185	1:12.382	31	14.780	1:12.399	31	16.191	1:12.484	31	18.454	1:13.221	5	20.131	1:12.795
5	14.381	1:12.083	5	15.737	1:12.160	5	16.690	1:12.026	5	18.741	1:13.009	31	20.496	1:13.447
46	15.034	1:12.361	27	17.148	1:12.619	27	17.966	1:11.891	80	19.710	1:12.182	80	20.682	1:12.377
27	15.333	1:12.547	80	17.873	1:12.467	80	18.486	1:11.686	27	19.965	1:12.957	75	21.022	1:12.292
80	16.210	1:12.963	46	18.130	1:13.900	46	19.203	1:12.146	75	20.135	1:11.586	27	21.385	1:12.825
75	18.766	1:14.926	75	19.472	1:11.510	75	19.507	1:11.108	46	21.389	1:13.144	46	22.428	1:12.444
2	19.216	1:14.798	2	20.862	1:12.450	2	21.931	1:12.142	2	23.078	1:12.105	2	23.766	1:12.093
94	19.948	1:16.512	94	21.721	1:12.577	94	22.874	1:12.226	94	24.457	1:12.541	94	25.342	1:12.290
11	20.565	1:13.334	11	22.317	1:12.556	11	24.324	1:13.080	11	26.240	1:12.874	11	28.439	1:12.604
44	34.428	1:30.796	44	35.838	1:12.214	44	36.579	1:11.814	44	37.728	1:12.107	44	39.086	1:12.763
3	4 LAPS	4:39.310 P	8	51.207	1:12.101	8	52.146	1:12.012	8	53.450	1:12.262	8	54.352	1:12.307
8	49.910	1:12.077												

Weather / Track : Sunny / Dry

Donington Park National
 Circuit Length = 1.9791 miles
 Start: 10:46 End: 11:06

2011 Michelin Ginetta GT Supercup
ROUND 5 - LAP CHART

Lap 11			Lap 12			Lap 13			Lap 14			Lap 15		
No	Behind	Laptime	No	Behind	Laptime	No	Behind	Laptime	No	Behind	Laptime	No	Behind	Laptime
10		1:10.929	10		1:11.139	10		1:10.980	10		1:11.342	10		1:11.564
32	4.031	1:11.061	32	4.043	1:11.151	32	4.200	1:11.137	32	4.685	1:11.827	33	6.626	1:12.729
71	4.448	1:11.100	71	4.336	1:11.027	71	4.913	1:11.557	71	5.009	1:11.438	71	6.924	1:13.479
33	5.068	1:11.071	33	4.916	1:10.987	33	5.089	1:11.153	33	5.461	1:11.714	32	7.457	1:14.336
78	13.530	1:11.623	78	14.151	1:11.760	78	14.771	1:11.600	78	16.004	1:12.575	78	16.976	1:12.536
5	21.529	1:12.327	75	24.872	1:13.590	75	25.819	1:11.927	75	27.091	1:12.614	75	29.089	1:13.562
80	21.905	1:12.152	5	25.197	1:14.807	46	28.406	1:13.197	27	29.870	1:12.610	27	30.706	1:12.400
75	22.421	1:12.328	80	25.370	1:14.604	27	28.602	1:12.822	2	30.604	1:12.978	2	31.824	1:12.784
31	23.961	1:14.394	31	25.869	1:13.047	2	28.968	1:12.928	94	32.034	1:12.862	94	33.305	1:12.835
46	25.157	1:13.658	46	26.189	1:12.171	94	30.514	1:12.595	46	32.881	1:15.817	46	33.520	1:12.203
27	25.417	1:14.961	27	26.760	1:12.482	11	35.567	1:13.795	11	37.757	1:13.532	11	40.220	1:14.027
2	25.551	1:12.714	2	27.020	1:12.608	44	48.883	1:18.073	3	11 LAPS	9:31.377	3	11 LAPS	1:11.609
94	27.363	1:12.950	94	28.899	1:12.675	8	57.288	1:12.308	44	50.802	1:13.261	44	51.511	1:12.273
11	30.468	1:12.958	11	32.752	1:13.423				8	57.932	1:11.986	8	58.243	1:11.875
44	40.614	1:12.457	44	41.790	1:12.315									
8	55.201	1:11.778	8	55.960	1:11.898									

Weather / Track : Sunny / Dry

Donington Park National
 Circuit Length = 1.9791 miles
 Start: 10:46 End: 11:06

**2011 Michelin Ginetta GT Supercup
ROUND 5 - LAP CHART**

Lap 16		
No	Behind	Laptime
10		1:13.211
33	5.307	1:11.892
71	5.934	1:12.221
32	6.884	1:12.638
78	16.009	1:12.244
75	29.494	1:13.616
27	30.290	1:12.795
2	31.535	1:12.922
94	33.494	1:13.400
46	38.740	1:18.431
11	40.303	1:13.294
3	11 LAPS	1:11.161
44	50.832	1:12.532
8	56.552	1:11.520

Weather / Track : Sunny / Dry

Donington Park National
Circuit Length = 1.9791 miles
Start: 10:46 End: 11:06

2011 Michelin Ginetta GT Supercup


ROUND 5 - POSITION CHART

No	Name	Laps Pos	Laps															
			1	2	3	4	5	6	7	8	9	10	11	12	13	14	15	16
10	Tom SHARP	1	10	10	10	10	10	10	10	10	10	10	10	10	10	10	10	10
32	Freddie HETHERINGTON	2	32	32	32	32	32	32	32	32	32	32	32	32	32	32	33	33
71	George MURRELLS	3	71	71	71	71	71	71	71	71	71	71	71	71	71	71	71	71
33	Adam MORGAN	4	33	33	33	33	33	33	33	33	33	33	33	33	33	33	32	32
78	Colin WHITE	5	78	78	78	78	78	78	78	78	78	78	78	78	78	78	78	78
31	Aaron WILLIAMSON	6	31	31	31	31	31	31	31	31	31	5	5	75	75	75	75	75
80	Tom INGRAM	7	80	80	80	80	5	5	5	5	5	31	80	5	46	27	27	27
94	Jake HILL	8	94	94	94	94	46	46	27	27	80	80	75	80	27	2	2	2
46	Robert GAFFNEY	9	46	46	46	46	27	27	80	80	27	75	31	31	2	94	94	94
5	Andrew RICHARDSON	10	5	5	5	5	80	80	46	46	75	27	46	46	94	46	46	46
2	Louise RICHARDSON	11	2	27	27	27	94	75	75	75	46	46	27	27	11	11	11	11
27	Jody FANNIN	12	27	2	2	44	44	2	2	2	2	2	2	2	44	44	44	44
8	Alistair JAMES	13	8	8	44	75	75	94	94	94	94	94	94	94	8	8	8	8
11	Connaire FINN	14	11	11	75	2	2	11	11	11	11	11	11	11				
44	Jordan SKINNER	15	44	44	11	11	11	44	44	44	44	44	44	44				
75	Joachim RITTER	16	75	75	8	8	8	8	8	8	8	8	8	8				
3	Carl BREEZE	17	3	3	3	3	3											

Weather / Track : Sunny / Dry

Donington Park National
 Circuit Length = 1.9791 miles
 Start: 10:46 End: 11:06

2011 Michelin Ginetta GT Supercup
ROUND 6 - GRID

ROW 9	3 Carl BREEZE	73 Nathan FREKE
ROW 8	80 Tom INGRAM	31 Aaron WILLIAMSON
ROW 7	8 Alistair JAMES	5 Andrew RICHARDSON
ROW 6	11 Connaire FINN	44 Jordan SKINNER
ROW 5	94 Jake HILL	46 Robert GAFFNEY
ROW 4	27 Jody FANNIN	2 Louise RICHARDSON
ROW 3	10 Tom SHARP	75 Joachim RITTER
ROW 2	71 George MURRELLS	33 Adam MORGAN
ROW 1	78 Colin WHITE	32 Freddie HETHERINGTON
Pole		
		

Donington Park National
 Circuit Length = 1.9791 miles

These results are provisional until the conclusion of any judicial and technical matters.

Clerk of Course :		Timekeeper :
-------------------	--	--------------

2011 Michelin Ginetta GT Supercup

ROUND 6 - CLASSIFICATION - AMENDED

POS	NO	CL	NAME	NAT	ENTRY	LAPS	TIME	GAP	DIFF	MPH	BEST	ON
1	10	G55	Tom SHARP	GBR	IDL	18	23:07.358			92.43	1:11.361	8
2	32	G55	Freddie HETHERINGTON	GBR	Century Motorsport	18	23:10.172	2.814	2.814	92.25	1:11.572	16
3	3	G55	Carl BREEZE	GBR	TCR	18	23:13.512	6.154	3.340	92.02	1:11.553	17
4	73	G55	Nathan FREKE	GBR	theplayer.co.uk	18	23:13.556	6.198	0.044	92.02	1:11.411	17
5	94	G50	Jake HILL	GBR	Optimum Motorsport / Poor Boys	18	23:21.858	14.500	8.302	91.48	1:12.559	18
6	71	G55	George MURRELLS	GBR	Optimum Motorsport / Poor Boys	18	23:22.419	15.061	0.561	91.44	1:11.906	4
7	80	G50	Tom INGRAM	GBR	Plans Motorsport	18	23:22.635	15.277	0.216	91.43	1:12.005	15
8	78	G55	Colin WHITE	GBR	CWS	18	23:27.371	20.013	4.736	91.12	1:12.037	8
9	75	G55	Joachim RITTER	SUI	TCR	18	23:29.853	22.495	2.482	90.96	1:11.861	17
10	2	G50	Louise RICHARDSON	GBR	Richardson Racing	18	23:30.058	22.700	0.205	90.94	1:12.648	8
11	46	G50	Robert GAFFNEY	GBR	Meridian Motorsport	18	23:31.064	23.706	1.006	90.88	1:13.082	17
12	31	G50	Aaron WILLIAMSON	GBR	FML	18	23:32.489	25.131	1.425	90.79	1:12.666	5
NOT CLASSIFIED												
DNF	5	G50	Andrew RICHARDSON	GBR	Richardson Racing	16	21:12.941	2 laps	2 laps	89.55	1:12.649	3
DNF	44	G55	Jordan SKINNER	GBR	Brookland Speed Racing	14	18:36.328	4 laps	2 laps	89.35	1:12.056	3
DNF	33	G55	Adam MORGAN	GBR	Cicely Racing	9	10:59.338	9 laps	5 laps	97.25	1:11.516	8
DNF	11	G50	Connaire FINN	IRL	Beacon Racing	8	14:02.993	10 laps	1 lap	67.61	1:12.667	3
DNF	8	G55	Alistair JAMES	GBR	Plans Motorsport	0						
DQ	27	G50	Jody FANNIN	GBR	Pyro	0						
FASTEST LAP												
10	G55	Tom SHARP	GBR	IDL	8	1:11.361		99.83 mph		160.67 kph		
80	G50	Tom INGRAM	GBR	Plans Motorsport	15	1:12.005		98.94 mph		159.23 kph		

Car 27 Excluded from Results Technical Infringements CR 6.12.4

Car 73 - 0.5 Second Penalty - Gaining unfair advantage

Weather / Track : Bright / Dry

These results are provisional until the conclusion of any judicial and technical matters.

Donington Park National
Circuit Length = 1.9791 miles
Start: 16:26 End: 16:50

Clerk of Course :		Timekeeper :	
-------------------	--	--------------	--

2011 Michelin Ginetta GT Supercup

ROUND 6 - SECTOR ANALYSIS

2	Louise RICHARDSON				G50										
1 -	124.3	39.291	126.9	13.442	105.2	1:19.154	10 -	27.585	63.0	1:10.115	75.4	17.246	62.4	1:54.946	
2 -	21.202	128.3	38.815	125.0	13.694	103.7	1:13.711	11 -	35.334	68.4	59.350	66.6	16.062	106.4	1:50.746
3 -	21.391	128.1	38.540	125.4	13.073	103.0	1:13.004	12 -	21.495	126.6	39.201	125.2	12.889	105.2	1:13.585
4 -	21.280	126.9	39.110	125.4	13.203	103.4	1:13.593	13 -	21.130	125.2	40.092	123.6	13.137	104.7	1:14.359
5 -	21.588	125.0	38.579	125.0	13.204	99.7	1:13.371	14 -	21.361	125.2	38.756	124.5	12.974	105.4	1:13.091
6 -	21.585	126.9	39.636	122.9	13.504	105.1	1:14.725	15 -	21.115	127.1	38.863	124.3	14.345	101.5	1:14.323
7 -	21.228	128.6	38.959	124.7	12.997	105.1	1:13.184	16 -	21.172	128.1	38.823	124.3	13.126	102.2	1:13.121
8 -	21.015	126.1	38.692	125.2	12.941	105.2	1:12.648	17 -	21.127	126.6	38.803	125.0	12.861	104.4	1:12.791
9 -	21.271	127.1	39.310	114.3	13.764	102.0	1:14.345	18 -	21.243	126.4	40.032	124.5	14.086	100.8	1:15.361
3	Carl BREEZE				G55										
1 -	119.4	39.195	124.7	13.249	105.7	1:19.871	10 -	31.166	67.2	1:06.644	65.4	20.018	54.2	1:57.828	
2 -	20.905	128.8	38.559	126.1	12.948	104.0	1:12.412	11 -	34.585	73.3	1:00.415	74.6	14.002	107.2	1:49.002
3 -	21.086	122.5	38.083	125.2	12.819	104.5	1:11.988	12 -	21.255	128.6	38.021	126.4	13.377	103.5	1:12.653
4 -	20.674	129.8	37.723	126.1	13.620	103.4	1:12.017	13 -	21.029	128.1	37.825	126.4	13.197	104.0	1:12.051
5 -	21.037	126.9	38.133	125.7	12.941	104.9	1:12.111	14 -	20.781	128.3	37.939	125.9	12.890	105.4	1:11.610
6 -	20.909	126.9	38.467	124.3	13.300	102.9	1:12.676	15 -	20.682	129.6	39.189	124.5	12.993	105.2	1:12.864
7 -	20.997	128.8	38.119	128.1	13.559	103.4	1:12.675	16 -	21.259	117.3	38.664	122.0	13.001	104.0	1:12.924
8 -	21.069	124.7	38.208	124.7	12.789	104.5	1:12.066	17 -	20.784	127.8	37.908	124.7	12.861	104.7	1:11.553
9 -	20.813	128.3	37.916	125.4	15.307	79.1	1:14.036	18 -	21.177	127.1	39.029	125.0	12.969	104.2	1:13.175
5	Andrew RICHARDSON				G50										
1 -	115.9	40.495	124.5	13.385	105.2	1:21.440	9 -	21.248	125.7	41.869	97.3	14.753	101.1	1:17.870	
2 -	21.230	126.6	39.511	125.2	13.105	105.2	1:13.846	10 -	22.790	104.0	1:09.951	80.0	16.361	65.9	1:49.102
3 -	21.067	127.3	38.596	125.7	12.986	105.6	1:12.649	11 -	35.409	67.5	58.736	81.9	16.122	105.1	1:50.267
4 -	20.945	127.8	38.494	126.4	13.277	105.1	1:12.716	12 -	21.452	124.0	40.138	124.7	13.178	104.9	1:14.768
5 -	21.384	125.9	39.204	122.5	13.927	100.4	1:14.515	13 -	21.293	125.4	40.785	123.4	13.490	104.5	1:15.568
6 -	21.194	128.8	39.280	124.0	13.232	104.4	1:13.706	14 -	21.348	126.1	39.574	123.6	13.147	105.2	1:14.069
7 -	21.035	126.4	38.878	123.8	14.235	100.1	1:14.148	15 -	21.619	121.6	39.945	123.8	13.247	105.4	1:14.811
8 -	21.385	123.6	39.793	122.9	13.084	104.2	1:14.262	16 -	21.284	126.6	39.130	122.7	In		1:19.204 P
8	Alistair JAMES				G55										
10	Tom SHARP				G55										
1 -	120.9	39.230	123.8	13.406	104.7	1:18.075	10 -	33.171	66.4	1:06.641	66.8	20.211	61.8	2:00.023	
2 -	20.710	128.1	38.433	124.3	13.159	103.9	1:12.302	11 -	33.132	83.4	1:02.464	76.8	13.636	105.7	1:49.232
3 -	20.676	128.6	38.381	126.6	12.844	105.9	1:11.901	12 -	20.831	127.6	37.893	123.6	12.884	104.9	1:11.608
4 -	21.002	126.9	39.151	122.7	13.022	103.7	1:13.175	13 -	20.979	126.1	37.890	123.6	12.762	105.1	1:11.631
5 -	20.678	129.1	38.193	125.0	12.825	104.7	1:11.696	14 -	20.819	126.4	38.003	123.1	12.834	105.2	1:11.656
6 -	20.638	129.1	38.268	124.0	13.638	102.2	1:12.544	15 -	20.791	126.4	37.973	123.4	12.798	105.1	1:11.562
7 -	20.773	128.3	38.275	123.8	12.743	103.9	1:11.791	16 -	20.828	124.7	37.988	123.1	12.871	104.9	1:11.687
8 -	20.787	126.9	37.876	123.4	12.698	104.5	1:11.361	17 -	20.913	125.2	37.920	124.0	12.912	105.1	1:11.745
9 -	20.820	126.9	37.903	123.6	13.708	91.4	1:12.431	18 -	20.925	126.4	38.091	123.8	13.922	90.0	1:12.938
11	Connaire FINN				G50										
1 -	125.7	39.660	125.7	13.687	105.4	1:20.328	5 -	21.100	122.7	38.939	127.3	13.084	104.9	1:13.123	
2 -	21.226	126.6	40.355	124.5	12.972	104.7	1:14.553	6 -	21.258	128.1	40.472	124.5	13.242	103.2	1:14.972
3 -	21.100	128.3	38.675	125.9	12.892	105.6	1:12.667	7 -	21.119	127.6	39.109	123.1	14.357	102.2	1:14.585
4 -	21.049	127.8	38.551	127.1	13.312	105.2	1:12.912	8 -	21.591	121.4	4:33.072	72.5	In		5:19.853 P
27	Jody FANNIN				G50										
1 -	117.3	39.255	126.6	13.409	105.9	1:18.793	10 -	28.475	58.4	1:09.840	78.7	17.300	57.5	1:55.615	
2 -	21.282	127.6	39.617	127.3	13.324	105.7	1:14.223	11 -	34.941	68.8	1:00.014	69.9	16.121	107.2	1:51.076
3 -	21.571	126.6	39.350	126.6	12.796	107.5	1:13.717	12 -	21.458	126.6	38.852	125.9	12.893	106.1	1:13.203
4 -	21.010	129.8	39.036	125.7	13.168	105.7	1:13.214	13 -	21.108	126.6	38.870	125.9	12.899	105.9	1:12.877
5 -	21.422	114.1	38.943	126.4	12.994	105.2	1:13.359	14 -	21.019	129.6	38.812	125.2	12.960	106.6	1:12.791
6 -	21.259	125.0	39.152	125.2	12.893	105.2	1:13.304	15 -	21.054	127.8	38.970	125.9	13.030	105.6	1:13.054
7 -	20.983	129.3	38.719	125.7	12.858	106.6	1:12.560	16 -	20.975	128.3	39.492	116.7	13.033	106.4	1:13.500
8 -	20.920	127.3	39.741	125.4	12.975	105.9	1:13.636	17 -	21.049	125.2	38.910	125.7	12.855	106.8	1:12.814
9 -	21.456	125.7	38.939	125.2	13.101	103.9	1:13.496	18 -	21.061	128.8	38.988	125.9	13.249	103.5	1:13.298

Weather / Track : Bright / Dry

Donington Park National
Circuit Length = 1.9791 miles
Start: 16:26 End: 16:50

2011 Michelin Ginetta GT Supercup

ROUND 6 - SECTOR ANALYSIS

31	Aaron WILLIAMSON				G50										
1 -	115.3	40.166	126.1	13.495	107.5	1:21.889	10 -	21.388	124.5	1:01.650	83.6	16.197	70.1	1:39.235	
2 -	21.225	124.7	39.517	125.4	13.516	104.0	1:14.258	11 -	35.376	69.4	59.077	79.9	15.489	103.5	1:49.942
3 -	21.811	125.9	38.580	125.0	13.041	105.4	1:13.432	12 -	21.714	114.9	39.670	126.1	13.601	105.4	1:14.985
4 -	21.101	128.1	39.452	125.2	12.891	105.6	1:13.444	13 -	21.527	123.1	39.866	122.7	13.339	105.9	1:14.732
5 -	21.085	125.4	38.697	125.9	12.884	106.3	1:12.666	14 -	21.449	121.6	40.057	125.7	13.141	106.3	1:14.647
6 -	21.034	127.8	39.062	125.7	28.327	82.2	1:28.423	15 -	21.055	120.1	39.626	124.5	13.151	104.7	1:13.832
7 -	22.000	122.2	38.939	123.4	13.207	104.4	1:14.146	16 -	21.111	124.5	38.634	125.2	13.268	104.0	1:13.013
8 -	21.250	124.7	39.057	123.6	13.138	105.2	1:13.445	17 -	21.292	125.2	38.785	124.7	13.090	105.9	1:13.167
9 -	21.106	123.8	39.563	123.1	13.723	104.2	1:14.392	18 -	21.050	125.2	38.608	124.7	13.183	104.7	1:12.841
32	Freddie HETHERINGTON				G55										
1 -	124.0	39.057	124.5	13.094	104.5	1:17.138	10 -	31.393	65.5	1:06.369	62.6	20.126	48.9	1:57.888	
2 -	21.024	127.6	38.811	124.7	12.878	104.4	1:12.713	11 -	33.802	72.4	1:01.590	71.2	14.170	106.1	1:49.562
3 -	20.889	128.1	38.540	125.4	12.900	105.7	1:12.329	12 -	20.831	125.2	38.323	127.1	13.323	101.9	1:12.477
4 -	20.893	126.9	38.916	124.3	12.893	104.5	1:12.702	13 -	20.894	126.6	38.237	125.0	12.875	103.7	1:12.006
5 -	20.899	127.6	38.799	124.5	13.100	104.9	1:12.798	14 -	20.907	126.6	38.161	125.0	12.712	105.2	1:11.780
6 -	21.005	128.1	38.338	125.4	13.126	104.0	1:12.469	15 -	20.761	127.3	38.426	124.5	12.810	105.1	1:11.997
7 -	20.981	126.6	38.886	125.2	12.919	103.9	1:12.786	16 -	20.790	126.6	38.076	124.5	12.706	105.4	1:11.572
8 -	20.868	126.6	38.139	125.7	12.882	104.4	1:11.889	17 -	20.780	127.6	38.059	125.2	12.770	104.9	1:11.609
9 -	20.813	127.1	38.249	125.7	15.027	90.2	1:14.089	18 -	20.804	126.6	38.284	124.7	13.280	103.4	1:12.368
33	Adam MORGAN				G55										
1 -	122.7	39.190	125.9	13.616	104.2	1:18.399	6 -	21.188	127.8	38.216	125.9	13.097	105.2	1:12.501	
2 -	21.070	126.6	37.958	126.1	13.563	101.9	1:12.591	7 -	21.145	126.9	38.675	125.7	13.543	102.7	1:13.363
3 -	20.914	127.1	37.918	125.2	12.909	105.1	1:11.741	8 -	21.026	127.8	37.813	125.2	12.677	104.9	1:11.516
4 -	20.937	127.8	38.778	123.4	13.330	103.5	1:13.045	9 -	20.815	127.3	38.220	125.4	15.152	83.4	1:14.187
5 -	21.042	126.6	37.862	124.5	13.091	105.9	1:11.995								
44	Jordan SKINNER				G55										
1 -	126.1	40.455	125.7	13.211	105.6	1:20.860	8 -	20.980	126.6	38.686	123.4	13.111	102.9	1:12.777	
2 -	21.030	126.4	41.065	124.5	13.400	104.7	1:15.495	9 -	21.246	125.0	38.293	124.3	13.149	103.5	1:12.688
3 -	21.051	126.6	38.188	126.1	12.817	104.5	1:12.056	10 -	28.963	57.4	1:09.252	79.1	17.792	54.0	1:56.007
4 -	20.902	127.8	38.402	125.0	13.271	104.2	1:12.575	11 -	34.728	68.5	1:00.427	68.8	16.361	104.0	1:51.516
5 -	21.227	122.5	39.035	123.4	13.392	101.5	1:13.654	12 -	23.895	121.4	39.647	124.0	13.434	104.7	1:16.976
6 -	21.094	127.8	38.347	124.3	13.265	103.2	1:12.706	13 -	21.021	122.5	38.756	125.7	14.202	100.0	1:13.979
7 -	21.224	127.8	38.281	125.9	12.948	104.2	1:12.453	14 -	21.106	127.1	38.400	123.1	13.080	105.6	1:12.586
46	Robert GAFFNEY				G50										
1 -	119.4	39.483	126.4	13.507	104.5	1:19.731	10 -	22.426	103.6	1:10.255	81.1	16.278	66.8	1:48.959	
2 -	21.373	123.6	39.346	125.9	13.238	105.1	1:13.957	11 -	35.226	68.3	58.678	85.4	16.084	104.5	1:49.988
3 -	21.248	124.5	39.256	126.4	12.884	105.9	1:13.388	12 -	21.305	119.2	40.134	121.6	13.860	104.0	1:15.299
4 -	21.053	128.8	38.757	125.7	13.469	104.0	1:13.279	13 -	21.401	126.4	39.580	123.6	13.449	103.5	1:14.430
5 -	21.500	127.3	39.550	125.2	13.798	101.5	1:14.848	14 -	21.399	125.7	38.844	125.2	12.936	104.9	1:13.179
6 -	21.271	125.7	39.152	125.0	13.858	102.7	1:14.281	15 -	21.173	125.7	38.952	124.7	13.155	103.7	1:13.280
7 -	21.168	126.4	38.303	127.8	14.362	101.1	1:13.833	16 -	21.770	125.4	38.813	125.7	12.989	105.1	1:13.572
8 -	21.563	117.9	40.797	125.4	13.086	105.1	1:15.446	17 -	21.161	127.1	38.879	125.0	13.042	104.9	1:13.082
9 -	21.139	127.6	40.926	91.7	15.047	101.4	1:17.112	18 -	21.184	126.1	38.903	124.7	13.313	104.0	1:13.400
71	George MURRELLS				G55										
1 -	125.9	38.968	125.0	13.151	104.0	1:17.345	10 -	31.442	66.4	1:06.872	64.7	19.650	57.1	1:57.964	
2 -	21.016	125.7	38.975	125.2	14.265	100.1	1:14.256	11 -	34.567	64.3	1:00.122	73.1	13.774	105.9	1:48.463
3 -	21.911	117.5	38.396	126.1	12.737	105.2	1:13.044	12 -	21.079	128.8	40.118	125.4	12.984	103.7	1:14.181
4 -	20.826	128.6	37.955	125.4	13.125	104.7	1:11.906	13 -	21.030	126.1	42.183	125.0	12.770	104.9	1:15.983
5 -	21.332	127.3	37.990	126.1	12.816	105.7	1:12.138	14 -	21.207	127.6	38.946	111.8	13.651	103.9	1:13.804
6 -	21.042	128.6	38.168	122.5	13.650	103.0	1:12.860	15 -	21.086	127.3	38.756	123.1	13.129	104.4	1:12.971
7 -	20.997	127.1	38.224	125.9	13.580	102.4	1:12.801	16 -	21.205	122.9	38.740	124.3	12.953	104.7	1:12.898
8 -	21.266	128.3	38.088	126.1	12.801	104.9	1:12.155	17 -	21.059	128.1	38.602	125.2	12.966	105.2	1:12.627
9 -	21.196	128.3	38.160	124.7	15.078	78.8	1:14.434	18 -	21.001	128.1	38.601	125.0	12.987	104.2	1:12.589
73	Nathan FREKE				G55										
1 -	117.1	39.482	125.4	13.168	107.0	1:20.526	10 -	31.532	68.5	1:06.921	68.8	19.621	57.6	1:58.074	

Weather / Track : Bright / Dry

Donington Park National
Circuit Length = 1.9791 miles
Start: 16:26 End: 16:50

2011 Michelin Ginetta GT Supercup

ROUND 6 - SECTOR ANALYSIS

2 -	20.843	126.1	38.919	126.4	13.121	104.7	1:12.883	11 -	34.548	74.0	1:00.303	75.0	13.827	106.6	1:48.678	
3 -	21.315	126.4	38.382	124.3	13.008	104.9	1:12.705	12 -	20.706	127.6	38.217	124.7	13.537	102.2	1:12.460	
4 -	20.865	128.6	37.988	123.6	12.878	103.2	1:11.731	13 -	21.140	127.1	38.306	124.3	12.996	103.9	1:12.442	
5 -	20.777	127.1	37.850	125.4	12.797	104.5	1:11.424	14 -	20.826	129.6	37.886	124.5	12.779	105.4	1:11.491	
6 -	20.797	128.3	37.938	127.1	13.404	103.0	1:12.139	15 -	20.809	128.8	38.470	124.7	13.146	104.4	1:12.425	
7 -	20.913	126.4	38.217	125.9	13.501	103.7	1:12.631	16 -	21.256	124.7	38.781	124.3	13.497	104.4	1:13.534	
8 -	21.142	126.1	38.121	126.1	12.873	104.9	1:12.136	17 -	20.699	128.8	37.856	126.1	12.856	105.4	1:11.411	
9 -	20.746	129.3	38.107	125.0	15.170	81.1	1:14.023	18 -	20.950	124.7	38.456	124.0	12.937	104.7	1:12.343	
75	Joachim RITTER				G55											
1 -		118.4	39.196	125.4	13.637	105.4	1:18.647	10 -	31.618	66.3	1:06.660	62.6	19.664	58.3	1:57.942	
2 -	21.035	128.8	38.503	125.2	13.496	101.4	1:13.034	11 -	34.761	72.8	59.981	74.0	13.775	106.4	1:48.517	
3 -	21.551	129.1	37.675	125.7	12.763	105.7	1:11.989	12 -	20.975	129.3	52.044	125.4	12.957	104.5	1:25.976	
4 -	20.855	127.3	38.018	123.8	13.487	103.9	1:12.360	13 -	21.046	127.3	38.135	126.4	12.784	105.7	1:11.965	
5 -	21.127	128.6	37.927	125.7	12.886	105.9	1:11.940	14 -	21.000	127.8	39.328	126.9	13.015	106.6	1:13.343	
6 -	21.169	130.1	38.664	123.4	14.646	101.9	1:14.479	15 -	21.052	126.9	38.083	126.9	12.883	104.9	1:12.018	
7 -	21.025	127.1	37.923	126.1	13.041	103.2	1:11.989	16 -	21.057	127.1	38.131	126.1	12.920	104.9	1:12.108	
8 -	21.312	128.1	38.278	126.9	12.760	104.5	1:12.350	17 -	20.955	128.1	38.048	126.9	12.858	105.1	1:11.861	
9 -	21.062	126.6	38.900	125.4	14.581	78.0	1:14.543	18 -	21.129	128.6	38.942	125.2	14.721	100.0	1:14.792	
78	Colin WHITE				G55											
1 -		125.9	38.857	122.7	12.950	104.9	1:16.512	10 -	30.881	77.7	1:06.639	67.7	20.210	56.4	1:57.730	
2 -	21.167	125.2	38.415	122.9	13.281	103.2	1:12.863	11 -	33.882	71.9	1:01.996	69.8	13.954	105.9	1:49.832	
3 -	20.896	128.8	38.491	123.1	13.019	104.7	1:12.406	12 -	20.958	125.7	38.446	124.3	23.453	104.0	1:22.857	
4 -	20.921	124.7	38.658	122.2	13.128	104.7	1:12.707	13 -	20.873	127.6	38.970	122.0	13.785	102.7	1:13.628	
5 -	20.932	126.4	38.327	123.6	12.988	104.5	1:12.247	14 -	21.078	126.9	38.460	125.2	13.149	104.2	1:12.687	
6 -	20.824	128.3	38.434	123.1	13.432	102.9	1:12.690	15 -	20.879	127.8	38.743	125.9	13.513	103.2	1:13.135	
7 -	20.922	126.9	39.032	125.0	12.959	104.4	1:12.913	16 -	21.040	127.1	38.581	124.7	12.863	105.1	1:12.484	
8 -	20.759	127.1	38.343	123.8	12.935	104.9	1:12.037	17 -	20.836	126.4	38.520	124.7	13.049	104.9	1:12.405	
9 -	20.882	127.1	38.136	123.6	14.966	91.3	1:13.984	18 -	20.975	127.6	38.385	124.7	14.894	94.6	1:14.254	
80	Tom INGRAM				G50											
1 -		118.8	40.192	124.5	13.478	104.9	1:21.708	10 -	24.335	69.4	1:10.298	85.3	17.127	61.0	1:51.760	
2 -	21.165	129.1	39.571	125.4	13.820	100.0	1:14.556	11 -	35.501	67.6	59.128	70.4	15.768	106.6	1:50.397	
3 -	21.899	126.1	38.594	126.4	13.024	105.2	1:13.517	12 -	21.319	127.3	39.270	125.9	13.045	103.9	1:13.634	
4 -	21.034	128.8	39.698	125.9	12.847	105.1	1:13.579	13 -	21.083	127.6	39.643	123.6	13.128	103.9	1:13.854	
5 -	20.983	128.1	38.621	126.1	12.996	105.7	1:12.600	14 -	21.256	126.6	38.079	124.7	12.886	105.2	1:12.221	
6 -	20.980	129.3	39.133	125.9	14.042	102.0	1:14.155	15 -	20.937	127.3	38.214	125.2	12.854	105.4	1:12.005	
7 -	20.996	128.3	38.264	126.1	14.121	101.2	1:13.381	16 -	20.880	128.6	38.748	124.0	12.969	104.9	1:12.597	
8 -	21.524	118.4	39.731	125.4	12.933	105.4	1:14.188	17 -	20.899	128.1	38.310	125.2	12.948	105.6	1:12.157	
9 -	20.948	125.7	39.699	122.9	13.267	102.0	1:13.914	18 -	20.894	129.1	38.548	125.9	12.970	103.7	1:12.412	
94	Jake HILL				G50											
1 -		121.6	39.256	127.6	13.663	104.7	1:19.541	10 -	30.106	62.8	1:09.215	80.2	17.330	54.3	1:56.651	
2 -	21.400	124.0	39.100	125.9	13.179	105.6	1:13.679	11 -	35.376	70.2	1:00.622	64.2	16.208	104.9	1:52.206	
3 -	21.193	125.7	38.540	126.4	13.484	104.7	1:13.217	12 -	21.212	124.3	38.447	124.7	13.012	105.6	1:12.671	
4 -	20.944	127.6	39.042	126.6	13.186	104.9	1:13.172	13 -	21.081	124.3	39.171	125.7	12.953	105.7	1:13.205	
5 -	21.566	110.7	38.779	125.7	12.930	104.5	1:13.275	14 -	21.010	125.4	38.730	123.8	12.842	105.7	1:12.582	
6 -	21.343	126.1	38.416	124.0	12.909	104.7	1:12.668	15 -	21.161	124.5	38.773	124.3	12.950	105.6	1:12.884	
7 -	20.971	126.1	38.617	124.3	12.999	105.4	1:12.587	16 -	21.249	123.8	38.867	124.0	12.866	105.7	1:12.982	
8 -	21.037	125.0	38.638	124.5	12.935	105.1	1:12.610	17 -	21.060	124.0	38.716	124.5	12.912	106.1	1:12.688	
9 -	21.055	124.7	38.692	124.0	12.934	102.0	1:12.681	18 -	21.017	125.7	38.563	124.3	12.979	105.6	1:12.559	

Weather / Track : Bright / Dry

Donington Park National
Circuit Length = 1.9791 miles
Start: 16:26 End: 16:50

2011 Michelin Ginetta GT Supercup

ROUND 6 - SPEED TRAPS

SECTOR 1				SECTOR 2			FINISH LINE			
POS	NO	NAME	MPH	NO	NAME	MPH	NO	NAME	MPH	
1	75	Joachim RITTER	130.1	3	Carl BREEZE	128.1	27	Jody FANNIN	107.5	
2	3	Carl BREEZE	129.8	46	Robert GAFFNEY	127.8	31	Aaron WILLIAMSON	107.5	
3	27	Jody FANNIN	129.8	94	Jake HILL	127.6	3	Carl BREEZE	107.2	
4	73	Nathan FREKE	129.6	11	Connaire FINN	127.3	73	Nathan FREKE	107.0	
5	80	Tom INGRAM	129.3	27	Jody FANNIN	127.3	75	Joachim RITTER	106.6	
6	10	Tom SHARP	129.1	32	Freddie HETHERINGTON	127.1	80	Tom INGRAM	106.6	
7	5	Andrew RICHARDSON	128.8	73	Nathan FREKE	127.1	2	Louise RICHARDSON	106.4	
8	46	Robert GAFFNEY	128.8	2	Louise RICHARDSON	126.9	32	Freddie HETHERINGTON	106.1	
9	71	George MURRELLS	128.8	75	Joachim RITTER	126.9	94	Jake HILL	106.1	
10	78	Colin WHITE	128.8	10	Tom SHARP	126.6	10	Tom SHARP	105.9	
11	2	Louise RICHARDSON	128.6	5	Andrew RICHARDSON	126.4	33	Adam MORGAN	105.9	
12	11	Connaire FINN	128.3	80	Tom INGRAM	126.4	46	Robert GAFFNEY	105.9	
13	31	Aaron WILLIAMSON	128.1	31	Aaron WILLIAMSON	126.1	71	George MURRELLS	105.9	
14	32	Freddie HETHERINGTON	128.1	33	Adam MORGAN	126.1	78	Colin WHITE	105.9	
15	33	Adam MORGAN	127.8	44	Jordan SKINNER	126.1	5	Andrew RICHARDSON	105.6	
16	44	Jordan SKINNER	127.8	71	George MURRELLS	126.1	11	Connaire FINN	105.6	
17	94	Jake HILL	127.6	78	Colin WHITE	125.9	44	Jordan SKINNER	105.6	

Weather / Track : Bright / Dry

Donington Park National
Circuit Length = 1.9791 miles
Start: 16:26 End: 16:50

2011 Michelin Ginetta GT Supercup

ROUND 6 - BEST SECTOR TIMES

SECTOR 1			SECTOR 2			SECTOR 3			IDEAL / BEST COMPARISON						
POS	NO	NAME	TIME	NO	NAME	TIME	NO	NAME	TIME	POS	NO	NAME	IDEAL	BEST	DIFF
1	10	SHARP	20.638	75	RITTER	37.675	33	MORGAN	12.677	1	3	BREEZE	1:11.186	1:11.553	0.367
2	3	BREEZE	20.674	3	BREEZE	37.723	10	SHARP	12.698	2	10	SHARP	1:11.212	1:11.361	0.149
3	73	FREKE	20.699	33	MORGAN	37.813	32	HETHERINGTON	12.706	3	75	RITTER	1:11.290	1:11.861	0.571
4	78	WHITE	20.759	73	FREKE	37.850	71	MURRELLS	12.737	4	33	MORGAN	1:11.305	1:11.516	0.211
5	32	HETHERINGTON	20.761	10	SHARP	37.876	75	RITTER	12.760	5	73	FREKE	1:11.328	1:11.411	0.083
6	33	MORGAN	20.815	71	MURRELLS	37.955	73	FREKE	12.779	6	71	MURRELLS	1:11.518	1:11.906	0.388
7	71	MURRELLS	20.826	32	HETHERINGTON	38.059	3	BREEZE	12.789	7	32	HETHERINGTON	1:11.526	1:11.572	0.046
8	75	RITTER	20.855	80	INGRAM	38.079	27	FANNIN	12.796	8	78	WHITE	1:11.758	1:12.037	0.279
9	80	INGRAM	20.880	78	WHITE	38.136	44	SKINNER	12.817	9	80	INGRAM	1:11.806	1:12.005	0.199
10	44	SKINNER	20.902	44	SKINNER	38.188	94	HILL	12.842	10	44	SKINNER	1:11.907	1:12.056	0.149
11	27	FANNIN	20.920	46	GAFFNEY	38.303	80	INGRAM	12.847	11	94	HILL	1:12.202	1:12.559	0.357
12	94	HILL	20.944	94	HILL	38.416	2	RICHARDSON	12.861	12	46	GAFFNEY	1:12.240	1:13.082	0.842
13	5	RICHARDSON	20.945	5	RICHARDSON	38.494	78	WHITE	12.863	13	2	RICHARDSON	1:12.416	1:12.648	0.232
14	2	RICHARDSON	21.015	2	RICHARDSON	38.540	31	WILLIAMSON	12.884	14	5	RICHARDSON	1:12.425	1:12.649	0.224
15	31	WILLIAMSON	21.034	11	FINN	38.551	46	GAFFNEY	12.884	15	27	FANNIN	1:12.435	1:12.560	0.125
16	11	FINN	21.049	31	WILLIAMSON	38.580	11	FINN	12.892	16	11	FINN	1:12.492	1:12.667	0.175
17	46	GAFFNEY	21.053	27	FANNIN	38.719	5	RICHARDSON	12.986	17	31	WILLIAMSON	1:12.498	1:12.666	0.168
												Perfect Lap		1:10.990	

Weather / Track : Bright / Dry

Donington Park National
Circuit Length = 1.9791 miles
Start: 16:26 End: 16:50

2011 Michelin Ginetta GT Supercup
ROUND 6 - LAP CHART

Lap 1			Lap 2			Lap 3			Lap 4			Lap 5		
No	Behind	Laptime	No	Behind	Laptime	No	Behind	Laptime	No	Behind	Laptime	No	Behind	Laptime
78		1:16.512	78		1:12.863	78		1:12.406	78		1:12.707	78		1:12.247
32	0.626	1:17.138	32	0.476	1:12.713	32	0.399	1:12.329	32	0.394	1:12.702	10	0.414	1:11.696
71	0.833	1:17.345	10	1.002	1:12.302	10	0.497	1:11.901	10	0.965	1:13.175	32	0.945	1:12.798
10	1.563	1:18.075	33	1.615	1:12.591	33	0.950	1:11.741	33	1.288	1:13.045	33	1.036	1:11.995
33	1.887	1:18.399	71	2.226	1:14.256	75	1.889	1:11.989	75	1.542	1:12.360	75	1.235	1:11.940
75	2.135	1:18.647	75	2.306	1:13.034	3	2.490	1:11.988	3	1.800	1:12.017	3	1.664	1:12.111
27	2.281	1:18.793	3	2.908	1:12.412	71	2.864	1:13.044	71	2.063	1:11.906	71	1.954	1:12.138
2	2.642	1:19.154	2	3.490	1:13.711	2	4.088	1:13.004	73	3.357	1:11.731	73	2.534	1:11.424
94	3.029	1:19.541	27	3.641	1:14.223	73	4.333	1:12.705	2	4.974	1:13.593	2	6.098	1:13.371
46	3.219	1:19.731	94	3.845	1:13.679	94	4.656	1:13.217	94	5.121	1:13.172	94	6.149	1:13.275
3	3.359	1:19.871	73	4.034	1:12.883	27	4.952	1:13.717	27	5.459	1:13.214	27	6.571	1:13.359
11	3.816	1:20.328	46	4.313	1:13.957	46	5.295	1:13.388	46	5.867	1:13.279	11	6.848	1:13.123
73	4.014	1:20.526	11	5.506	1:14.553	11	5.767	1:12.667	11	5.972	1:12.912	44	7.905	1:13.654
44	4.348	1:20.860	5	5.911	1:13.846	5	6.154	1:12.649	5	6.163	1:12.716	5	8.431	1:14.515
5	4.928	1:21.440	31	6.772	1:14.258	44	6.630	1:12.056	44	6.498	1:12.575	46	8.468	1:14.848
80	5.196	1:21.708	80	6.889	1:14.556	31	7.798	1:13.432	31	8.535	1:13.444	31	8.954	1:12.666
31	5.377	1:21.889	44	6.980	1:15.495	80	8.000	1:13.517	80	8.872	1:13.579	80	9.225	1:12.600

**2011 Michelin Ginetta GT Supercup
ROUND 6 - LAP CHART**

Lap 6			Lap 7			Lap 8			Lap 9			Lap 10		
No	Behind	Laptime	No	Behind	Laptime	No	Behind	Laptime	No	Behind	Laptime	No	Behind	Laptime
78		1:12.690	10		1:11.791	10		1:11.361	10		1:12.431	10		2:00.023
10	0.268	1:12.544	78	0.854	1:12.913	78	1.530	1:12.037	78	3.083	1:13.984	78	0.790	1:57.730
32	0.724	1:12.469	32	1.451	1:12.786	32	1.979	1:11.889	32	3.637	1:14.089	32	1.502	1:57.888
33	0.847	1:12.501	33	2.151	1:13.363	33	2.306	1:11.516	33	4.062	1:14.187	3	2.381	1:57.828
3	1.650	1:12.676	3	2.266	1:12.675	3	2.971	1:12.066	3	4.576	1:14.036	73	2.973	1:58.074
73	1.983	1:12.139	73	2.555	1:12.631	73	3.330	1:12.136	73	4.922	1:14.023	71	3.604	1:57.964
71	2.124	1:12.860	71	2.866	1:12.801	71	3.660	1:12.155	71	5.663	1:14.434	75	3.974	1:57.942
75	3.024	1:14.479	75	2.954	1:11.989	75	3.943	1:12.350	75	6.055	1:14.543	94	4.782	1:56.651
94	6.127	1:12.668	94	6.655	1:12.587	94	7.904	1:12.610	94	8.154	1:12.681	44	5.972	1:56.007
27	7.185	1:13.304	27	7.686	1:12.560	44	9.731	1:12.777	44	9.988	1:12.688	27	6.618	1:55.615
44	7.921	1:12.706	44	8.315	1:12.453	27	9.961	1:13.636	27	11.026	1:13.496	2	7.382	1:54.946
2	8.133	1:14.725	2	9.258	1:13.184	2	10.545	1:12.648	2	12.459	1:14.345	80	8.059	1:51.760
11	9.130	1:14.972	5	11.536	1:14.148	5	14.437	1:14.262	80	16.322	1:13.914	5	8.955	1:49.102
5	9.447	1:13.706	11	11.656	1:14.585	80	14.839	1:14.188	5	19.876	1:17.870	46	9.535	1:48.959
46	10.059	1:14.281	46	11.833	1:13.833	46	15.918	1:15.446	46	20.599	1:17.112	31	10.031	1:39.235
80	10.690	1:14.155	80	12.012	1:13.381	31	28.858	1:13.445	31	30.819	1:14.392	11	2 LAPS	5:19.853 P
31	24.687	1:28.423	31	26.774	1:14.146									

Weather / Track : Bright / Dry

Donington Park National
Circuit Length = 1.9791 miles
Start: 16:26 End: 16:50

2011 Michelin Ginetta GT Supercup
ROUND 6 - LAP CHART

Lap 11			Lap 12			Lap 13			Lap 14			Lap 15		
No	Behind	Laptime	No	Behind	Laptime	No	Behind	Laptime	No	Behind	Laptime	No	Behind	Laptime
10		1:49.232	10		1:11.608	10		1:11.631	10		1:11.656	10		1:11.562
78	1.390	1:49.832	32	2.701	1:12.477	32	3.076	1:12.006	32	3.200	1:11.780	32	3.635	1:11.997
32	1.832	1:49.562	3	3.196	1:12.653	3	3.616	1:12.051	3	3.570	1:11.610	73	4.780	1:12.425
3	2.151	1:49.002	73	3.271	1:12.460	73	4.082	1:12.442	73	3.917	1:11.491	3	4.872	1:12.864
73	2.419	1:48.678	71	5.408	1:14.181	71	9.760	1:15.983	94	11.319	1:12.582	94	12.641	1:12.884
71	2.835	1:48.463	94	8.819	1:12.671	94	10.393	1:13.205	71	11.908	1:13.804	71	13.317	1:12.971
75	3.259	1:48.517	27	10.057	1:13.203	27	11.303	1:12.877	27	12.438	1:12.791	27	13.930	1:13.054
94	7.756	1:52.206	2	10.873	1:13.585	80	13.473	1:13.854	80	14.038	1:12.221	80	14.481	1:12.005
44	8.256	1:51.516	80	11.250	1:13.634	2	13.601	1:14.359	2	15.036	1:13.091	78	17.240	1:13.135
27	8.462	1:51.076	78	12.639	1:22.857	78	14.636	1:13.628	78	15.667	1:12.687	2	17.797	1:14.323
2	8.896	1:50.746	5	13.150	1:14.768	44	15.972	1:13.979	44	16.902	1:12.586	46	20.022	1:13.280
80	9.224	1:50.397	44	13.624	1:16.976	46	16.781	1:14.430	46	18.304	1:13.179	75	20.104	1:12.018
5	9.990	1:50.267	46	13.982	1:15.299	5	17.087	1:15.568	5	19.500	1:14.069	31	22.480	1:13.832
46	10.291	1:49.988	31	14.118	1:14.985	31	17.219	1:14.732	75	19.648	1:13.343	5	22.749	1:14.811
31	10.741	1:49.942	75	17.627	1:25.976	75	17.961	1:11.965	31	20.210	1:14.647			

Weather / Track : Bright / Dry

Donington Park National
 Circuit Length = 1.9791 miles
 Start: 16:26 End: 16:50

**2011 Michelin Ginetta GT Supercup
ROUND 6 - LAP CHART**

Lap 16			Lap 17			Lap 18		
No	Behind	Laptime	No	Behind	Laptime	No	Behind	Laptime
10		1:11.687	10		1:11.745	10		1:12.938
32	3.520	1:11.572	32	3.384	1:11.609	32	2.814	1:12.368
3	6.109	1:12.924	3	5.917	1:11.553	73	5.698	1:12.343
73	6.627	1:13.534	73	6.293	1:11.411	3	6.154	1:13.175
94	13.936	1:12.982	94	14.879	1:12.688	94	14.500	1:12.559
71	14.528	1:12.898	71	15.410	1:12.627	71	15.061	1:12.589
80	15.391	1:12.597	80	15.803	1:12.157	80	15.277	1:12.412
27	15.743	1:13.500	27	16.812	1:12.814	27	17.172	1:13.298
78	18.037	1:12.484	78	18.697	1:12.405	78	20.013	1:14.254
2	19.231	1:13.121	2	20.277	1:12.791	75	22.495	1:14.792
75	20.525	1:12.108	75	20.641	1:11.861	2	22.700	1:15.361
46	21.907	1:13.572	46	23.244	1:13.082	46	23.706	1:13.400
31	23.806	1:13.013	31	25.228	1:13.167	31	25.131	1:12.841
5	30.266	1:19.204 P						

Weather / Track : Bright / Dry

Donington Park National
Circuit Length = 1.9791 miles
Start: 16:26 End: 16:50

2011 Michelin Ginetta GT Supercup

ROUND 6 - POSITION CHART

No	Name	Laps Pos																		
			1	2	3	4	5	6	7	8	9	10	11	12	13	14	15	16	17	18
78	Colin WHITE	1	78	78	78	78	78	78	10	10	10	10	10	10	10	10	10	10	10	
32	Freddie HETHERINGTON	2	32	32	32	32	10	10	78	78	78	78	78	32	32	32	32	32	32	
71	George MURRELLS	3	71	10	10	10	32	32	32	32	32	32	3	3	3	73	3	3	73	
10	Tom SHARP	4	10	33	33	33	33	33	33	33	3	3	73	73	73	3	73	73	3	
33	Adam MORGAN	5	33	71	75	75	75	3	3	3	3	73	73	71	71	94	94	94	94	
75	Joachim RITTER	6	75	75	3	3	3	73	73	73	73	71	71	94	94	71	71	71	71	
27	Jody FANNIN	7	27	3	71	71	71	71	71	71	71	75	75	27	27	27	27	80	80	
2	Louise RICHARDSON	8	2	2	2	73	73	75	75	75	75	94	94	2	80	80	80	27	27	
94	Jake HILL	9	94	27	73	2	2	94	94	94	94	44	44	80	2	2	78	78	78	
46	Robert GAFFNEY	10	46	94	94	94	94	27	27	44	44	27	27	78	78	78	2	2	75	
3	Carl BREEZE	11	3	73	27	27	27	44	44	27	27	2	2	5	44	44	46	75	2	
11	Connaire FINN	12	11	46	46	46	11	2	2	2	2	80	80	44	46	46	75	46	46	
73	Nathan FREKE	13	73	11	11	11	44	11	5	5	80	5	5	46	5	5	31	31	31	
44	Jordan SKINNER	14	44	5	5	5	5	5	11	80	5	46	46	31	31	75	5	<u>5</u>		
5	Andrew RICHARDSON	15	5	31	44	44	46	46	46	46	46	31	31	75	75	31				
80	Tom INGRAM	16	80	80	31	31	31	80	80	31	31									
31	Aaron WILLIAMSON	17	31	44	80	80	80	31	31	<u>11</u>										

Weather / Track : Bright / Dry

Donington Park National
 Circuit Length = 1.9791 miles
 Start: 16:26 End: 16:50